

Fact Book

Guam Community College

2009

Volume III

Fact Book 2009

Guam Community College

TABLE OF CONTENTS: TEXT

GCC's Mandate.....	2
Vision.....	2
Mission	2
Accreditation	2
Facilities and Faculty	2
GCC Programs of Study	21
Other Campus Information.....	22
Board of Trustees	23
Foundation Board of Governors.....	23
Officers of the College	23
Faculty Senate	23
Past Presidents.....	23
Glossary of Terms & Acronyms	24

TABLE OF CONTENTS: TABLES/CHARTS

Post Secondary

Gender	3
Age.....	3
Gender Comparison.....	3
Age Comparison.....	3
Enrollment Status Comparison	3
Ethnicity/Sex	4
Ethnic Representation Comparison.....	4
Other Ethnicities Comparison.....	4
Associate Programs by Program/Gender.....	5
Associate Programs, Top Enrollments.....	5
Associate Programs, Top Female Enrollments	5
Associate Programs, Top Male Enrollments.....	5
Certificate Programs by Program/Gender	6
Certificate Programs, Top Enrollments.....	6
Certificate Programs, Top Female Enrollments	6
Certificate Programs, Top Male Enrollments	6
Declared Majors.....	7
Other Programs	7
Grades Awarded for FA2008.....	7
Retention: FA07 to FA08	7
Compass Testing: Math	8
Compass Testing: English.....	9
SLO: Courses with SLOs	10
SLO: Course Assessment	10

Secondary

School/Enrollment/Gender.....	11
Programs.....	12
Program Comparison	12
Enrollment Comparison.....	12

Apprenticeship

Enrollment.....	13
Employers.....	13
Private vs. Public Comparison.....	13
Public Sector Employers.....	13
Private Sector Employers.....	13

Adult Education

Program Enrollment	14
Age/Gender	14
Age/Ethnicity	14
Age/Program	14
Adult Basic Education.....	15
Adult Secondary Education	15
English As a Second Language	15

Continuing Education

Enrollment by Program	16
Program Comparison	16

Employees

Employees by Class/Gender.....	17
Employee Class Breakdown	17
Years of Service by Position.....	17
Faculty by Position/Gender.....	17
Faculty by Rank/Gender.....	17

Financial

FY 2008 Revenue	18
Revenue Comparison.....	18
FY 2008 Expenses & Mandatory Transfers	18
Expenses & Mandatory Transfers Comparison.....	18
Federal Grants/Agencies Listing.....	19
Federal Grants/Agencies Comparison.....	19
Financial Aid Listing.....	19
Financial Aid Comparison	19

Total

Total Students Served.....	20
Total Students Served Comparison.....	20

AIE Disclaimer

The data presented in this Fact Book were gathered from numerous administrative departments and the college's data information access software, known as the Operational Data Store (ODS) within the Banner System. The GCC Fact Book is an attempt to present a comprehensive profile of the entire college. Given the purpose of this publication, the Guam Community College Fact Book 2009 represents the best information available at this time. It is published by the Office of Assessment & Institutional Effectiveness in July of each academic year.

GENERAL INFORMATION

GCC's Mandate

Guam Community College is a multi-faceted public vocational educational institution, created by the Community College Act of 1977 (codified @ 17 GCA §§ 30101, et seq.) to strengthen and consolidate *vocational education*¹ on Guam. The College operates secondary and postsecondary vocational programs, adult and continuing education, community education, and short-term specialized training, as dictated by community and industry needs.

These programs are delivered both on and off-campus, in satellite programs and on site at businesses as needed. The College also serves as the State Board of Control for vocational education under the United States Vocational Education Act of 1946, 1963, and subsequent amendments (see footnote below). The College offers over 50 programs of study, and prepares students for entry-level employment in career and technical fields or transfer to four-year institutions of higher education. The College offers a variety of community service and special programs to prepare students for college experiences including English as a Second Language, Adult Basic Education, General Education Development (GED) preparation and testing, and an Adult High School Diploma program.

Vision

GCC will continue to pioneer labor force development within the Western Pacific, best understanding and meeting the educational, career and technical training needs of the economy. It will be Guam's premier career and technical institution and finest secondary and post secondary basic educational institution serving the island's adult community. Its excellence will continue to be recognized because of its service to employers, employees and the community at large.

Mission

The mission of Guam Community College is to be a leader in career and technical workforce development by providing the highest quality education and job training in Micronesia. (Board of Trustees Policy 100)

Accreditation

Guam Community College is a member of the American Association of Community and Junior Colleges (ACCJC), Western Association of Schools and Colleges (WASC). Guam Community College has been continuously accredited since 1979 by ACCJC/WASC. Documents describing the accreditation of the College may be examined at the Academic Vice President's office. The Registrar may also be contacted for further information or to make arrangements to examine the accreditation documents.

With the recommendation of the Curriculum Review Board of the American Association of Medical Assistants (AAMAE), GCC's Medical Assisting program has been continuously accredited by the Commission on Accreditation of Allied Health Education Programs (CAAHEP) since 2003.

Faculty and Facilities

The College faculty are well qualified by their education, experience and industry certifications to offer courses and programs of study which achieve the mission of the College. During the Fall 2008 semester, the faculty numbered 107 full-time instructors and 58 true adjunct instructors. Faculty credentials are found at the back of the 2008-2010 student catalog published by the College.

The College is located in the village of Mangilao on a 22-acre site. Standard classroom facilities are housed in permanent concrete buildings. Metal buildings are used primarily for career and technical education shop facilities. Additionally, GCC has a concrete building on the John F. Kennedy High School (JFK) campus in Upper Tumon.

The GCC Foundation Building houses the library on its second floor. Instructional classrooms occupy the first floor. Shop spaces are provided for Air Conditioning and Refrigeration, Auto Mechanics, Auto Body, Construction Trades, and Welding in the Trades and Industry Park. Special laboratories are used for instruction in the Allied Health, Computer Science, Office Technology, Networking Systems Technology, Visual Communications, and the Hospitality/Tourism programs.

In keeping with the campus facilities plan, three new buildings will soon be added to the College campus: the Allied Health Center (now 60% complete as of July 2009), expansion of the Learning Resource Center, and a new Student Center.


¹ The phrase *vocational education* is retained here although in the language of the new law, the reauthorized Carl D. Perkins Vocational and Technical Act of 2006, the phrase "career and technical education" (CTE) was substituted for "vocational education" throughout the document. Even earlier in 1998, the American Vocational Association became the Association for Career and Technical Education (ACTE) and members encouraged organizations and agencies to remove "vocational education" from documents and legislation and replace it with "career and technical education." Similarly, in Fall 2000, *The Journal of Vocational and Technical Education* changed its name to *The Journal of Career and Technical Education*. In keeping with this change in language, GCC is now currently working to make this change to its internal documents.

POST-SECONDARY

Post-Secondary Student Enrollment
Fall 2008 Unduplicated Count*

STATUS	FEMALE	MALE	TOTAL
Full-time	421	236	657
Part-time	650	528	1,178
Total	1,071	764	1,835

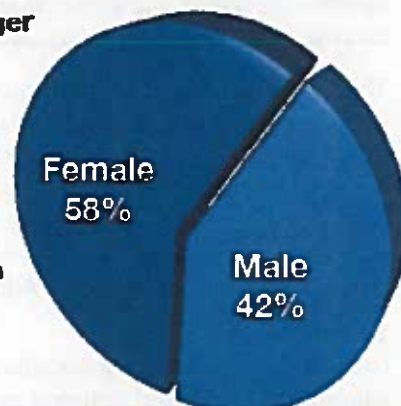
Note: Total Full-time Equivalent (FTE) student population however, is 1,070 if the IPEDS FTE calculation method is used.



AGE GROUP	FEMALE	MALE	TOTAL
20 and under	347	246	593
21 - 25	322	240	562
26 - 30	137	83	220
31 - 35	104	49	153
36 - 40	56	50	106
41 - 45	46	46	92
46 - 50	22	29	51
51 - 55	17	9	26
56 - 60	15	4	19
over 61	5	8	13
Total	1,071	764	1,835

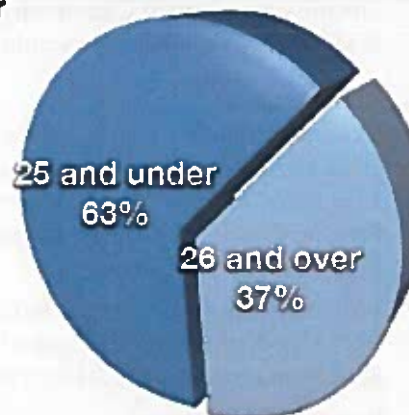
GENDER

Female students comprise a larger percentage of GCC's student population. They outnumber their male counterparts in both full-time and part-time status.



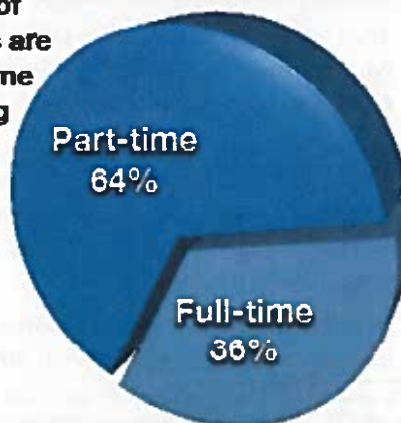
AGE

Over 60% of our post-secondary student population is age 25 and below. The average age of GCC's students is 26.6 years.



ENROLLMENT STATUS

More than half of GCC's students are enrolled part-time (students taking less than 12 credits).



*Students enrolled for credit with each student counted only once during the reporting period.

POST-SECONDARY

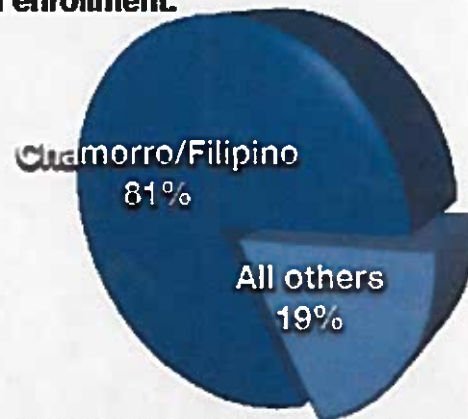
Post-Secondary Student Enrollment
Fall 2008 Unduplicated Count

ENROLLMENT	FEMALE	MALE	TOTAL
Am. Indian or Alaskan Native	3	0	3
Asian Indian	2	2	4
Asian or Pacific Islander	8	4	12
Black Non-Hispanic	8	4	12
Burmese	0	1	1
Chamorro	497	407	904
Chinese	7	5	12
Chuukese	66	34	100
Filipino	360	218	578
Hispanic	12	3	15
Japanese	18	6	24
Korean	10	10	20
Kosraean	1	1	2
Marshallese	0	1	1
Palauan	14	17	31
Pohnpeian	6	1	7
Vietnamese	2	3	5
White Non-Hispanic	22	21	43
Yapese	14	8	22
Other/Unknown	21	18	39
Total	1,071	764	1,835



ETHNIC REPRESENTATION

Chamorro/Filipino students comprise 81% of total enrollment.

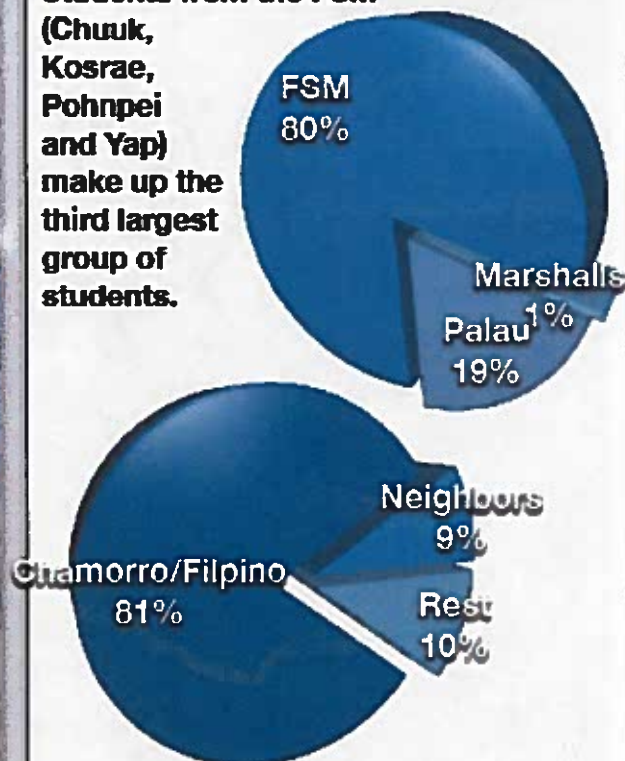


OTHER ETHNICITIES

Federated States of Micronesia	131
Republic of the Marshall Islands	1
Republic of Palau	31

Students from the FSM

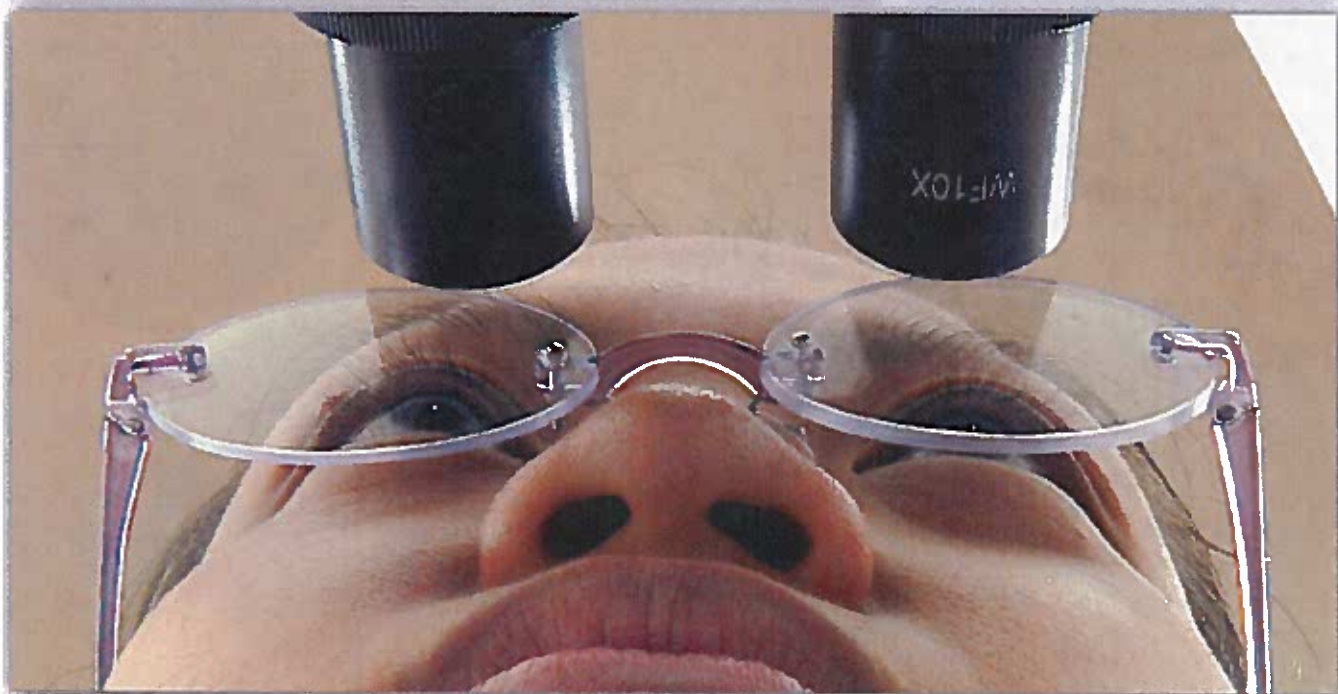
(Chuuk, Kosrae, Pohnpei and Yap) make up the third largest group of students.



POST-SECONDARY

Post-Secondary Student Enrollment:
Fall 2008 Unduplicated Count

ASSOCIATE PROGRAMS	FEMALE	MALE	TOTAL	TOP ENROLLMENTS	
AA in Culinary Arts	26	31	57	AS in Medical Assisting	113
AA in Education	69	23	92	AA in Liberal Arts	107
AA in Liberal Arts	81	26	107	AS in Early Childhood Ed	99
AS in Accounting	53	13	66	AA in Education	92
AS in Automotive Service Technology	1	30	31	AS in Computer Science	80
AS in Automotive Technology *	0	11	11		
AS in Computer Networking	5	15	20	TOP FEMALE ENROLLMENTS	
AS in Computer Science	31	49	80	AS in Medical Assisting	98
AS in Criminal Justice	41	45	86	AS in Early Childhood Ed	95
AS in Early Childhood Education	95	4	99	AA in Liberal Arts	81
AS in Hospitality Industry Management	48	11	59	AA in Education	69
AS in Marketing	18	6	24	AS in Accounting	63
AS in Medical Assisting	98	15	113	TOP MALE ENROLLMENTS	
AS in Office Technology	21	2	23	AS in Computer Science	49
AS in Supervision & Management	27	16	43	AS in Criminal Justice	45
AS in Visual Communications	23	20	43	AA in Culinary Arts	31
				AS in Automotive Service Tech	30
				AA in Liberal Arts	26
Total Declared	637	317	954		




NOTE: * indicates currently archived program with active student enrollment

POST-SECONDARY

Post-Secondary Student Enrollment:
Fall 2008 Unduplicated Count:

CERTIFICATE PROGRAMS	FEMALE	MALE	TOTAL	TOP ENROLLMENTS	
CERT in Accounting *	2	0	2	CERT in Criminal Justice	42
CERT in Automotive Service Technology	0	10	10	CERT in Practical Nursing	35
CERT in Automotive Technology *	0	5	5	CERT in Education	24
CERT in Computer Science	1	4	5	CERT in Cosmetology	17
CERT in Cosmetology	14	3	17	CERT in Automotive Service Tech	10
CERT in Criminal Justice	12	30	42	TOP FEMALE ENROLLMENTS	
CERT in Early Childhood Education	4	0	4	CERT in Practical Nursing	34
CERT in Education	6	1	7	CERT in Medical Assisting	22
CERT in Medical Assisting	22	2	24	CERT in Cosmetology	14
CERT in Office Technology	4	0	4	CERT in Criminal Justice	12
CERT in Practical Nursing	34	1	35	CERT in Education	6
CERT in Pre-Nursing	1	0	1	TOP MALE ENROLLMENTS	
CERT in Refrigeration/Air Conditioning *	0	1	1	CERT in Criminal Justice	30
CERT in Sign Language Interpreting *	3	0	3	CERT in Automotive Service Tech	10
CERT in Supervision & Management	4	3	7	CERT in Automotive Tech	5
CERT in Systems Technology	1	5	6	CERT in Systems Tech	5
CERT in Computer Science				CERT in Computer Science	4
Total Declared	108	65	173		



NOTE: * indicates currently archived program with active student enrollment
GCC FACT BOOK 2009

POST-SECONDARY

DECLARED MAJORS

Associate Degrees	964
Certificates	173
Total	1,127

OTHER PROGRAMS

Adult High School Diploma Program	78
Enrichment	1
Journeyworker Certificate	110
Undeclared	619
Totals	708

GRADE AWARDED FOR FALL 08*

Grades Awarded	
A = 4 points	1,365
B = 3 points	864
C = 2 points	681
D = 1 point	160
F = zero	645
Total	3,595


*Note: for credit earning courses only,
average GPA is 2.6

RETENTION RATES: FALL 07 TO FALL 08

Degree	FT	PT	Total
Associate of Arts	60	64	124
Associate of Science	162	204	366
Certificate	18	53	71
Diploma (Adult HS)	3	7	10
Journeyworker Certificate	3	52	55
Undeclared	27	88	115
Grand Total	263	468	731
% of Retained students	14.6%	25.9%	40.5%

FALL 07 Enrollment: 1,806

The above table reflects the number of full-time and part-time students enrolled in both the Fall 2007 & Fall 2008 terms.



POST-SECONDARY: COMPASS TESTING

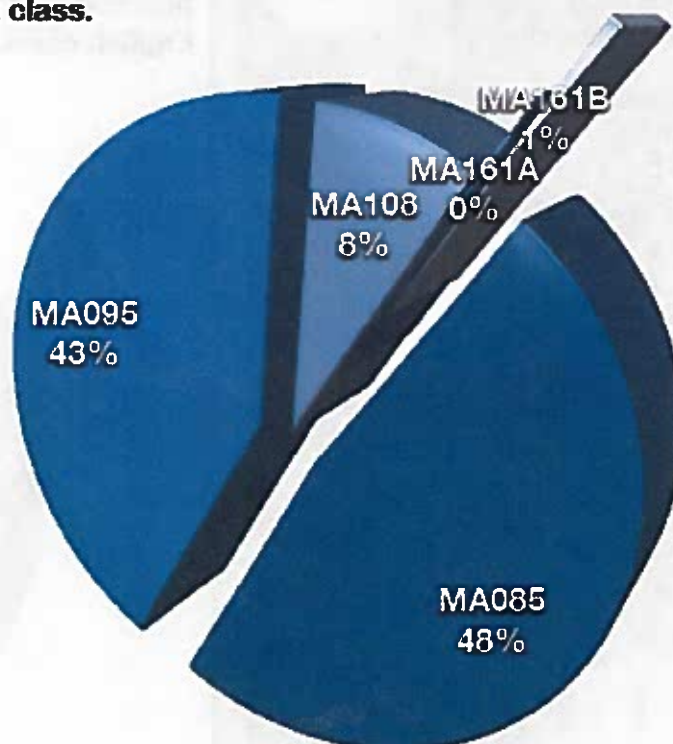
August 13, 2008
— April 20, 2009

MATH PLACEMENT	MA085	MA095	MA108	MA161A	MA161B	TOTAL
Aug 2008	21	22	5	0	0	48
Sept 2008	1	0	0	0	0	1
Oct 2008	38	24	1	0	0	63
Nov 2008	39	25	3	1	0	68
Dec 2008	29	42	5	0	0	76
FA2008	128	113	14	1	0	256
Jan 2009	55	48	17	0	3	123
Feb 2009	1	0	0	0	0	1
Mar 2009	2	2	1	0	0	5
Apr 2009	5	7	1	0	0	13
SP2008	63	57	19	0	3	142
Total	191	170	33	1	3	398



NEED FOR LEARNING SUPPORT SERVICES (MATH)

Less than 10 percent of students taking the Math placement test are capable of taking a college level math class.



Source: Assessment and Counseling Department

POST-SECONDARY: COMPASS TESTING

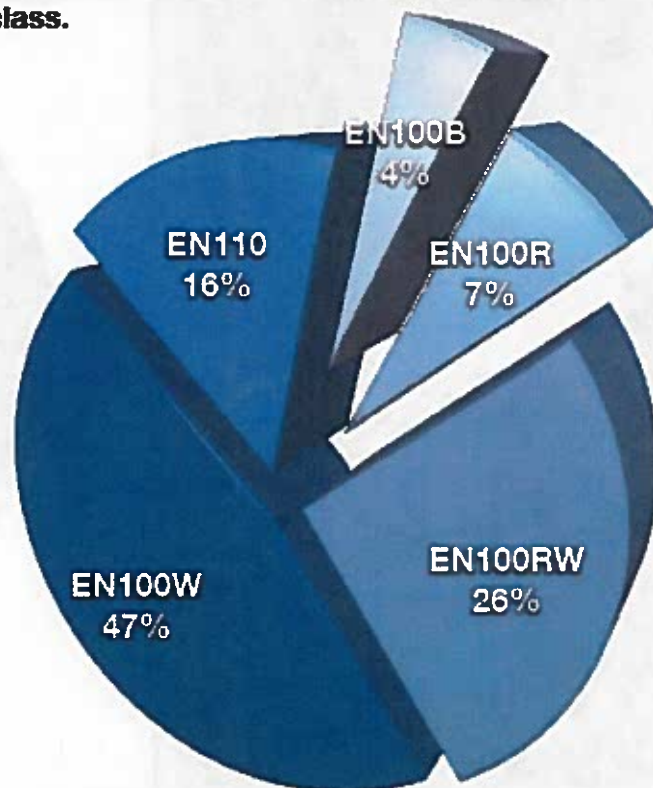
August 13, 2008
—April 20, 2009

ENGLISH PLACEMENT	EN100B	EN100R	EN100RW	EN100W	EN110	TOTAL
Aug 2008	3	0	13	20	7	43
Sept 2008	0	1	0	0	0	1
Oct 2008	2	6	16	28	8	60
Nov 2008	2	5	19	29	5	60
Dec 2008	0	5	20	38	14	77
FA2008	7	17	68	115	34	241
Jan 2009	8	9	32	57	23	129
Feb 2009	0	0	0	1	1	2
Mar 2009	1	1	0	2	0	4
Apr 2009	1	0	2	7	4	14
SP2008	10	10	34	67	28	149
Total	17	27	102	182	62	390



NEED FOR LEARNING SUPPORT SERVICES (ENGLISH)

Only sixteen percent of students taking the English placement test are capable of taking a college level English class.



STUDENT LEARNING OUTCOMES (SLOs)

COURSE WITH SLOs	TOTAL NUMBER OF COURSES IN CATALOG	PERCENTAGE OF COMPLETION	TERM
181	350	52%	Fa09 Catalog (projected)
70	375	19%	Sp09 Catalog
68	375	18%	Fa08 Catalog
0	399	0%	Fa06 Catalog

AS REQUIREMENT FOR PROGRAM	SLO COUNT	TOTAL	PERCENT
AA	Number of courses with SLOs being assessed	16	48.5%
	Number of courses within the program	33	100.0%
AS	Number of courses with SLOs being assessed	92	37.5%
	Number of courses within the program	245	100.0%
Certificate	Number of courses with SLOs being assessed	18	23.4%
	Number of courses within the program	77	100.0%
Not a technical required course for a degree or certificate program	Number of courses with SLOs being assessed	8	0.004%
	Number of courses involved	185	100.0%
Total number of courses with SLOs being assessed within programs		134	25.0%
Total count of courses within programs		540	100.0%



SECONDARY

Secondary Student Enrollment
Fall 2008 and Spring 2009 combined unduplicated count

GEORGE WASHINGTON	FEMALE	MALE	TOTAL
Allied Health	79	14	93
AutoBody	5	80	85
Automotive Service Tech	8	156	164
Construction	22	122	144
Electronics	28	70	98
Lodging Management	72	36	108
Marketing	63	17	80
ProStart	72	53	125
Visual Communications	73	38	111
Total	422	586	1,008

SIMON SANCHEZ	FEMALE	MALE	TOTAL
Allied Health	70	27	97
AutoBody	0	0	0
Automotive Service Tech	0	0	0
Construction	0	0	0
Electronics	25	89	114
Lodging Management	70	35	105
Marketing	49	38	87
ProStart	42	54	96
Visual Communications	0	0	0
Total	256	243	499

SOUTHERN	FEMALE	MALE	TOTAL
Allied Health	58	8	66
AutoBody	6	43	49
Automotive Service Tech	8	101	109
Construction	6	32	38
Electronics	22	46	68
Lodging Management	36	9	45
Marketing	39	6	45
ProStart	46	25	71
Visual Communications	0	0	0
Total	221	270	491

JOHN F KENNEDY	FEMALE	MALE	TOTAL
Allied Health	53	9	62
AutoBody	0	0	0
Automotive Service Tech	9	82	91
Construction	4	79	83
Electronics	20	84	104
Lodging Management	51	24	75
Marketing	41	25	66
ProStart	57	49	106
Visual Communications	0	0	0
Total	235	352	587

OKKODO	FEMALE	MALE	TOTAL
Allied Health	0	0	0
AutoBody	0	0	0
Automotive Service Tech	5	21	26
Construction	2	31	33
Electronics	9	38	47
Lodging Management	17	6	23
Marketing	14	11	25
ProStart	0	0	0
Visual Communications	0	0	0
Total	47	107	154

BY PROGRAM	FEMALE	MALE	TOTAL
Allied Health	260	58	318
AutoBody	11	123	134
Automotive Service Tech	30	360	390
Construction	34	264	298
Electronics	104	327	431
Lodging Management	246	110	356
Marketing	206	97	303
ProStart	217	181	398
Visual Communications	73	38	111
Total	1,181	1,558	2,739

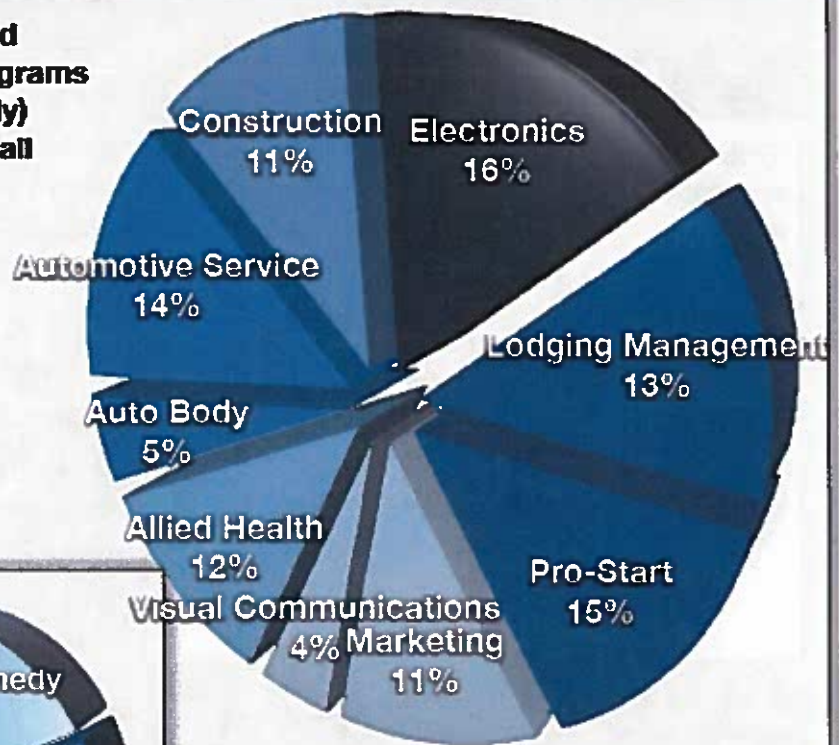
SECONDARY

Secondary Student Enrollment
Fall 2008 and Spring 2009 combined unduplicated count

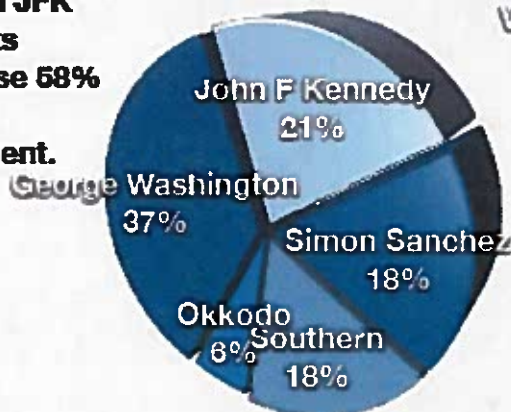
	GW	JFK	SSHS	SHS	OHS	TOTAL
Allied Health	93	62	97	66	0	318
Auto Body	86	0	0	49	0	134
Automotive Service	164	91	0	109	26	390
Construction	144	83	0	38	33	298
Electronics	98	104	114	68	47	431
Lodging Management	108	75	105	45	23	356
Marketing	80	66	87	45	25	303
Pro-Start	126	106	96	71	0	398
Visual Communications	111	0	0	0	0	111
Total	1,008	587	499	491	154	2,739

COMPARISONS

Tourism (Lodging Management and Pro-Start) and the Automotive programs (Automotive Service and Auto Body) comprise slightly less than half of all GPSS students in GCC programs.



GW and JFK students comprise 58% of total enrollment.



APPRENTICESHIP

Apprenticeship Office Third Quarter Report;
Fall 2008 to Spring 2009

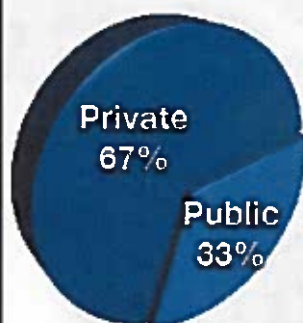
ENROLLMENT	TOTAL
Female	34
Male	240
Total	274

EMPLOYERS	FEMALE	MALE	TOTAL
Public	8	83	91
Private	26	157	183
Total	34	240	274

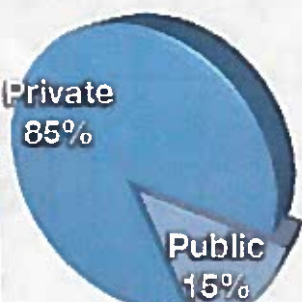
TOTAL NO. OF EMPLOYERS	TOTAL
Public	6
Private	33
Total	39

PRIVATE VS. PUBLIC

67% of apprentices are from the private sector.



85% of employers are from the private sector.



PUBLIC SECTOR EMPLOYERS	FEMALE	MALE	TOTAL
Dept. of Public Works	0	6	6
DOA	1	5	6
Guam Power Authority	1	23	24
Guam Waterworks	0	24	24
NCSTAMS	0	1	1
Port Authority Guam	6	24	30
Total	8	83	91

PRIVATE SECTOR EMPLOYERS	FEMALE	MALE	TOTAL
Advance Elec. Service	0	2	2
Atkins Kroll	1	0	1
B.Q. Fire Sprinklers	0	2	2
Barrett Plumbing	1	7	8
Black Const. Co.	0	5	5
Cars Plus	0	8	8
DZSP 21	1	18	19
F.A.C.S Incorp.	0	1	1
Guam Shipyard	1	14	15
GTA TeleGuam	2	45	47
Hawaiian Rock Prod.	1	9	10
Hilton Guam	4	2	6
Hard Rock Café	2	0	2
Horizon Lines	0	0	0
Hotel Nikko	0	1	1
Hyatt Regency Guam	1	2	3
J&B Modern Tech.	0	1	1
Lam Lam Tours	0	15	15
Medler's	0	1	1
Nissan Guam	0	4	4
Onward Beach Hotel	0	1	1
Onward Mang. Golf	1	1	2
Outrigger Hotel	0	0	0
Perez Bros.	0	3	3
PMT Corp.	3	1	4
Prestige Auto.	2	2	4
Sam Choy's	0	1	1
Sweet Relief (PROA)	1	0	1
TLC Day Care	1	0	1
Trane Guam	0	1	1
Two Lovers' Point	4	0	4
United Tire Serv.	0	4	4
Universal Tire Supp.	0	4	4
W.B. Flores & Co.	0	2	2
Total	26	157	183

ADULT EDUCATION

Adult Education Office, May 2009;
July 1, 2008 to May 8, 2009

ADULT EDUCATION	TOTAL ENROLLED	COMPLETED A LEVEL	COMPLETED & ADVANCED A LEVEL	REMAINING WITHIN PROGRAM	% COMPLETED	TOTAL HOURS
Adult Basic Education (ABE)	713	115	17	483	16%	30,682
Adult Secondary Education (ASE)	250	70	0	171	28%	4,256
English As a Second Language (ESL)	99	54	0	40	55%	5,181
Total	1,062	239	17	694	23%	40,119

BY AGE	16-18	19-24	25-44	45-59	60+	TOTAL
Adult Basic Education	141	308	236	21	7	713
Adult Secondary Education	66	108	75	1	0	250
English As a Second Language	3	14	55	20	7	99
Total	210	430	366	42	14	1,062



AGE GROUP	PACIFIC ISL		ASIAN		WHITE		BLACK		HISPANIC		NA A/AL*		TOTAL
	FEM	MA	FEM	MA	FEM	MA	FEM	MA	FEM	MA	FEM	MA	
19 - 24	214	201	4	6	1	2	0	1	1	0	0	0	430
25 - 44	189	118	43	7	1	3	2	2	1	0	0	0	366
18 - 18	79	113	4	4	1	2	1	2	1	1	0	2	210
45 - 59	17	9	13	3	0	0	0	0	0	0	0	0	42
60 and Older	6	3	5	0	0	0	0	0	0	0	0	0	14
Total	505	444	69	20	3	7	3	5	3	1	0	2	1,062

PROG	PACIFIC ISL		ASIAN		WHITE		BLACK		HISPANIC		NA A/AL*		TOTAL
	FEM	MA	FEM	MA	FEM	MA	FEM	MA	FEM	MA	FEM	MA	
ABE	385	308	7	2	2	3	2	2	0	0	0	2	713
ASE	94	131	4	9	1	4	0	3	3	1	0	0	250
ESL	26	5	58	9	0	0	1	0	0	0	0	0	99
Total	505	444	69	20	3	7	3	5	3	1	0	2	1,062

* Native American/Alaskan


ADULT EDUCATION

Adult Education Office, May 2009;
July 1, 2008 to May 8, 2009

ADULT BASIC EDUCATION (ABE)	TOTAL ENROLLED	COMPLETED A LEVEL	COMPLETED & ADVANCED A LEVEL	REMAINING WITHIN PROGRAM	% COMPLETED	TOTAL HOURS
ABE Beginning Literacy	41	9	0	28	22%	1,535
ABE Beginning Basic Education	193	36	3	122	19%	8,262
ABE Intermediate Low	233	51	8	157	22%	10,181
ABE Intermediate High	246	19	6	176	8%	10,704
Total	713	115	17	483	16%	30,682

ADULT SECONDARY EDUCATION (ASE)	TOTAL ENROLLED	COMPLETED A LEVEL	COMPLETED & ADVANCED A LEVEL	REMAINING WITHIN PROGRAM	% COMPLETED	TOTAL HOURS
ASE Low	37	2	0	27	5%	1,535
ASE High	213	68	0	144	32%	2,721
Total	250	70	0	171	28%	4,256

ENGLISH AS A SECOND LANGUAGE (ESL)	TOTAL ENROLLED	COMPLETED A LEVEL	COMPLETED & ADVANCED A LEVEL	REMAINING WITHIN PROGRAM	% COMPLETED	TOTAL HOURS
ESL Beginning Literacy	1	1	0	0	100%	37
ESL Low Beginning	8	8	0	0	100%	518
ESL High Beginning	13	3	0	10	23%	368
ESL Low Intermediate	23	13	0	9	57%	1,073
ESL High Intermediate	22	16	0	6	73%	1,426
ESL Advanced	32	13	0	15	41%	1,759
Total	99	54	0	40	55%	5,181



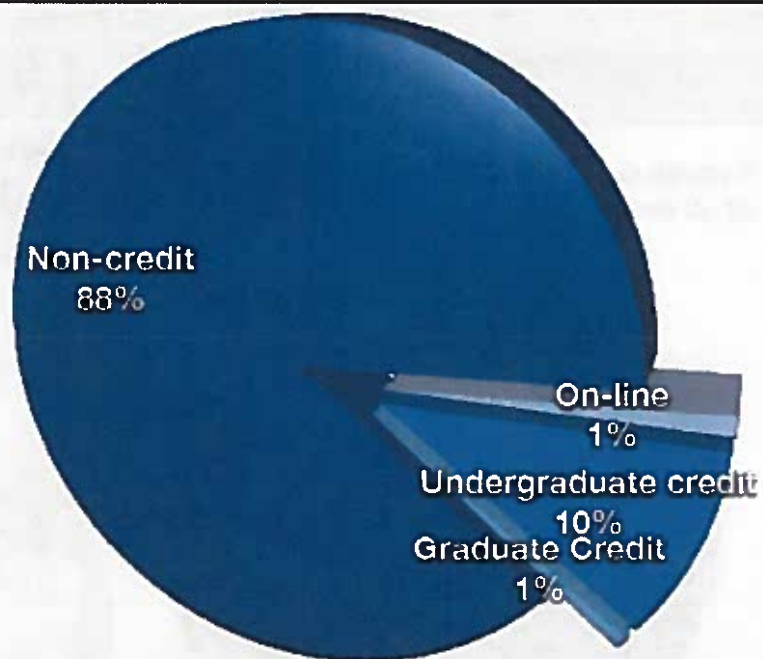
CONTINUING EDUCATION

Continuing Education Office,
July 2008 to March 2009

DATES	UNDERGRADUATE CREDIT	NON-CREDIT	GRADUATE CREDIT	ON-LINE	TOTAL
July - Sept 2008	243	2,410	23*	36	2,688
Oct - Dec 2008	274	2,068	21*	11	2,343
Jan - Mar 2009	332	2,928	11*	38	3,298
Total	849	7,396	55*	84	8,329

WHERE THE NUMBERS ARE

Close to 90% of the total number of students who participate in GCC's myriad of Continuing Education classes are in non-credit classes.



(Source: CE Office, April 2009) *Teacher re-certification & re-classification

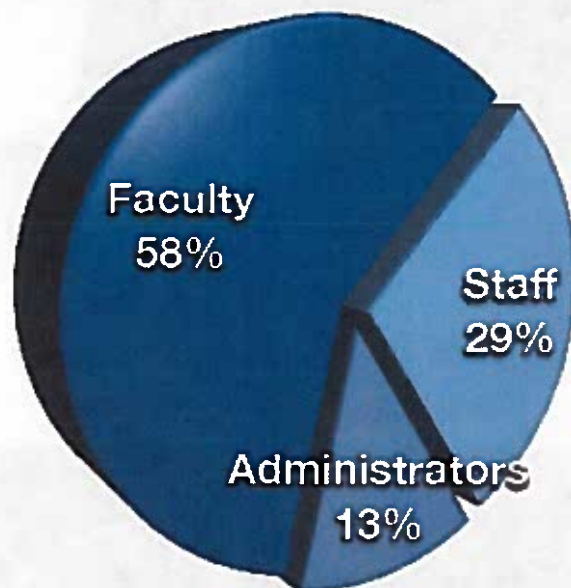
EMPLOYEES

Human Resources Office,
April 2009

EMPLOYEE CLASS	FEMALE	MALE	TOTAL	POSITION	FEMALE	MALE	TOTAL
Faculty	83	82	165	Secondary Faculty	17	24	41
Staff	64	29	83	Secondary	17	24	41
Administrators	23	13	36	Post-Secondary Faculty	39	27	66
				Adjunct Faculty	27	31	58
				Post-Secondary	66	58	124
Total	160	124	284	Total	83	82	165

BREAKDOWN

Faculty comprise 58%
of all employees.



FACULTY RANK	FEMALE	MALE	TOTAL
Assistant Instructor	3	21	24
Instructor	22	10	32
Assistant Professor	19	13	32
Associate Professor	9	6	15
Professor	3	1	4
Total	56	51	107

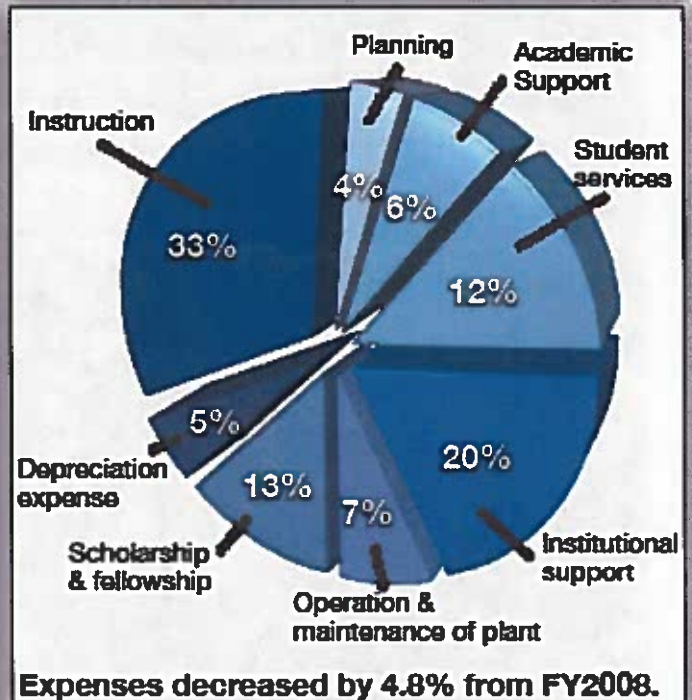
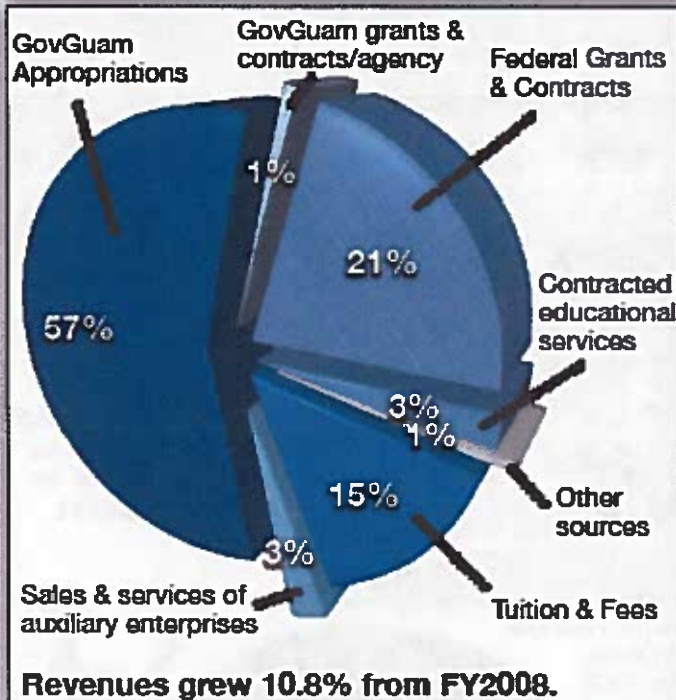


YEARS OF SERVICE	0-5	6-10	11-15	16-20	21-25	26+	TOTAL
Adjunct Faculty	56	1	1	0	0	0	58
Administrators	13	11	0	11	0	1	36
Post-Secondary Faculty	21	13	6	23	3	0	66
Secondary Faculty	16	14	2	6	1	2	41
Staff	40	10	7	16	3	8	83
Total	146	49	16	55	7	11	284

FINANCIAL

Business & Finance Office,
June 2009

FY2008 REVENUES		FY 2008 EXPENDITURES & MANDATORY TRANSFERS	
	FY2008		FY 2008
Tuition & fees	3,952,260	Instruction	7,810,094
GovGuam appropriations	14,881,819	Planning	864,478
Federal Grants and Contracts	5,590,277	Academic Support	1,448,476
GovGuam grants & contracts/agency	307,685	Student services	2,865,708
Sales & services of auxiliary enterprises	723,302	Institutional support	4,634,573
Contracted educational services	667,140	Operation & maintenance of plant	1,721,096
Other sources	203,037	Scholarship & fellowship	2,949,222
		Bad debt	0
		Depreciation expense	1,289,265
Totals	26,325,520	Totals	23,582,912



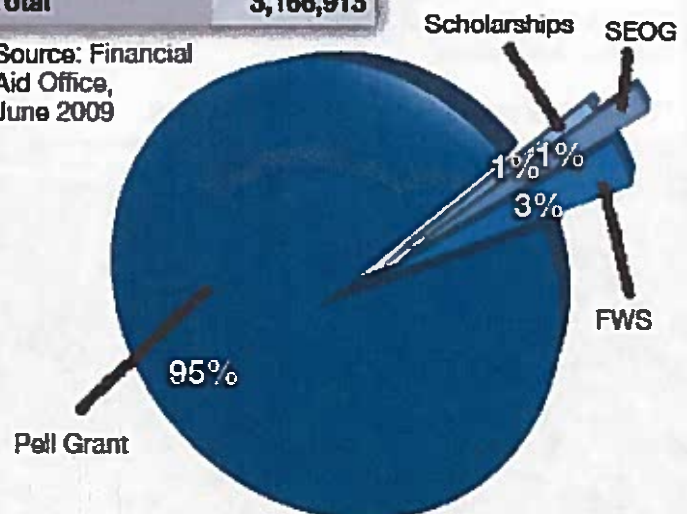
FEDERAL GRANTOR/ AGENCY	FEDERAL PROGRAM TITLE	AMOUNT \$
U.S. DOE	Adult Education - State Grant Programs	434,693
U.S. DOE	Supplemental Education Opportunity Grant	54,170
U.S. DOE	Higher Education - Institution Aid	309,489
U.S. DOE	Federal Work Study Program	60,682
U.S. DOE	TRIO - Student Support Services Program	214,103
U.S. DOE	TRIO - Talent Search	26,537
U.S. DOE	TRIO - Upward Bound	105,665
U.S. DOE	Career and Technical Education - Basic Grants to States	610,623
U.S. DOE	Federal Pell Grant Program	2,035,802
U.S. DH&HS	Promote the Survival and Continuing Vitality of Native American Languages	64,966
GPSS	Consolidated Grants	296,385
GovGuam	Economic, Social, and Political Development of the Territories	217,709
GovGuam	Disaster Grants - Public Assistance	1,086,170
Total Federal Assistance		5,516,894



FINANCIAL AID FY2008	FY2008
SEOG	46,000
FWS	83,714
PELL Grant	3,016,649
Scholarships	20,550
Total	3,166,913

Source: Financial
Aid Office,
June 2009

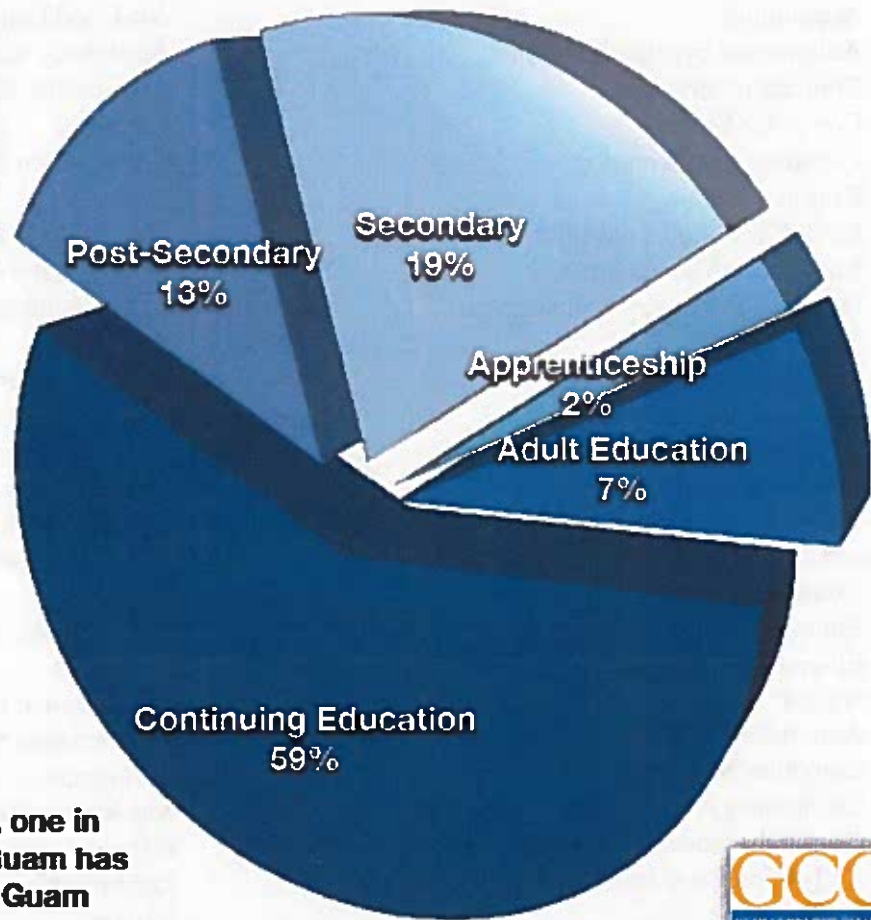
- 1,084 students received some form of financial aid
- the average amount received was \$2,902.51
- 28 students received scholarships with an average of \$733.51



TOTAL STUDENTS SERVED, AY 2008-09

ENROLLMENT

Post-Secondary	1,835
Secondary	2,739
Apprenticeship	274
Adult Education	1,062
Continuing Education	8,384
Total	14,294



Based on the 2000 Census population count of 154,805, one in almost every 10 people on Guam has participated in an activity at Guam Community College.



GCC PROGRAMS OF STUDY

Associate of Science

Accounting
Automotive Service Technology
Computer Networking
Computer Science
Construction Technology
Criminal Justice
Early Childhood Education
Emergency Management
Hospitality Industry Management
Marketing
Medical Assisting
Office Technology
Supervision & Management
Surveying Technology
Visual Communications

Associate of Arts

Culinary Arts
Education
Liberal Arts

Certificate

Automotive Service Technology
Computer Science
Cosmetology
Criminal Justice
Early Childhood Education
Education
Emergency Management
Fire Science Technology
Medical Assisting
Office Technology
Practical Nursing
Pre-Nursing
Supervision & Management
Systems Technology

GCC Career and Technical Education Programs in GPSS High Schools

Allied Health
Autobody
Automotive Service Technology
Construction Trades
Electronics
Marketing
Lodging Management Program
Prostart
Visual Communications

Apprenticeship

Air-Conditioning & Refrigeration Mechanic
Auto Body Repairer
Automobile Mechanic
Carpenter
Construction Equipment Mechanic
Cook
Diesel Mechanic
Drafter, Civil
Early Childhood Associate
Electrician
Electric Meter Repairer
Electrician, Substation
Electronic Technician
Heavy Mobile Equipment Mechanic
Inspector Building
Instrument Technician
Lineman
Line Installer Repairer
Machinist
Maintenance Building Repairer
Maintenance Mechanic
Maintenance Mechanic Marine
Machinery Mechanic
Office Manager/Administrative Services
Operating Engineer
Painter
Pipefitter
Plumber
Power Plant Operator
Pump Servicer
Relay Technician
Rigger
Sheet Metal Worker
Ship Fitter
Telecommunication Technician
Treatment Plant Operator
Truck Driver, Heavy
Water Treatment Plant Operator
Wastewater Treatment Plant Operator
Welder

General Educational Development

Adult High School

Contracting Education Services

OTHER CAMPUS INFORMATION

TUITION AND FEES FOR AY2009-2010 (EFFECTIVE FALL 2009)¹

	Resident	Non-resident	Foreign Student
Tuition/Semester Hour	\$110.00	\$135.00	\$160.00
Registration Fee	\$20.00	\$20.00	\$20.00
Student I.D. Card	\$7.00	\$7.00	\$7.00
Library Fee	\$13.00	\$13.00	\$13.00
Student Activity Fee	\$13.00	\$13.00	\$13.00
Health Fee	\$13.00	\$13.00	\$13.00
Student Parking Fee	\$13.00	\$13.00	\$13.00
Technology Fee	\$67.00	\$67.00	\$67.00

ADMISSIONS INFORMATION

Office of Admissions, Guam Community College
P.O. Box 23069 GMF, Barrigada, Guam 96921
Telephone: (671) 735-5531-4, Fax: (671) 734-5238
Web site: www.guamcc.edu

FEDERAL STUDENT AID

PELL Grant • Federal Work Study • Supplemental
Education Opportunity Grant

SCHOLARSHIP

Spero-Perez Memorial Scholarship

FEDERAL TRIO PROGRAMS

Project Aim • GCC Veterans Upward Bound
Program

STATE AGENCY FOR CAREER & TECHNICAL AND ADULT EDUCATION PROGRAMS ON GUAM

STUDENT SERVICES

Career Guidance & Counseling Services • Pre-
Enrollment Counseling • English & Mathematics
Placement Test • Advisement • Career Information
& Guidance • Student Rights Advocacy
Personal/Social Counseling Services • Tutorial
Services

PLACEMENT SERVICES

HEALTH SERVICES

OTHER SERVICES

Student Parking • Food Service • Bookstore •
Student I.D. Cards

CENTER FOR STUDENT INVOLVEMENT

Leadership Development • Student Governance •
Student Organizations

EDUCATIONAL RESOURCES

Learning Resources Center/Library Services
Educational Services (Accommodative Services for
Students with Disabilities)

CENTER FOR CIVIC ENGAGEMENT

ON-CAMPUS TECHNOLOGY & FACILITIES

Technology Center

One Cisco Networking Systems Lab
One CAT-5/Fiber Optics Lab
One Electronics Networking Systems Lab
One PC Repair Lab
Two Industry Certification Labs
Three Graphics/Web/Video Labs
One Video/Photography Studio
One Prometric/Pan Testing Lab (16 computers)
Three Lecture Hall/Presentation Rooms

A Building

Three Classroom Computer Labs
One Classroom Computer Mini-Lab

C Building

Two Portable Classroom Computer Labs
One Classroom Computer Lab
Two Classroom Computer Mini-Labs

D Building

Six Classroom Computer Labs
Two Open Computer Labs

F Building

Two Mini Computer Labs
One Language Lab

Library (F Building)

One Open Computer Lab
EBSCO Database – 7,000+ periodicals
Dynix Horizon Info Portal
Photocopy & Printing (24/7 on-line library catalog)

Other Facilities

Cosmetology Lab (Building 100)
Culinary Arts Kitchen Lab (Building 400)
Trades & Industry Park (Building 500, 600 & 900)

¹ At the GCC Board Of Trustees meeting on April 17th, 2009, a resolution was approved to suspend tuition and fee increases scheduled for Fall 2009 due to students' requests for assistance to decrease college costs. The rate increases will be implemented anew in AY2010-2011.

GOVERNANCE

Board of Trustees

Gina Y. Ramos
Chairperson
Maria Dilanco Garcia
Vice Chairperson
Mark A. Concepcion
Secretary
Student Member
Deborah C. Belanger
Treasurer
Frank P. Arriola
Member
Eduardo R. Ilao
Member
Felix C. Sablan
Member
Barry L. Mead
Faculty Advisory Member
Kenneth C. Bautista
Support Staff
Advisory Member
Dr. Mary A.Y. Okada
Chief Executive Officer

Foundation Board of Governors

Lorraine S. Okada
Chairperson
Gerard A. Cruz
Vice Chairperson
James A. Martinez
Secretary
Josephine L. Mariano
Treasurer
Joseph B. Leon Guerrero
Member
Gina Y. Ramos
Member
Eduardo R. Ilao
Member
Ryuji Yamaguchi
Member
Dr. Mary A.Y. Okada
Chief Executive Officer

Officers of the College

Dr. Mary A. Y. Okada
President
Dr. R. Ray D. Somera
Vice President, Academic Affairs
John C. Camacho
Vice President, Administrative Services
Carmen Kwek Santos, C.P.A.
Vice President, Business and Finance
Reilly A. Ridgell
Dean, School of Trades and Professional Services
Dr. Michelle M. Santos
Dean, School of Technology and Student Services
Dr. Marsha M. Postrozny
Adjunct Associate Dean,
School of Technology and Student Services
Dr. Geraldine S. James
Associate Dean,
School of Trades and Professional Services
Esther Q. Yanger
Associate Dean,
School of Technology and Student Services

Faculty Senate

President: **Dr. Clare A. Camacho**
President-Elect: **Anthony San Nicolas**
Faculty Senators: **Sarah S. Leon Guerrero,**
Imelda D.S. Clymer
Past President: **Jose Muñoz**

Past Presidents

Dr. Herominiano delos Santos
June 2000—June 2007 (President)
John T. Cruz (President Emeritus)
November 1988—June 2000 (President)
John T. Cruz (President Emeritus)
June 1988—October 1988 (Acting President)
Jose L. Ramos
January 1988—May 1988 (President)
Frank A. Rivera
October 1987—December 1987 (Interim President)
Peter R. Nelson
December 1983—September 1987 (President)
Dr. Stanley B. Malkin
February 1983—December 1983 (President)
Dr. John C. Salas
January 1978—January 1983 (Provost)

GLOSSARY

GLOSSARY OF TERMS & ACRONYMS

AA Associate of Arts

ABE Adult Basic Education

Adjunct Part-time faculty

AS Associate of Science

ASE Adult Secondary Education (Adult High School)

AY Academic Year (Fall and Spring semesters)

CERT Certificate

COMPASS* A computer-adaptive college placement program that uses test results to quickly evaluate incoming students' skill levels in the areas of Reading, Writing Skills, Writing Essay, and Math.

Completer A student who receives a degree, diploma, certificate, or other formal award. In order to be considered a completer, the degree/award must actually be conferred.

Declared A student pursuing a specific post-secondary certificate or degree.

FY Fiscal Year (October 1—September 30)

GED General Education Development

Headcount The count of students enrolled in a given period of time (e.g. semester, annual, etc.). This can be either duplicated or unduplicated counts.

HS High School

Individuals Not Joined Apprenticeship students not sponsored by Guam Contractor's Association, Guam Hotel and Restaurant Association, or the Department of Administration

Journeyworkers Certificate Programs approved and registered with the Bureau of Apprenticeship & Training, United States Department of Labor.

ODS The Operational Data Store is the College's institution-wide information reporting system within the Banner system.

Other Programs For purposes of this publication, other programs include undeclared students, and students seeking a Journeyworkers Certificate or an Adult High School diploma.

TPS School of Trades and Professional Services

TSS School of Technology and Student Services

Undeclared A student taking courses who has not formally identified a particular degree, certificate or diploma program.

Unduplicated Enrollment Refers to students enrolled for credit with each student counted only once during the reporting period (e.g. semester, annual, etc.), regardless of when the student enrolled.

Unknown (gender) Gender not indicated in student information form.

Richard P. Quiambao, GCC's Institutional Researcher, served as the primary compiler of this Fact Book, in consultation with Dr. Virginia Tudela, Assistant Director of the office of Assessment and Institutional Effectiveness (AIE). Acknowledgment is also given to the various offices on campus which provided data for this report. Additionally, administrative assistance was provided by AIE staff Priscilla Johns and Vangie Aguon.

AIE would like to thank W. Gima from the Center for Learning & Instruction for this report's cover design, layout, charts and graphics and R.D. Golding for all photos except for the photo on page 8 which is uncredited.

© 2009 Guam Community College

