




# Fact Book

2016-2017 | Volume 11



*40<sup>th</sup> Anniversary*



DISCLAIMER. The College's data information access software, known as the Operational Data Store (ODS) within the Banner System, as well as numerous administrative departments, provided the data presented in this Fact Book. In its attempt to present a comprehensive profile of the entire college, the **Guam Community College Fact Book** represents the best information available at this time.

## Table of Contents

### General Information

GCC's Mandate .....	2
Vision.....	2
Mission.....	2
<i>Sinangan Misión</i> (Chamorro Translation).....	2
Core Values .....	2
Accreditation .....	2
Faculty and Facilities .....	3
GCC Programs of Study.....	4
Tuition and Fees .....	5
Other Campus Information.....	5
Governance.....	6
Terms and Acronyms .....	6
On-Campus Technology & Facilities .....	7

### Postsecondary

Unduplicated Fall Enrollment .....	8
Unduplicated Spring Enrollment .....	8
Unduplicated Enrollment by Age Group .....	9
Unduplicated Enrollment by Gender .....	10
Unduplicated Enrollment by Enrollment Status .....	10
Unduplicated Enrollment by Veteran Type.....	11
Unduplicated Enrollment by Program .....	12
Population by Ethnicity.....	14
Course Completion Rates.....	15
Dual Credit Articulated Programs .....	15
Dual Enrollment Accelerated Learning .....	15
Completers by Degree.....	16
Completers by Certificate .....	17
Completers by Other Awards .....	17
Persistence Rates .....	18
Retention Rates.....	19
Student Learning Outcomes .....	20
Student Educational Goals .....	21
Transfer Students from GCC to UOG.....	21
Guam High School Graduates Enrolled at GCC .....	22
COMPASS Placement Testing.....	23

### Secondary

Population by Program.....	24
Completers .....	25

### Continuing Education & Workforce Development

Enrollment by Quarter .....	26
Enrollment by Activity.....	26

### Apprenticeship

Enrollment by Gender .....	27
Enrollment by Sector .....	27
Enrollment by Employer .....	28

### Adult Education

Completers by Program .....	29
Enrollment by Ethnicity.....	29
Population by Age .....	29
Enrollment and Hours .....	29

### Employees

Employee Class Breakdown.....	30
Faculty by Position .....	30

### Total Population Served

Total Students Served .....	31
-----------------------------	----

### Institution-Set Standards

Benchmark Measures.....	32
-------------------------	----

## Mandate

Guam Community College (GCC) is a multi-faceted public career and technical educational institution, created by the Community College Act of 1977 (as amended by P.L. 31-99 in 2011) to strengthen and consolidate career and technical education (CTE) on Guam. The College operates secondary and postsecondary CTE programs, adult and continuing education, community education, and short-term specialized training, supporting community and industry needs. These programs are delivered both on and off-campus, in satellite programs at Guam's public high schools and on site at businesses as needed. The College also serves as the State Agency for Career and Technical Education under the United States Vocational Education Act of 1946, 1963, and subsequent amendments. The College offers over 50 fields of study, and prepares students for entry-level employment in career and technical fields or transfer to four-year institutions of higher education. The College offers a variety of community service and special programs to prepare students for college experiences including English as a Second Language, Adult Basic Education, high school equivalency test preparation and testing, and the Adult High School Diploma program.

## Accreditation

GCC is accredited by the Accrediting Commission for Community and Junior Colleges (ACCJC), Western Association of Schools and Colleges (WASC). It has been continuously accredited since 1979 by ACCJC/WASC. Documents confirming the accreditation of the College may be examined at the Office of the Vice President for Academic Affairs. The Registrar may also be contacted for further information regarding the review of accreditation documents.

In 2012, the Accrediting Commission for Community and Junior Colleges (ACCJC) reaffirmed GCC's accreditation for six years, the maximum allowable period. The next accreditation site visit is scheduled to occur in March of 2018.

## Vision

Guam Community College will be the premier educational institution for providing globally recognized educational and workforce development programs.

## Mission


Guam Community College is a leader in career and technical workforce development, providing the highest quality, student-centered education and job training for Micronesia.

### *Sinangan Mision* (Chamorro translation):

*Guiya i Kulehon Kumunidat Guahan, i mas takhilo' mamanaguen fina'che'cho' yan i teknikat na kinahulo' i manfafache'cho' ya u na' guaguaha nu i manakhilo' yan manmaolek na tiningo' ni i manmafanangui yan i fina'na'guen cho'cho' gi iya Maikronesia.*

## Core Values

Diversity  
Accountability  
Service  
Integrity  
Learning-Centered  
Student-Focused





## Faculty

The College faculty are well-qualified by their education, experience and industry certifications to offer courses and programs of study which achieve the mission of the College. Faculty credentials are found in the Governing Board and Administration section of the Academic Year 2016-2017 Catalog published in both print and online formats.

## Facilities

The College is centrally located in the village of Mangilao on a 32.75-acre campus. Standard classroom facilities are housed in permanent concrete buildings. Metal buildings are used primarily for career and technical education shop facilities. Since 2009, several major capital improvement projects to expand and improve the College's facilities included the construction of three new buildings and the renovation of three existing ones.

*Anthony A. Leon Guerrero Allied Health Center.* This \$4.03 million, two-story, 22,000 square-foot structure opened on December 21, 2009 and was used for the first time in January 2010. The Allied Health Center houses GCC's Practical Nursing and Medical Assisting programs, as well as science courses with laboratory components. This facility contains a computer lab for nursing students, two nursing classrooms, two nursing labs, one simulated hospital classroom, one clinical lab, two science labs, two lecture halls, one administration lab, one conference room, and faculty and staff facilities.

*Learning Resource Center (LRC).* The LRC opened as the first Leadership in Energy and Environmental Design (LEED) certified building for the Government of Guam on December 10, 2010. The total cost of construction for the LRC was \$4.3 million, with its furniture and equipment costing an additional \$900,000. This building was funded by grants from the U.S. Departments of Education, Interior and Energy, and a loan from the U.S. Department of Agriculture. Additionally, an appropriation from the GCC Foundation Board of Governors provided the money for the architectural and engineering design of the building.

*Student Center.* A Student Center was built adjacent to the Learning Resource Center and opened in December 2011. This two-story, 22,000 square-foot facility includes a plaza, student square, student lounge, meeting rooms, and energy efficient photovoltaics on its roof. Construction was funded.



*GCC Foundation Building.* This completely renovated, 21,000 square-foot building opened on November 5, 2012. The Foundation Building contains classrooms and testing rooms for Adult Basic Education, Adult Secondary Education, and English as a Second Language. The building also includes an expanded College Bookstore, a Veterans Lounge, and a café.

*Building E.* Renovations of Building 200 began in July 2013, which later opened as Building E in December 2014. This two-story, 22,600 square-foot structure includes ten classrooms/labs, a study room, and an exercise room. Building E is GCC's third LEED-certified structure.

*Building 100.* Groundbreaking for the renovation and expansion of Building 100 occurred in September 2016. The U.S.D.A. and the GCC Capital Improvement Fund are the combined funding sources of the \$4.5M project. The construction will expand Building 100 into a two-story concrete structure with LEED features. It will house GCC's Criminal Justice program and connect to Building E. Completion of the project is slated for December 2017.

Also in the planning stages is the expansion of the Gregorio G. Perez Forensic/DNA building, which will include a classroom and laboratory for the GCC Criminal Justice Program, and a DNA lab for the Guam Police Department.

All five of GCC's new buildings were designed by Taniguchi Ruth Makio Architects as part of the College's Physical Master Plan. The updated College's Physical Master Plan (2015-2020) projects the growth of the College over a five-year period.

## Programs of Study

### Associate of Arts

- Culinary Arts
- Education
- Liberal Studies

### Associate of Science

- Accounting
- Automotive Service Technology – General Service Technician
- Automotive Service Technology – Master Service Technician
- Civil Engineering Technology
- Computer Networking
- Computer Science
- Criminal Justice
- Early Childhood Education
- Emergency Management
- Food & Beverage Management
- Human Services
- International Hotel Management
- Marketing
- Medical Assisting
- Office Technology
- Pre-Architectural Drafting
- Supervision and Management
- Surveying Technology
- Tourism & Travel Management
- Visual Communications

### Certificate

- Automotive Service Technology
- Computer Aided Design & Drafting
- Computer Science
- Construction Technology
- Criminal Justice
- Early Childhood Education
- Education
- Emergency Management
- Environmental Technician
- Family Services
- Fire Science Technology
- Medical Assisting
- Medium/Heavy Truck Diesel Technology
- Office Technology
- Practical Nursing
- Supervision and Management
- Surveying Technology

### Programs in Guam Department of Education High Schools

- Automotive: Collision Repair & Refinishing Technology
- Automotive Services Technology
- Construction Trades: AutoCAD
- Construction Trades: Carpentry
- Early Childhood Education
- Electronics Technology
- Health Careers & Sciences
- Marketing
- Tourism: Lodging Management Program
- Tourism: Prostart (Culinary)
- Visual Communications

### Apprenticeship

- Air-Conditioning and Refrigeration Mechanic
- Auto Body Repairer
- Automobile Mechanic
- Boiler Operator
- Carpenter
- Cement Mason
- Chief of Party
- Child Care Development Specialist
- Computer Operator
- Computer Programmer
- Construction Equipment Mechanic
- Cook
- Crime Scene Technician
- Diesel Mechanic
- Drafter, Civil
- Drafter, Structural
- Electrical Technician
- Electrician
- Electrician Meter Repairer
- Electrician, Ship
- Biomedical Technician
- Electrician, Substation
- Electronic Technician
- Financial Management
- Geospatial Specialist
- Graphic Designer
- Heating & Air Condition Installer Servicer

### Continuing Education & Lifelong Learning

- Various non-credit courses for enrichment

### GCC Career and Technical Education

### High School Equivalency

### Adult High School

- Heavy Mobile Equipment Mechanic
- Instrument Technician
- IT Generalist
- Line Installer Repairer
- Lineman
- Machinist
- Maintenance Building Repairer
- Maintenance Mechanic
- Marine Machinery Mechanic
- Office Manager/Administrative Services
- Pipefitter
- Plumber
- Power Plant Operator
- Pump Servicer
- Relay Technician
- Rigger
- Sheet Metal Worker
- Ship Fitter
- Shipwright
- Surveyor Assistant, Instrument
- Telecommunication Technician
- Treatment Plant Mechanic
- Truck Driver, Heavy
- Water Treatment Plant Operator
- Wastewater Treatment Plant Operator
- Welder

## Tuition and Fees<sup>1</sup>

	Resident	Non-resident	Foreign
Tuition/Credit Hour	\$130.00	\$155.00	\$180.00
Registration Fee	\$22.00	\$22.00	\$22.00
Student I.D. Card	\$7.00	\$7.00	\$7.00
Library Fee	\$15.00	\$15.00	\$15.00
Student Activity Fee	\$15.00	\$15.00	\$15.00
Health Fee	\$15.00	\$15.00	\$15.00
Student Parking Fee <sup>2</sup>	\$15.00	\$15.00	\$15.00
Technology Fee	\$73.00	\$73.00	\$73.00



## Other Campus Information

- Center for Student Involvement
  - Leadership Development
  - Service Learning
  - Student Governance
  - Student Organizations
- Educational Resources
  - Learning Resources Center/Library Services
  - Educational Services (Accommodative Services for Students with Disabilities)
- Federal Student Aid
  - Pell Grant
  - Federal Work Study Program
  - Supplemental Education Opportunity Grant
- Federal Trio Programs
  - Project Aim
- Health Services
- Other Services
  - Food Services
  - Coffee Shop
  - Bookstore
  - Student ID Cards
- Reach for College (*Hagu'i Kuleho* Program)
- State Agency for Career & Technical and Adult Education Programs on Guam
- Student Services
  - Career Guidance & Counseling Services
  - Pre-Enrollment Counseling
- English & Mathematics Placement Test Advisement
  - Career Information & Guidance
  - Student Rights Advocacy
  - Personal/Social Counseling Services
  - Tutorial Services
- Veterans Educational Benefits
- Scholarships
  - Aklan Association of Guam
  - American Association of University Women Educational Foundation
  - Asian & Pacific Islander American Scholarship Fund
  - Association of Government Accountants Guam Chapter
  - Bill Muna Foundation
  - Businesswoman of the Year-First Hawaiian Bank & Guam Business Magazine
  - Coca Cola Scholars Foundation
  - DEX Marketing
  - Federated States of Micronesia
  - Federation of Pangasinanses on Guam
  - Filipino-American President's Club of Guam
  - Fonterra Cooperative Group Limited
  - GCC Foundation Scholarship Fund
  - Guam POST Society of American Military Engineers
  - Guam Society of America
  - Guam Women's Chamber of Commerce
  - Guam Women's Club
  - Jeff Hill Memorial
  - John K. Lee, Jr. Memorial
  - Laguna Association of Guam
  - Micronesians Chefs Association
  - QPT3 Familia Quichocho, Pangelinan, Taison/Talavera/Tenorio
  - Rotary Club of Northern Guam
  - SKAL Club of Guam Hospitality Industry
  - Soroptimist International of the Marianas Women's Opportunity Award
  - Spero-Perez Memorial
  - Take Care/GCC Allied Health
  - Western Visayas College

<sup>1</sup> Tuition and fees reflect increases, as outlined in Board of Trustees Resolution 5-2006, adopted on March 9, 2006, and re-adopted on March 10, 2011. Contact the Registrar's Office for further information.

<sup>2</sup> Beginning July of 2013, the issuance of parking decals has been suspended until further notice by the Student Support Services Office because of campus building construction.

## Governance

### Officers of the College

President	Mary A.Y. Okada, Ed.D.
Vice President <i>for</i>	
Academic Affairs	R. Ray D. Somera, Ph.D.
Finance and Administration	Carmen K. Santos, C.P.A.
Dean, <i>School of</i>	
Trades and Professional Services	Virginia C. Tudela, Ph.D.
Technology and Student Services	Michael L. Chan, Ed.D.
Associate Dean, <i>School of</i>	
Trades and Professional Services	Elizabeth Diego, Ph.D.
	Pilar Perez Williams
Technology and Student Services	R. Gary Hartz

### Board of Trustees

Chairperson	Frank P. Arriola
Vice Chairperson	Richard P. Sablan
Secretary	Gina Y. Ramos
Treasurer	Eloy P. Hara
Member	Deborah C. Belanger
Member	John T. Benito
Student Member	Adrian Davis
Faculty Advisory Member	Frederick Tupaz
Support Staff Advisory Member	Kenneth C. Bautista
CEO/President	Mary A.Y. Okada, Ed.D.

### Staff Senate, AY 2016-2017

President	Latisha Leon Guerrero
Vice President	Carol Guerrero
Secretary/Treasurer	Joanne M.I. Blas
Representative At Large	Donnie L. Lizama
Representative At Large	Vivian C. Guerrero
Representative At Large	Kimberly C. Bautista
Representative At Large	Marilyn Concepcion
Representative At Large	Tishawwna Smith
Representative At Large	Debbie Duenas
HR Advisory Member	Apolline San Nicolas
Word Processing Secretary II	Barbara Blas

### Council on Postsecondary Student Affairs, AY 2016-2017

President	Liza San Agustin
Vice President	Rodeson Basto
Secretary	Kelly Cook
Treasurer	Adrian Flores
Parliamentarian	Luke Fernandez
Public Relations Officer	John Martinez

### Foundation Board of Governors

Chairperson	Lorraine S. Okada
Vice Chairperson	Gerard A. Cruz
Secretary	James A. Martinez
Treasurer	Josephine L. Mariano
Member	Eduardo R. Ilao
Member	Annmarie T. Muna
Member	Eloy S. Lizama
Member	Carline B. Bukikosa
Member	Narlin C. Manalo
Ex-Officio Member	Frank P. Arriola
CEO/President	Mary A.Y. Okada, Ed.D.

### Faculty Senate, AY 2016-2017

President	Patricia Terlaje
President-Elect	Ricky Tyquiangco
At Large Member	Donna Cruz
At Large Member	Carl E. Torres
Past President	Sarah Leon Guerrero

## Terms and Acronyms

**Adjunct** Part-time faculty

**AY** Academic Year (Fall and Spring semesters)

**COMPASS** A computer-adaptive college placement program that uses test results to quickly evaluate incoming students' skill levels in the areas of reading, writing skills, writing essay, and math.

**Completer** A student who receives a degree, diploma, certificate, or other formal credential. In order to be considered a completer, the degree/award must actually be conferred.

**Declared** A student pursuing a specific postsecondary certificate or degree.

**Enrichment Student** A student who does not intend to declare a major or pursue a degree program, but who plans to complete more than 18 credit hours of postsecondary work.

**Journeyworker Certificate** Programs approved and registered with the Bureau of Apprenticeship & Training, United States Department of Labor.

**Not Reported** Information was not indicated on the Student Information Form.

**ODS** The Operational Data Store is the College's institution-wide information reporting system within the Banner system.

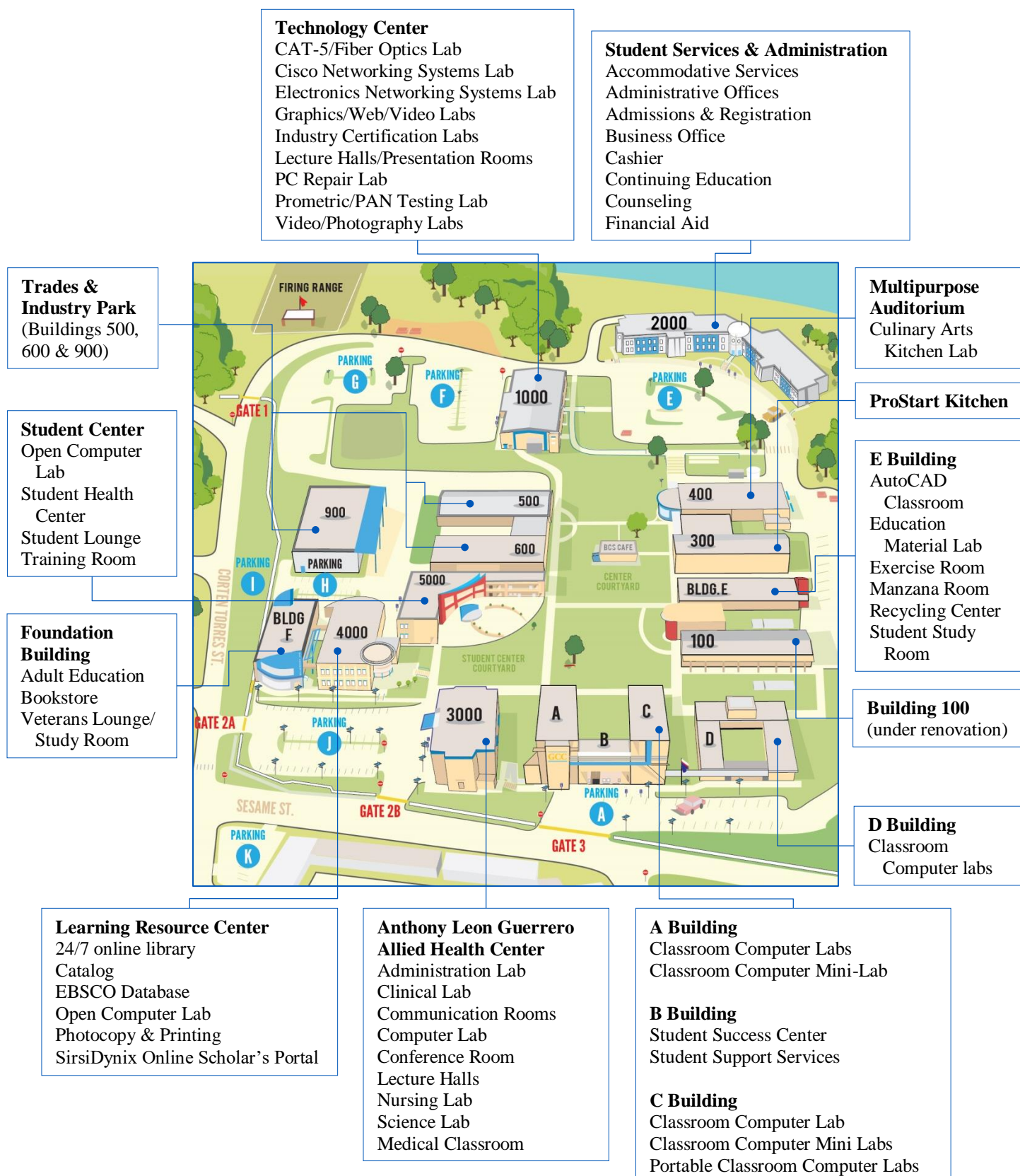
**Other Programs** For purposes of this publication, other programs include undeclared students, enrichment students and students seeking a Journeyworker Certificate, an Adult High School diploma, or industry certification.

**Undeclared** A student taking courses who has not formally identified a particular degree, certificate or diploma program.

**Unduplicated Enrollment** Refers to students enrolled for credit with each student counted only once during the reporting period (e.g. semester, etc.), regardless of when the student enrolled.

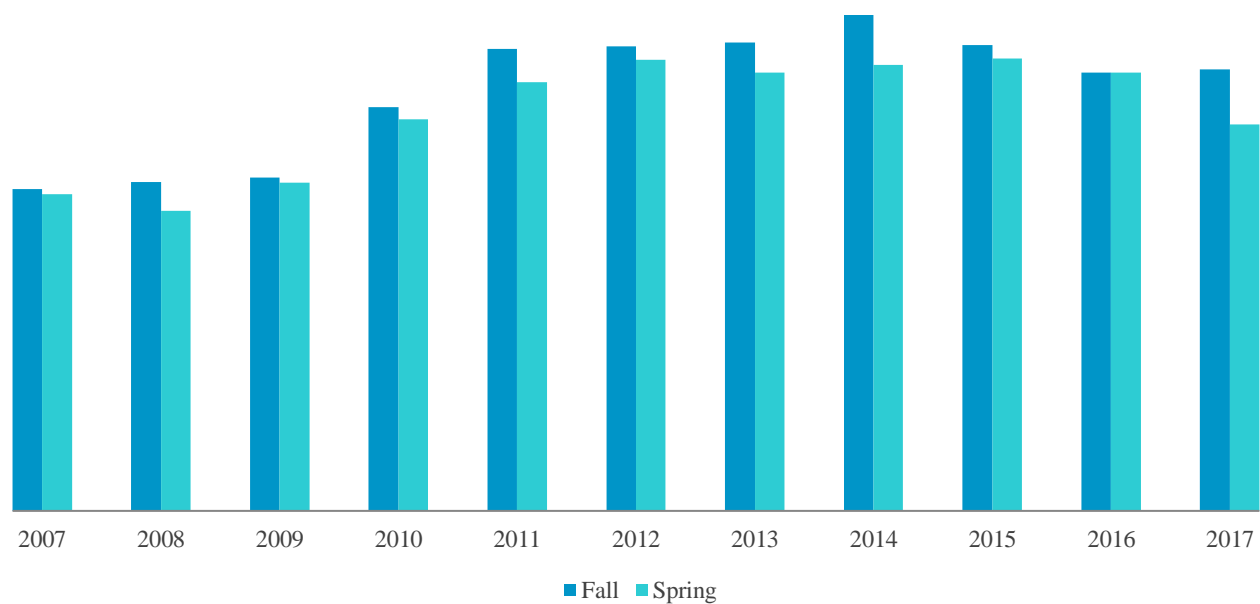


## On-Campus Technology & Facilities



## Postsecondary Students

### Unduplicated Fall and Spring Enrollment

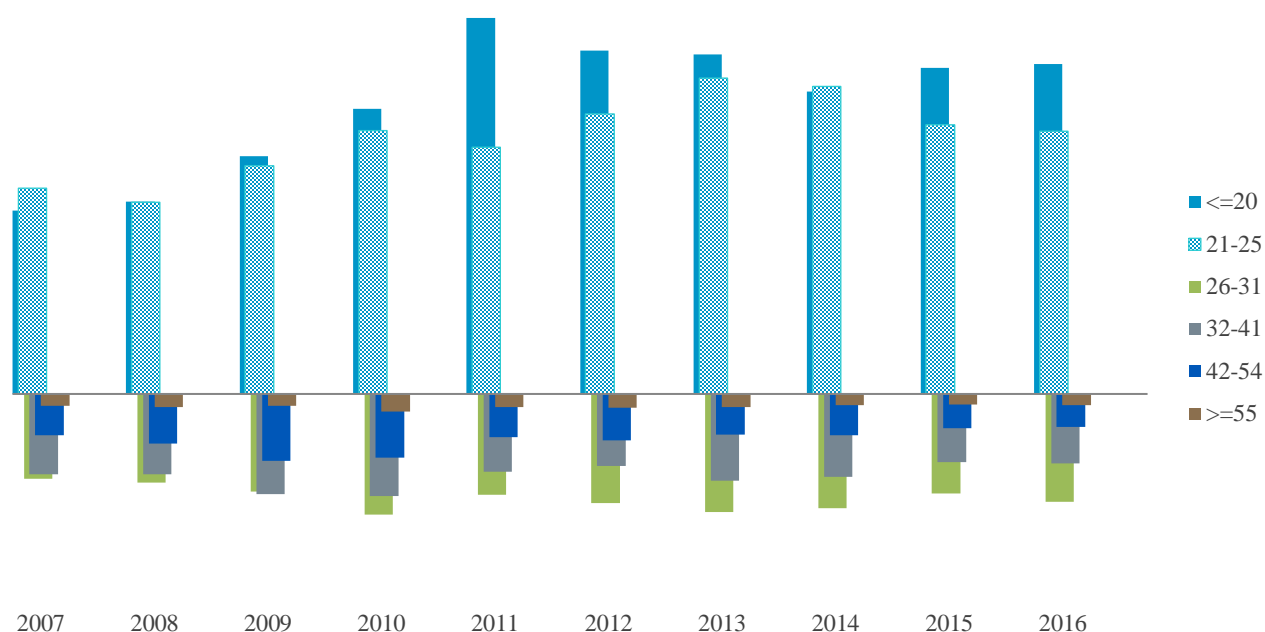


	Fall	Spring
<b>2006</b>	1,770	-
<b>2007</b>	1,810	1,743
<b>2008</b>	1,835	1,649
<b>2009</b>	2,220	1,805
<b>2010</b>	2,542	2,154
<b>2011</b>	2,556	2,359
<b>2012</b>	2,576	2,480
<b>2013</b>	2,727	2,410
<b>2014</b>	2,563	2,452
<b>2015</b>	2,410	2,490
<b>2016</b>	2,428	2,412
<b>2017</b>	-	2,125



## Postsecondary Students

### Unduplicated Fall Enrollment by Age Group<sup>3</sup>



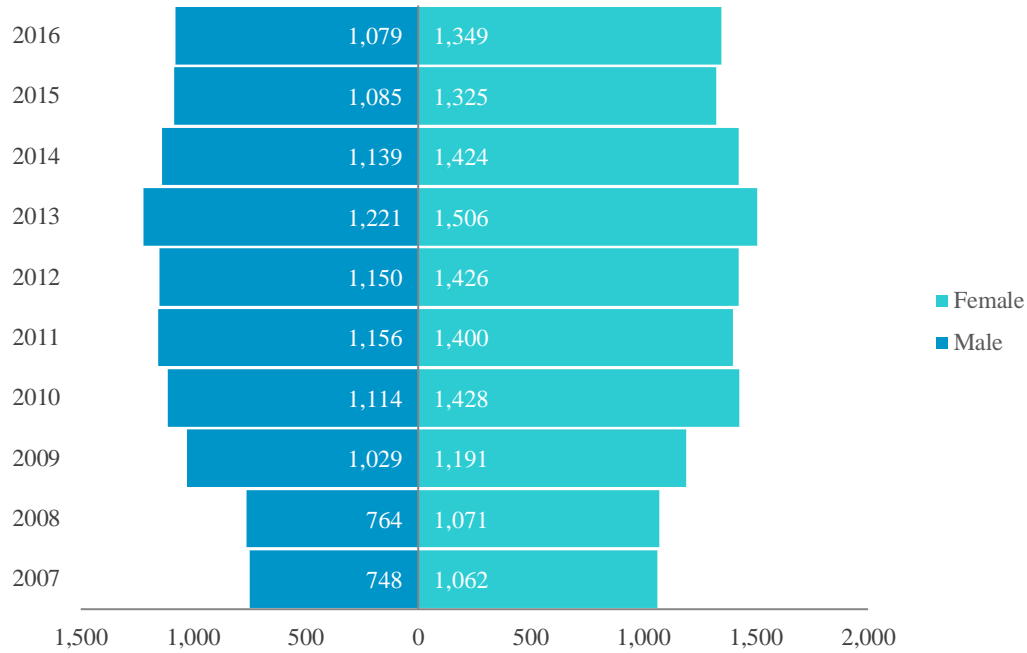
Under 26 Years Old					Over 25 Years Old							
Fall	≤ 20		21 – 25		26 – 31		32 – 41		42 – 54		≥ 55	
2007	547	30%	613	34%	252	14%	240	13%	123	7%	35	2%
2008	573	31%	571	31%	265	14%	240	13%	147	8%	39	2%
2009	708	32%	680	31%	291	13%	299	14%	200	9%	36	2%
2010	850	33%	786	31%	359	14%	304	12%	189	7%	53	2%
2011	1,122	44%	736	29%	300	12%	231	9%	128	5%	39	2%
2012	1,023	40%	834	32%	325	13%	215	8%	138	5%	41	2%
2013	1,013	37%	942	35%	352	13%	258	9%	121	4%	40	1%
2014	902	35%	917	36%	341	13%	247	10%	123	5%	33	1%
2015	972	40%	803	33%	297	12%	204	8%	102	4%	32	1%
2016	984	41%	783	32%	322	13%	207	9%	99	4%	33	1%

Sources: Operational Data Store (ODS); Banner System; GCC Fact Book Volume 10

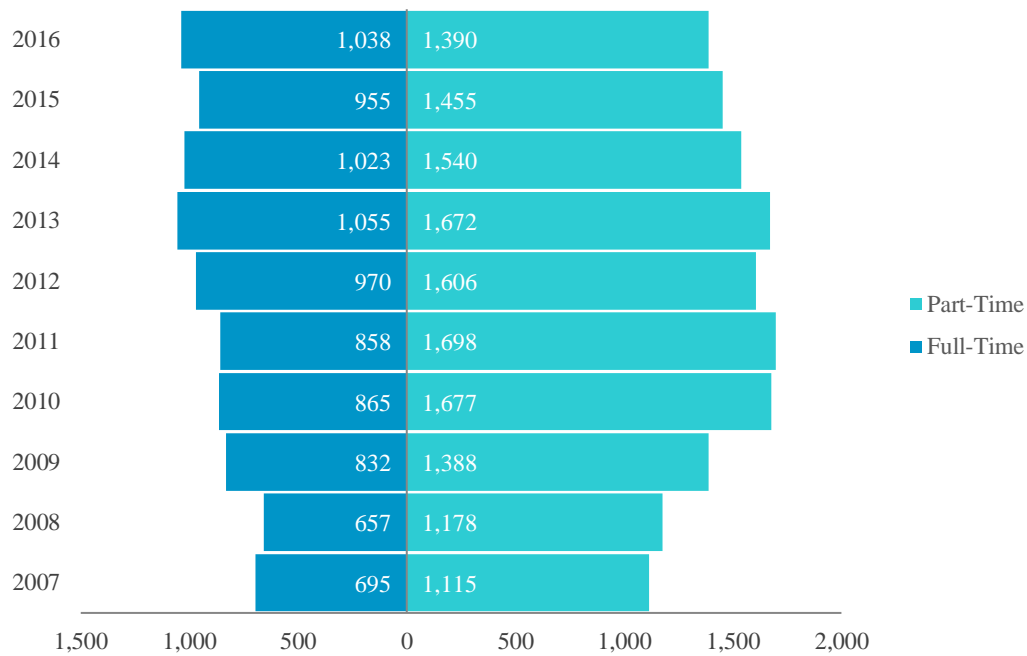
<sup>3</sup>Students who did not report their date of birth are not shown; these students represent less than 1% of the total Fall enrollment per year.

## Postsecondary Students

### Unduplicated Fall Enrollment by Gender



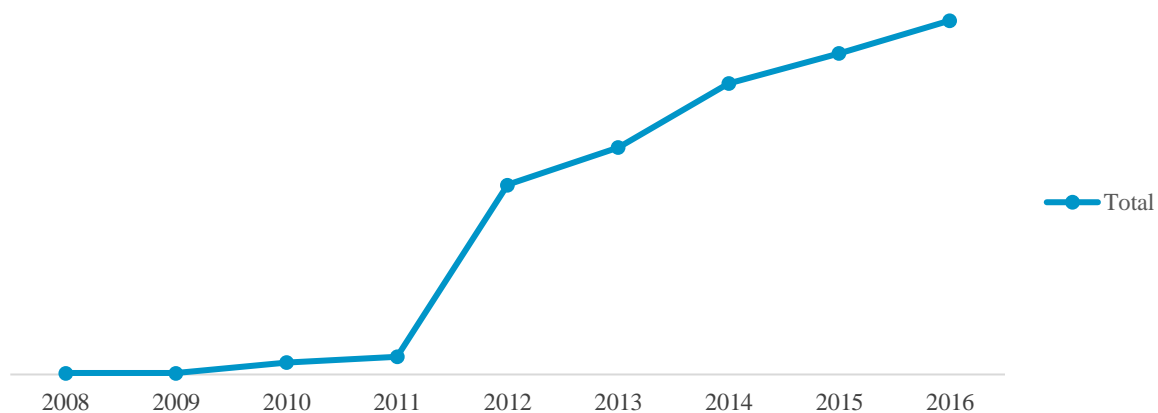
### Unduplicated Fall Enrollment by Status





## Postsecondary Students

### Unduplicated Fall Enrollment by Veteran Type



Program (Chapter)	2008	2009	2010	2011	2012	2013	2014	2015	2016
Montgomery GI Bill (30)	0	0	0	0	3	3	2	1	1
Veterans Vocational Rehabilitation Program (31)	0	0	0	0	4	2	6	4	2
Post-9/11 GI Bill (33)	0	0	4	8	80	107	156	176	204
Survivors' and Dependents' Educational Assistance (35)	0	0	3	1	15	18	24	23	21
Montgomery GI Bill (1606)	0	1	1	3	19	11	7	11	8
Reserve Education Assistance Program (1607)	1	0	0	0	0	2	0	0	1
Veterans Retraining Assistance Program <sup>4</sup>	0	0	0	0	6	9	-	-	-
<b>Total</b>	<b>1</b>	<b>1</b>	<b>8</b>	<b>12</b>	<b>127</b>	<b>152</b>	<b>195</b>	<b>215</b>	<b>237</b>



Sources: Operational Data Store (ODS); Banner System; Financial Aid Office

<sup>4</sup> Program expired in March 31, 2014.

## Postsecondary Students

### Unduplicated Fall Enrollment by Program\*

	2007	2008	2009	2010	2011	2012	2013	2014	2015	2016
<b>Associate of Arts in</b>										
• Culinary Arts	36	57	77	92	97	118	103	107	94	90
• Education	87	92	116	127	143	155	198	222	199	162
• Liberal Studies <sup>5</sup>	76	107	137	148	182	194	206	198	173	158
Subtotal	199	256	330	367	422	467	507	527	446	410
<b>Associate of Science in</b>										
• Accounting	79	66	86	99	114	106	127	113	112	107
• Automotive Service Technology (AST) <sup>6</sup>	21	31	56	72	86	80	93	75	-	-
• AST – General Service Technician <sup>7</sup>	-	-	-	-	-	-	-	-	70	87
• AST – Master Service Technician <sup>8</sup>	-	-	-	-	-	-	-	-	3	2
• Automotive Technology <sup>9</sup>	16	11	3	1	-	-	-	-	-	-
• Civil Engineering Technology <sup>10</sup>	-	-	-	-	-	0	0	6	16	26
• Computer Networking	15	21	33	40	55	56	61	60	70	70
• Computer Science	71	80	92	96	110	92	92	77	76	69
• Criminal Justice	68	86	143	169	237	223	225	230	168	170
• Early Childhood Education	79	99	112	119	127	110	116	125	109	117
• Electronics Networking <sup>11</sup>	4	1	-	-	-	-	-	-	-	-
• Emergency Management <sup>12</sup>	0	0	2	5	9	9	7	4	2	5
• Food & Beverage Management <sup>13</sup>	-	-	-	14	13	12	10	5	8	8
• Hospitality Industry Management <sup>14</sup>	53	59	60	-	-	-	-	-	-	-
• Hotel Operations & Management <sup>15</sup>	-	-	-	14	16	26	36	27	42	29
• Human Services <sup>16</sup>	-	-	-	-	-	-	-	0	22	45
• Marketing	25	24	25	28	32	59	50	60	53	69
• Medical Assisting	113	113	102	97	101	98	236	232	215	198
• Office Technology	31	23	30	33	29	19	30	25	25	23
• Pre-Architectural Drafting <sup>17</sup>	-	-	-	7	15	23	31	26	20	13
• Supervision & Management	43	43	59	76	84	81	75	82	62	52
• Surveying Technology <sup>18</sup>	-	-	-	3	4	3	2	6	2	-
• Tourism & Travel Management <sup>19</sup>	-	-	-	58	62	60	73	66	57	79
• Visual Communications	26	43	48	48	61	68	93	96	68	61
Subtotal	644	700	851	979	1,155	1,125	1,357	1,315	1,200	1,230

\*Count includes duplicated student enrollment across the ten-year timeframe.

<sup>5</sup> Formerly AA in Liberal Arts (prior to March 2011) and AA in Interdisciplinary Arts & Studies (prior to February 2013).

<sup>6</sup> Program changed to Automotive Service Technology – General Service Technician and Automotive Service Technology – Master Service Technician in Fall 2015.

<sup>7</sup> Prior to Fall 2015, the General Service Technician emphasis was under Automotive Service Technology.

<sup>8</sup> Prior to Fall 2015, the Master Service Technician emphasis was under Automotive Service Technology.

<sup>9</sup> Program replaced with AS in Automotive Service Technology in Fall 2006.

<sup>10</sup> Program reinstituted in November 2011.

<sup>11</sup> Program changed to AS in Computer Networking in Summer of 2005. One student remained continuously enrolled and received an AS in Electronics Networking.

<sup>12</sup> Program was adopted in April of 2007 and began in Fall of 2007.

<sup>13</sup> From Fall 2003 through Spring 2010, the Food & Beverage Management emphasis was under the AS in Hospitality Industry Management program.

<sup>14</sup> Program changed to AS in Hotel Operations, AS in Food & Beverage Management, and AS in Tourism and Travel Management in Fall of 2010.

<sup>15</sup> From Fall 2003 through Spring 2010, the Hotel Operations & Management emphasis was under the AS in Hospitality Industry Management program.

<sup>16</sup> Program adopted in June of 2014.

<sup>17</sup> Program was reinstituted in April of 2010 as AS in Pre-Architectural Drafting (previously titled: Architectural Engineering Technology in the 2002-2003 catalog).

<sup>18</sup> Program adopted in April of 2009.

<sup>19</sup> From Fall 2003 through Spring 2010, the Tourism & Travel Management emphasis was under the AS in Hospitality Industry Management program.

	2007	2008	2009	2010	2011	2012	2013	2014	2015	2016
<b>Certificate in</b>										
• Accounting <sup>20</sup>	4	2	2	1	-	-	-	-	-	-
• Automotive Service Technology	11	11	15	20	24	20	6	9	13	10
• Automotive Tech <sup>21</sup>	13	5	2	1	1	-	-	-	-	-
• Computer Aided Design & Drafting <sup>22</sup>	-	-	-	2	2	1	2	0	1	2
• Computer Science	6	5	9	4	8	2	3	3	3	5
• Construction Technology	1	0	5	18	25	26	28	37	41	32
• Cosmetology <sup>23</sup>	19	17	33	40	35	15	3	2	0	0
• Criminal Justice	21	46	15	17	24	17	17	15	15	19
• Early Childhood Education	4	4	9	21	9	9	4	4	6	7
• Education	5	8	3	5	2	7	2	5	3	5
• Emergency Management <sup>24</sup>	0	0	0	2	1	1	0	2	0	0
• Environmental Technician	-	-	-	-	-	-	-	-	-	1
• Family Services <sup>25</sup>	-	-	-	-	-	-	5	10	2	4
• Fire Science	0	0	1	27	4	0	4	5	1	0
• Medical Assisting	21	24	34	30	21	18	31	28	12	19
• Medium/Heavy Truck Diesel Tech <sup>26</sup>	-	-	0	0	0	0	0	1	1	0
• Office Technology	4	4	3	2	0	4	2	5	2	5
• Practical Nursing	24	36	42	37	23	21	22	24	24	12
• Pre-Nursing <sup>27</sup>	0	1	84	148	183	196	44	13	4	3
• Sign Language Interpreting <sup>28</sup>	1	3	1	1	-	-	-	-	-	0
• Supervision & Management	3	7	7	2	2	4	6	5	3	0
• Surveying Technology <sup>29</sup>	-	-	0	0	1	0	0	0	0	0
• Systems Technology <sup>30</sup>	10	6	3	-	-	-	-	-	-	-
Subtotal	147	179	268	378	365	341	179	169	131	124
<b>Other</b>										
Industry Certification	0	0	0	1	0	0	0	0	0	0
Cosmetology Certificate <sup>31</sup>	0	0	0	0	0	0	12	16	9	1
Criminal Justice Certificate	6	3	3	0	0	1	2	2	1	0
Nursing Assistant Certificate	0	0	0	0	0	0	2	0	1	0
Adult High School Diploma <sup>32</sup>	55	78	96	77	83	81	95	114	135	163
Enrichment	0	1	5	2	1	0	0	0	0	0
Journeyworker Certificate	91	111	194	184	155	113	139	104	124	104
Undeclared	668	507	473	554	375	447	434	316	343	396
Subtotal	820	700	771	818	614	643	684	552	611	664
<b>Grand Total</b>	<b>1,810</b>	<b>1,835</b>	<b>2,220</b>	<b>2,542</b>	<b>2,556</b>	<b>2,576</b>	<b>2,727</b>	<b>2,562</b>	<b>2,410</b>	<b>2,428</b>

Sources: Operational Data Store (ODS); Banner System; GCC Fact Book Volume 10

<sup>20</sup> Program archived in May of 2006; however, one student remains continuously enrolled.

<sup>21</sup> Program replaced with CERT in Automotive Service Technology in Fall of 2006; however, one student remains continuously enrolled.

<sup>22</sup> Program reinstituted in May of 2010 and last appeared in the 1999-2000 catalog.

<sup>23</sup> Program under curriculum review.

<sup>24</sup> Program adopted in April of 2007 and began in Fall of 2007.

<sup>25</sup> Program reinstituted in February of 2013.

<sup>26</sup> Program adopted in July of 2009.

<sup>27</sup> Program archived in March of 2014.

<sup>28</sup> Program archived in September of 2008; however, one student remains continuously enrolled.

<sup>29</sup> Program reinstituted in April of 2009 and previous program title was a Certificate in Basic Surveying.

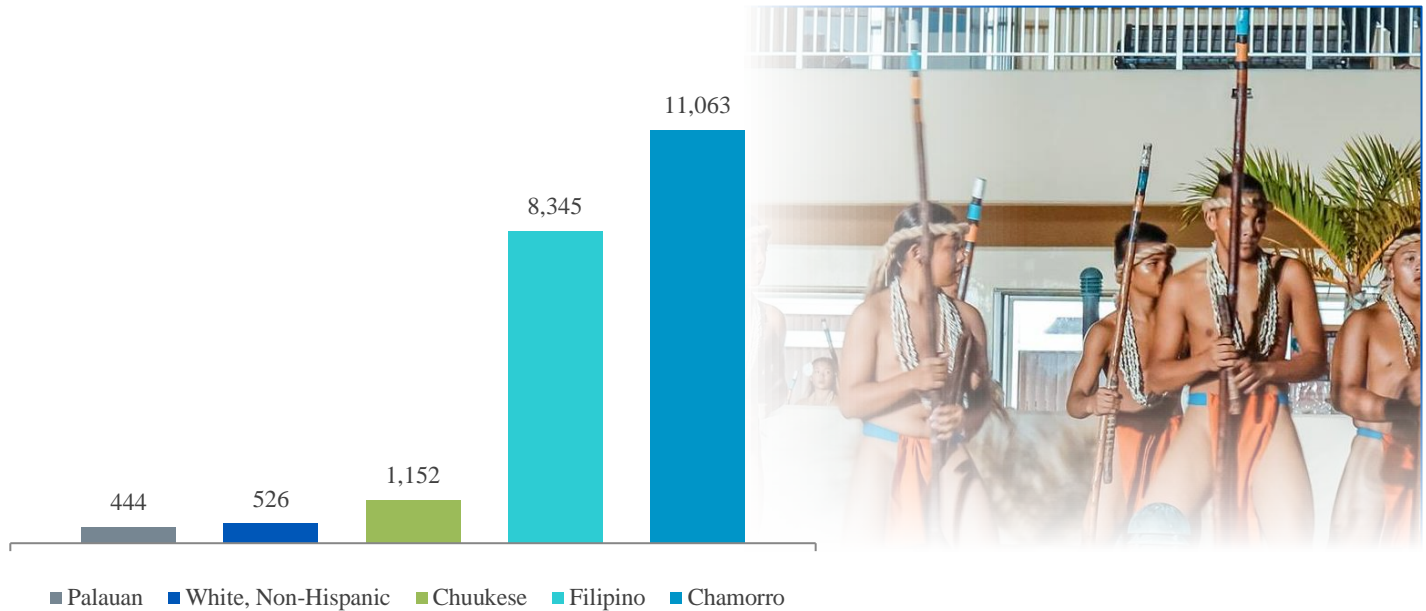
<sup>30</sup> Program archived in April of 2009.

<sup>31</sup> Program under curriculum review as of Fall 2016.

<sup>32</sup> Program count includes GED®.

## Postsecondary Students

### 10-Year Fall Enrollment by Ethnicity

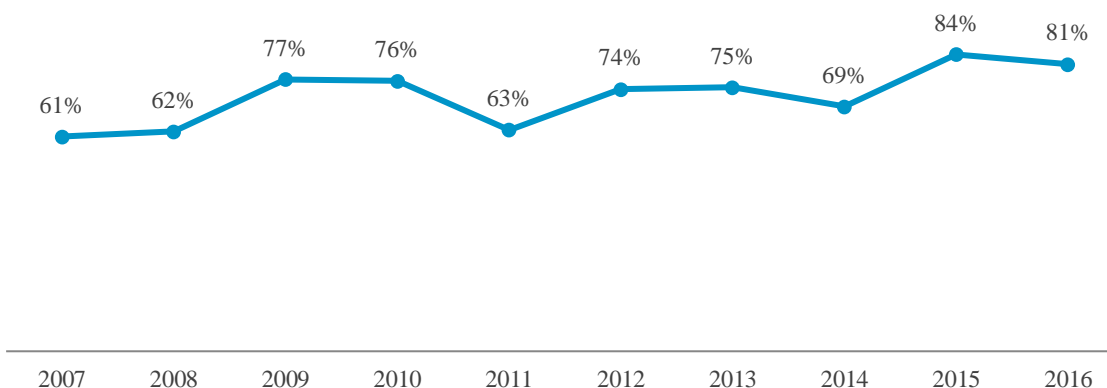


	2007	2008	2009	2010	2011	2012	2013	2014	2015	2016
American Indian or Alaskan Native	1	3	2	2	4	4	6	4	3	1
Asian or Pacific Islander-Asian Indian	5	4	5	3	1	1	5	2	1	5
Asian or Pacific Islander	10	12	12	7	6	7	7	4	3	0
• Chamorro	802	904	1,127	1,204	1,201	1,144	1,256	1,226	1,108	1,091
• Chinese	14	12	18	25	20	21	21	16	13	15
• Chuukese	139	100	121	144	156	122	118	91	73	88
• Filipino	565	578	665	840	872	969	984	933	964	975
• Japanese	25	24	31	34	23	16	11	14	9	11
• Korean	26	20	15	18	25	22	27	19	11	13
• Kosraean	4	2	5	6	9	5	9	10	9	6
• Marshallese	1	1	3	4	5	6	5	5	8	4
• Palauan	40	31	43	53	42	36	58	52	51	38
• Pohnpeian	14	7	17	23	32	42	36	35	28	38
• Vietnamese	1	5	2	3	7	3	2	2	2	3
• Yapese	34	22	32	27	34	55	50	42	28	37
Black Non-Hispanic	19	12	12	19	18	17	24	31	23	29
Hispanic	14	15	16	14	14	14	13	9	10	13
White Non-Hispanic	60	43	50	64	52	54	61	51	45	46
Other	0	0	0	0	0	0	0	0	11	4
Not Reported	36	40	44	52	35	38	34	17	10	10
<b>Total</b>	<b>1,810</b>	<b>1,835</b>	<b>2,220</b>	<b>2,542</b>	<b>2,556</b>	<b>2,576</b>	<b>2,727</b>	<b>2,563</b>	<b>2,410</b>	<b>2,428</b>



## Postsecondary Students

### Fall Successful Course Completion Rate



	2007	2008	2009	2010	2011	2012	2013	2014	2015	2016
Total Registrations	5,258	5,321	6,284	7,274	8,215	7,546	8,114	8,426	7,197	7,218
Successful Course Completions	3,189	3,300	4,823	5,551	5,136	5,586	6,046	5,821	6,032	5,852
• Credit	2,840	2,958	4,347	5,111	4,538	4,905	5,410	5,289	5,390	5,246
• Non-Credit	349	342	476	440	598	681	636	532	642	606

### Secondary to Postsecondary Transitional Programs

AY	Dual Credit Articulated Programs of Study (DCAPS) <sup>33</sup> First-Time Recipients	Dual Enrollment Accelerated Learning (DEAL) <sup>34</sup> Recipients
2012	9	10
2013	28	4
2014	28	18
2015	21	19
2016	12	12
<b>Total</b>	<b>98</b>	<b>63</b>

Sources: School of Technology and Student Services; GCC Fact Book Volume 10

<sup>33</sup> Under DCAPS, students (enrolled in GCC's Career and Technical Education courses in the six Guam public high schools) must earn a grade of "B" or better for each semester of the CTE program's required courses and complete 180 hours in GCC's Work Experience Program. Upon enrollment in the parallel postsecondary program, students then become eligible for DCAPS credit. DCAPS was implemented in spring of 2012.

<sup>34</sup> GCC's DEAL program allows eligible students to enroll in college courses currently with high school courses to receive both high school and college credit simultaneously. GCC has DEAL program agreements with Guam's five public high schools, with Father Duenas Memorial School, Notre Dame Catholic School, and the Home School Association of Guam. The DEAL program course articulation became effective in spring of 2010. More private schools on Guam are interested to join the program in the upcoming academic year.

## Postsecondary Students

### Degrees Conferred

	2007	2008	2009	2010	2011	2012	2013	2014	2015	2016	Total
<b>Associate of Arts in</b>											
• Culinary Arts	1	0	2	9	6	9	10	7	24	11	79
• Education	0	6	7	20	16	14	15	17	23	54	172
• Liberal Studies <sup>35</sup>	6	4	1	5	5	8	9	20	17	38	113
Subtotal	7	10	10	34	27	31	34	44	64	103	364
<b>Associate of Science in</b>											
• Accounting	4	11	7	9	8	5	10	7	15	14	90
• Automotive Service Technology (AST) <sup>36</sup>	0	0	0	3	3	4	3	6	3	3	25
• AST – General Service Technician <sup>37</sup>	-	-	-	-	-	-	-	-	-	0	0
• AST – Master Service Technician <sup>38</sup>	-	-	-	-	-	-	-	-	-	0	0
• Automotive Technology <sup>39</sup>	1	1	1	2	0	-	-	-	-	-	5
• Civil Engineering Technology <sup>40</sup>	-	-	-	-	-	0	0	0	0	0	0
• Computer Networking	0	1	3	1	3	7	3	4	6	10	38
• Computer Science	8	6	6	8	8	6	4	8	7	4	65
• Criminal Justice	5	14	14	11	21	12	11	18	31	25	162
• Early Childhood Education	9	6	10	17	20	13	15	22	27	30	169
• Electronics Networking <sup>41</sup>	0	1	-	-	-	-	-	-	-	-	1
• Emergency Management <sup>42</sup>	-	0	0	1	0	0	1	1	3	0	6
• Food & Beverage Management <sup>43</sup>	-	-	-	-	0	6	1	0	2	1	10
• Hospitality Industry Management <sup>44</sup>	1	5	2	3	4	-	-	-	-	-	15
• Hotel Operations & Management <sup>45</sup>	-	-	-	0	0	1	0	4	4	9	18
• Human Services <sup>46</sup>	-	-	-	-	-	-	-	0	0	0	0
• Marketing	3	0	2	2	2	1	6	3	6	15	40
• Medical Assisting	9	11	5	12	13	9	24	20	21	16	140
• Office Technology	0	1	3	3	3	1	2	3	0	3	19
• Pre-Architectural Drafting <sup>47</sup>	-	-	-	0	0	0	0	2	0	5	7
• Supervision & Management	6	11	0	5	8	4	8	5	10	14	71
• Surveying Technology <sup>48</sup>	-	-	0	0	0	0	0	0	1	1	2
• Tourism & Travel Management <sup>49</sup>	-	-	-	3	0	2	1	1	5	11	23
• Visual Communications	7	0	2	3	6	6	6	7	12	14	63
Subtotal	53	68	55	83	99	77	95	111	153	175	969

<sup>35</sup> Formerly AA in Liberal Arts and AA in Interdisciplinary Arts & Studies.

<sup>36</sup> Program changed to Automotive Service Technology – General Service Technician and Automotive Service Technology – Master Service Technician in Fall 2015.

<sup>37</sup> Prior to Fall 2015, the General Service Technician emphasis was under Automotive Service Technology.

<sup>38</sup> Prior to Fall 2015, the Master Service Technician emphasis was under Automotive Service Technology.

<sup>39</sup> Program replaced with AS in Automotive Service Technology in Fall 2006.

<sup>40</sup> Program reinstituted in November 2011.

<sup>41</sup> Program changed to AS in Computer Networking in Summer 2005. One student remained enrolled ; received an AS in Electronics Networking.

<sup>42</sup> Program was adopted in April of 2007 and began in Fall of 2007.

<sup>43</sup> Program emphasis was under the AS in Hospitality Industry Management program from Fall 2003 through Spring 2010.

<sup>44</sup> Program changed to AS in Hotel Operations, AS in Food & Beverage Management, and AS in Tourism and Travel Management in Fall 2010.

<sup>45</sup> Program emphasis was under the AS in Hospitality Industry Management program from Fall 2003 through Spring 2010.

<sup>46</sup> Program adopted in June 2014.

<sup>47</sup> Program reinstituted in April of 2010 as AS in Pre-Architectural Drafting. Previous program title: Architectural Engineering Technology.

<sup>48</sup> Program adopted in April of 2009.

<sup>49</sup> Program emphasis was under the AS in Hospitality Industry Management program from Fall 2003 through Spring 2010.

	2007	2008	2009	2010	2011	2012	2013	2014	2015	2016	Total
<b>Certificate in</b>											
• Accounting <sup>50</sup>	0	6	0	1	0	-	-	-	-	-	7
• Automotive Service Technology	0	0	0	1	1	1	1	1	0	0	5
• Automotive Tech <sup>51</sup>	2	1	-	-	-	-	-	-	-	-	3
• Computer Aided Design & Drafting <sup>52</sup>	-	-	-	0	0	0	0	0	1	3	4
• Computer Science	3	2	1	0	1	0	0	3	0	1	11
• Construction Technology	1	0	0	0	0	0	0	0	1	2	4
• Cosmetology <sup>53</sup>	0	0	1	0	0	0	1	0	0	1	3
• Criminal Justice	2	11	35	11	7	9	4	9	8	15	111
• Early Childhood Education	3	2	3	3	27	1	1	4	2	0	46
• Education	0	2	8	2	1	1	1	2	0	2	19
• Emergency Management <sup>54</sup>	-	0	0	0	0	0	0	0	0	0	0
• Family Services <sup>55</sup>	-	-	-	-	-	-	0	1	1	1	3
• Fire Science	0	0	0	0	26	0	0	0	0	0	26
• Medical Assisting	10	14	6	9	13	8	1	21	21	16	119
• Medium/Heavy Truck Diesel Technology <sup>56</sup>	-	-	0	0	0	0	0	0	0	0	0
• Office Technology	0	0	0	0	1	0	0	1	0	0	2
• Practical Nursing	0	14	19	32	34	20	18	17	21	23	198
• Pre-Nursing <sup>57</sup>	0	0	0	0	0	3	10	14	11	12	50
• Sign Language Interpreting <sup>58</sup>	0	0	0	0	1	-	-	-	-	-	1
• Supervision & Management	0	1	0	0	0	0	0	2	0	0	3
• Surveying Technology <sup>59</sup>	-	-	0	0	0	0	0	0	0	0	0
• Systems Technology <sup>60</sup>	0	0	0	-	-	0	-	-	-	-	0
Subtotal	21	53	73	59	112	43	37	75	66	76	615
<b>Other</b>											
• Cosmetology Certificate <sup>61</sup>	0	0	0	0	0	0	0	0	41	-	41
• Criminal Justice Certificate	1	2	30	0	0	0	0	0	0	0	33
• Adult High School Diploma	17	12	14	22	13	20	19	18	1	45	181
• High School Equivalency Testing <sup>62</sup>	171	138	190	111	109	127	166	113	14	38	1,177
• Journeyworker Certificate	0	1	40	35	21	51	54	6	81	72	361
Subtotal	189	153	274	170	144	198	239	137	137	155	1,752
<b>Grand Total</b>	<b>270</b>	<b>284</b>	<b>412</b>	<b>346</b>	<b>382</b>	<b>349</b>	<b>405</b>	<b>367</b>	<b>420</b>	<b>509</b>	<b>3,741</b>

Sources: Operational Data Store (ODS); Banner System; GCC Fact Book Volume 10

<sup>50</sup> Program archived in May of 2007; however, one student remained enrolled until AY 2011.

<sup>51</sup> Program replaced with Certificate in Automotive Service Technology in Fall of 2006; one student remained enrolled until AY 2008.

<sup>52</sup> Program reinstituted in May of 2010 and last appeared in the 1999-2000 catalog.

<sup>53</sup> Program under curriculum review.

<sup>54</sup> Program adopted in April of 2007 and began in Fall of 2007.

<sup>55</sup> Program reinstituted in February of 2013.

<sup>56</sup> Program adopted in July of 2009.

<sup>57</sup> Program archived in January of 2015.

<sup>58</sup> Program archived in September of 2008; however, one student remained enrolled until AY 2011.

<sup>59</sup> Program reinstituted in April of 2009. Previous program title: Certificate in Basic Surveying.

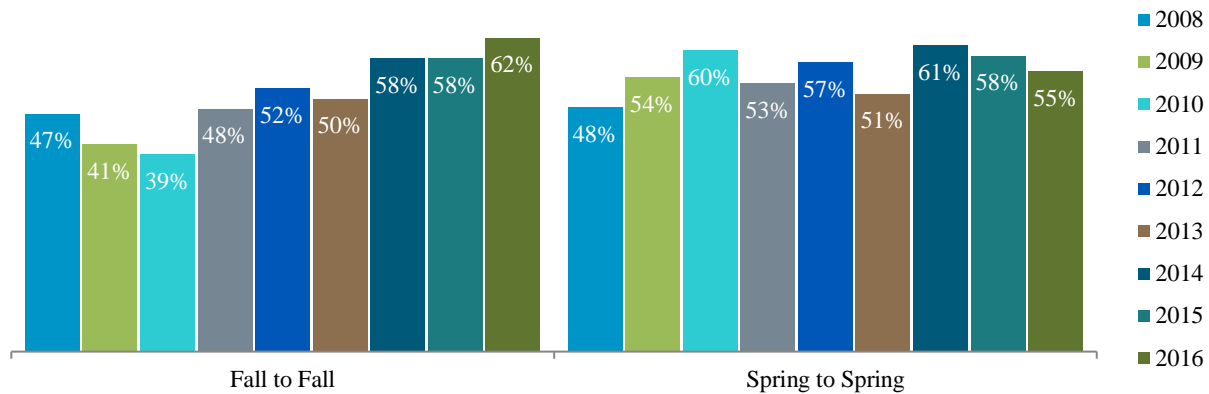
<sup>60</sup> Program archived in April of 2009

<sup>61</sup> Program under curriculum review as of Fall 2016.

<sup>62</sup> Program count includes both GED® and HS Equivalency Tests completers. Note: Cost of GED® test increased from \$90 to \$125 in January 2014.

## Postsecondary Students

### Retention Rate<sup>63</sup>



#### Fall to Fall

Fall	Enrollment	Academic Year Completers	Continuing Students	Fall	Returning Students Count	Returning Students Percent (%)
2007	1,810	284	1,551	2008	723	47
2008	1,835	412	1,808	2009	733	41
2009	2,220	346	2,196	2010	853	39
2010	2,542	382	2,174	2011	1,047	48
2011	2,556	349	2,227	2012	1,154	52
2012	2,576	405	2,322	2013	1,158	50
2013	2,727	367	2,196	2014	1,279	58
2014	2,563	420	1,990	2015	1,147	58
2015	2,410	509	1,930	2016	1,206	62
2016	2,428	-	-	2017	-	-

#### Spring to Spring

Spring	Enrollment	Academic Year Completers	Continuing Students	Spring	Returning Students Count	Returning Students Percent (%)
2007	1,743	270	1,473	2008	712	48
2008	1,649	284	1,365	2009	741	54
2009	1,805	412	1,393	2010	829	60
2010	2,154	346	1,808	2011	959	53
2011	2,359	382	1,977	2012	1,130	57
2012	2,480	349	2,131	2013	1,086	51
2013	2,410	405	2,005	2014	1,215	61
2014	2,452	367	2,085	2015	1,219	58
2015	2,490	420	2,070	2016	1,146	55
2016	2,412	498	1,914	2017	-	-

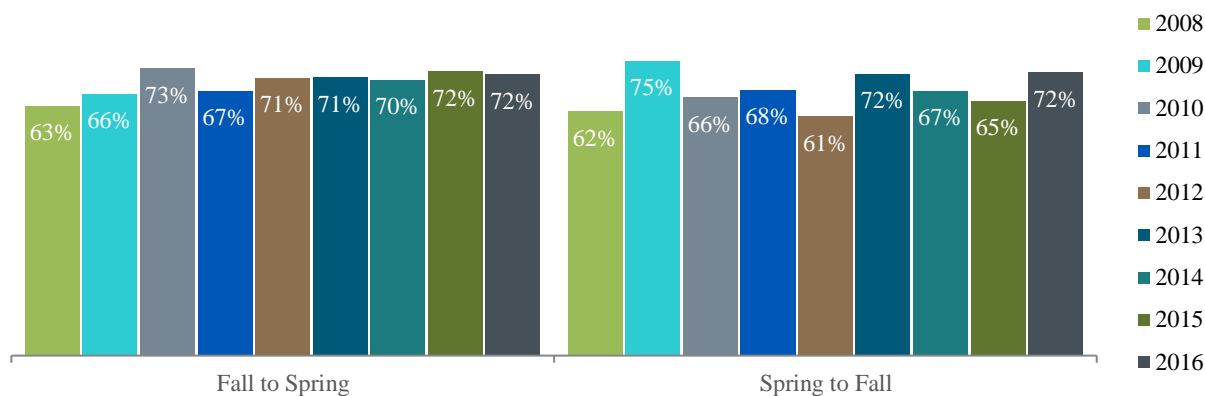
Sources: Operational Data Store (ODS); Banner System; GCC Fact Book Volume 10

<sup>63</sup> Fall to Fall retention rate is the percentage of GCC students who were enrolled in the Fall semester and were also enrolled in the next Fall semester. Spring to Spring retention rate is the percentage of GCC students who were enrolled in the Spring Semester and were also enrolled in the next Spring semester.



## Postsecondary Students

### Persistence Rate<sup>64</sup>



#### Fall to Spring

Fall	Enrollment	Academic Year Completers	Continuing Students	Spring	Returning Students	
					Count	Percent (%)
2007	1,810	95	1,715	2008	1,089	63
2008	1,835	47	1,788	2009	1,189	66
2009	2,220	157	2,063	2010	1,508	73
2010	2,542	171	2,371	2011	1,596	67
2011	2,556	155	2,401	2012	1,695	71
2012	2,576	104	2,472	2013	1,749	71
2013	2,727	105	2,622	2014	1,837	70
2014	2,563	99	2,464	2015	1,778	72
2015	2,410	92	2,318	2016	1,659	72

#### Spring to Fall

Spring	Enrollment	Academic Year Completers	Continuing Students	Fall	Returning Students	
					Count	Percent (%)
2008	1,649	189	1,460	2008	907	62
2009	1,805	365	1,440	2009	1,079	75
2010	2,154	189	1,965	2010	1,289	66
2011	2,359	211	2,148	2011	1,451	68
2012	2,480	194	2,286	2012	1,389	61
2013	2,410	301	2,109	2013	1,511	72
2014	2,452	262	2,190	2014	1,475	67
2015	2,490	321	2,169	2015	1,404	65
2016	2,412	406	2,006	2016	1,436	72

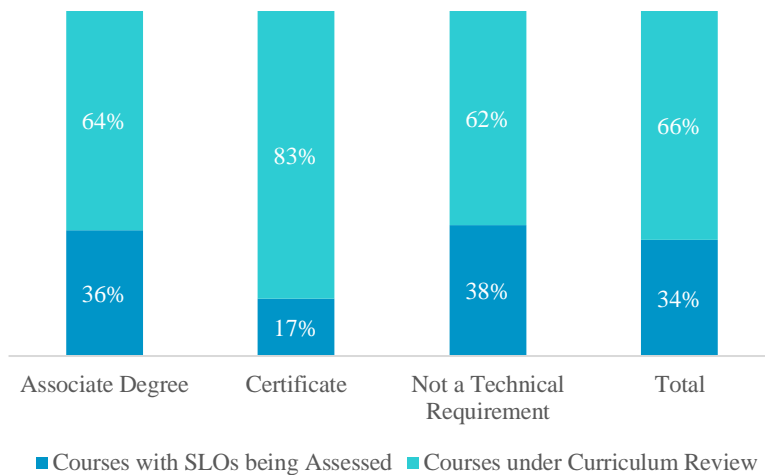
Sources: Operational Data Store (ODS); Banner System; GCC Fact Book Volume 10

<sup>64</sup> Fall to Spring persistence rate is the percentage of GCC students who were enrolled in the Fall semester and continued to be enrolled in the next Spring semester. Spring to Fall persistence rate is the percentage of GCC students who were enrolled in the Spring semester and continued to be enrolled in the next Fall semester. Graduates are not accounted for in these calculations.

## Postsecondary Students

### Student Learning Outcomes (SLOs)

Program	Courses with SLOs being Assessed	Courses under Curriculum Review <sup>65</sup>	Total Courses within Program <sup>66</sup>
Associate Degree	81	141	222
Certificate	12	60	72
Not a technical requirement	54	88	142
<b>Total</b>	<b>147</b>	<b>289</b>	<b>436</b>



### Courses with Student Learning Outcomes

Year	Period	Courses in Catalog	Courses with SLOs	
			Count	Percent (%)
2006	Fall	399	0	0
2007	Spring	399	0	0
2008	Fall	375	68	18
2009	Spring	375	70	19
2009	Fall	350	181	52
2010	Spring	412	250	61
2010	Fall	396	384	97
2011	Spring	396	384	97
2012	Spring	402	400	100
2013	Spring	418	414	99
2014	Fall	402	402	100
2015	Fall	392	392	100
2016	Fall	436	436	100

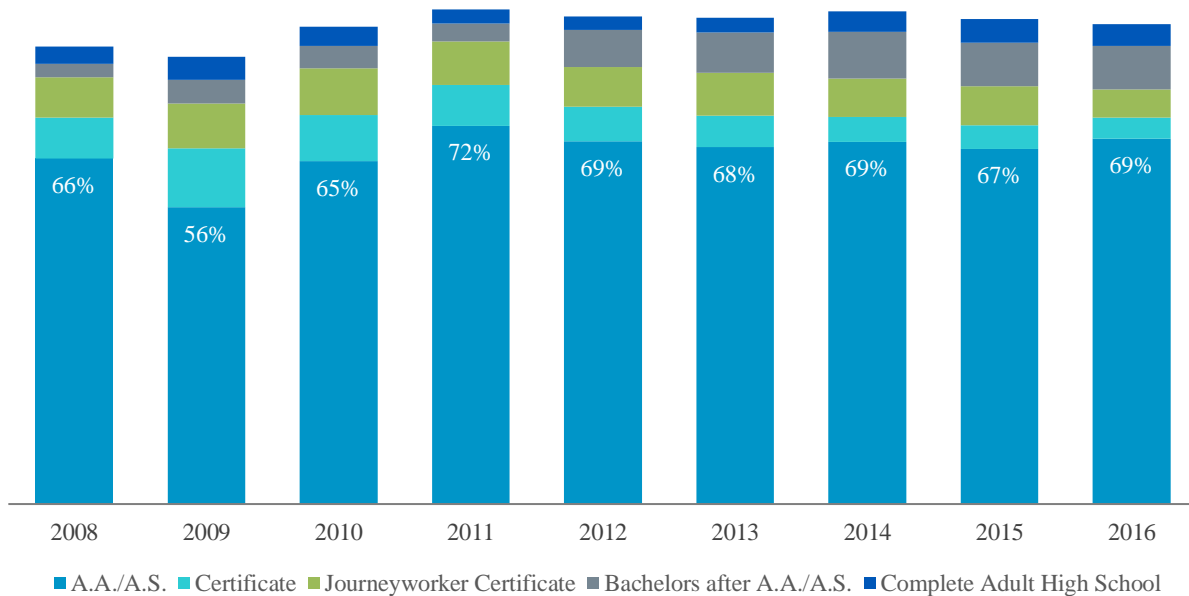
Sources: Operational Data Store (ODS); Banner System; GCC Fact Book Volume 10

<sup>65</sup> The annual curriculum review cycle was adopted during the Fall 2014 semester.

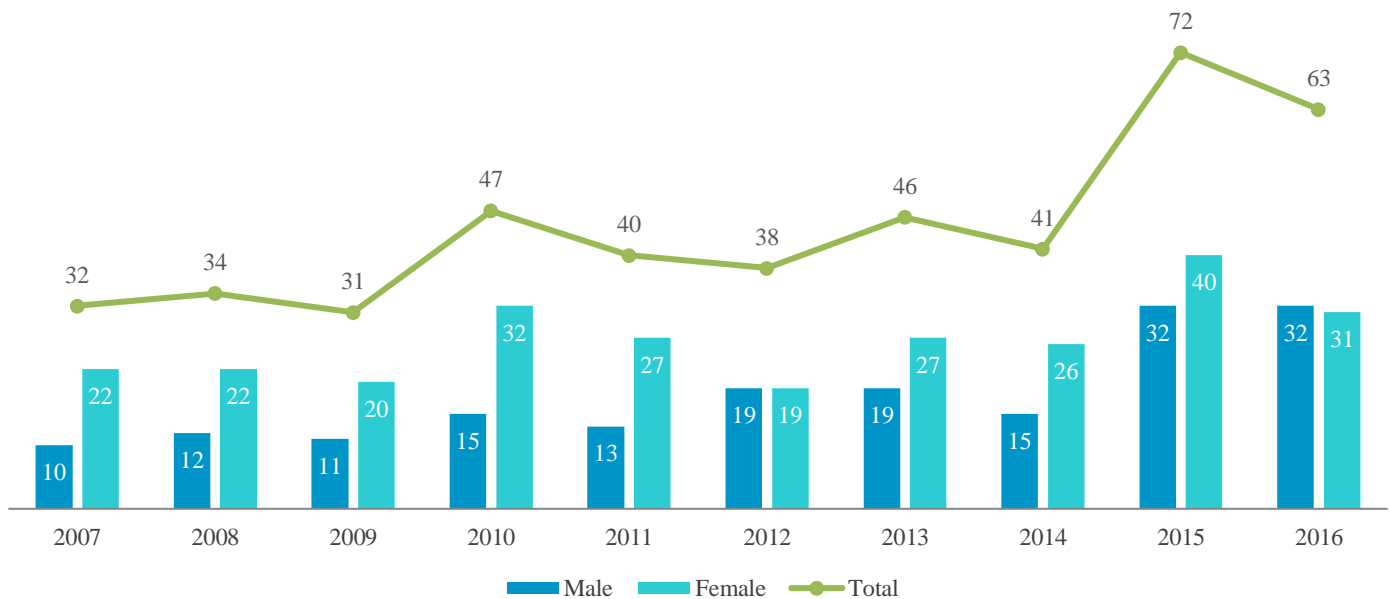
<sup>66</sup> The total number of courses with SLOs being assessed includes those courses that have been assessed in AY 2016-2017. This number excludes all archived courses.

## Postsecondary Students

### Educational Goals (percent of total)<sup>67</sup>



### Fall Transfer Students to UOG<sup>68</sup>



Sources: Operational Data Store (ODS); Banner System; GCC Fact Book Volume 10

<sup>67</sup> Self-reported data included on the Student Information Form. Other goals, accounted for but not shown in this figure, include: complete external diploma; earn certificate; earn GED; employment upgrade; full college admissions; industry certificate;

<sup>68</sup> UOG refers to the University of Guam, a four-year institution that has existing articulation agreements for General Education courses, non-General Education courses, and several degree programs in their entirety with GCC. \*Note: Data updated to reflect corrected numbers from UOG.

## Postsecondary Students

### Fall Enrollment of High School Graduates who are New Students & Residents<sup>69</sup>

	2008	2009	2010	2011	2012	2013	2014	2015	2016
<b>Top 5</b>									
George Washington High School	90	134	171	162	173	179	131	103	110
Simon Sanchez High School	80	119	131	138	151	163	134	106	104
John F Kennedy High School	101	113	146	120	149	131	117	99	89
Okkodo High School	0	26	50	92	108	81	71	67	74
Southern High School	46	75	71	69	70	99	65	60	54
Academy of Our Lady Of Guam	10	16	9	12	22	8	8	4	12
Asmuyao Community School	1	1	3	7	7	6	6	3	0
Evangelical Christian Academy	7	5	4	5	5	4	2	1	4
Father Duenas Memorial School	7	11	19	7	14	13	6	6	10
GCC Adult High School (AHS)	5	2	6	2	3	1	3	3	2
Guam Adventist Academy	1	2	1	2	4	1	0	1	1
Guam Christian Academy	0	0	0	1	0	0	0	1	0
Guam High School (DDESS-DODEA)	4	6	5	2	16	6	13	9	9
Guam Home School Association HS	0	1	0	1	0	0	0	0	0
Guam Intl Christian Academy	0	0	1	0	0	0	1	1	1
Harvest Christian Academy	1	5	1	5	6	3	2	1	5
Inarajan High School	3	2	0	0	0	0	3	3	0
Notre Dame High School	18	40	28	30	27	19	11	11	7
Oceanview High School	2	3	3	1	3	2	0	0	0
Pacific Christian Academy	0	0	1	0	0	0	0	0	0
Saint John's School	0	1	1	3	1	1	0	0	0
Saint Paul High School	2	11	19	15	17	20	9	9	0
Saint Thomas High School	-	-	-	-	-	-	-	1	0
Southern Christian Academy Guam	1	1	0	1	2	6	1	1	0
Temple Christian School	0	0	0	2	1	1	1	1	1
Tiyan High School	-	-	-	-	-	-	-	23	31
Trinity Christian School	1	1	1	1	0	0	0	0	0
<b>Total</b>	380	575	671	678	779	744	584	514	514



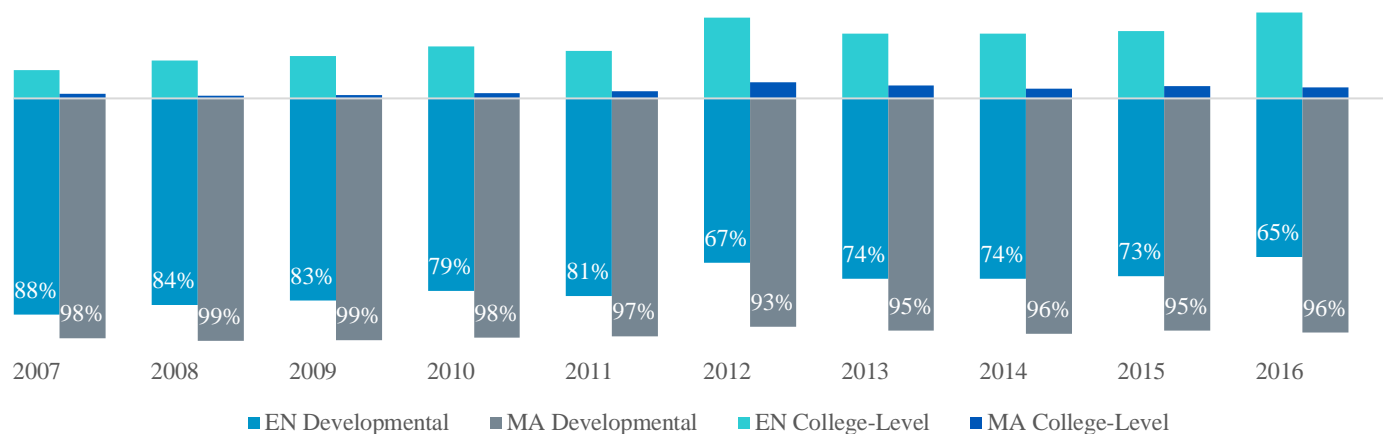
Sources: Operational Data Store (ODS); Banner System; GCC Fact Book Volume 10

<sup>69</sup> Last high school attended as reported by student.



## Postsecondary Students

### COMPASS Placement of Students<sup>70</sup>



Year	Total	Developmental English					College English	
		EN100B	EN100R	EN100RW	EN100W	Subtotal	EN110	Subtotal
2007	733	68	53	204	323	88%	85	12%
2008	820	62	52	195	383	84%	128	16%
2009	906	64	53	244	387	83%	158	17%
2010	1045	58	69	253	442	79%	223	21%
2011	1078	63	56	287	464	81%	208	19%
2012	1319	44	64	275	502	67%	434	33%
2013	1214	48	69	293	483	74%	321	26%
2014	1099	31	45	258	475	74%	290	26%
2015	884	35	38	243	325	73%	243	27%
2016	651	20	24	133	245	65%	229	35%

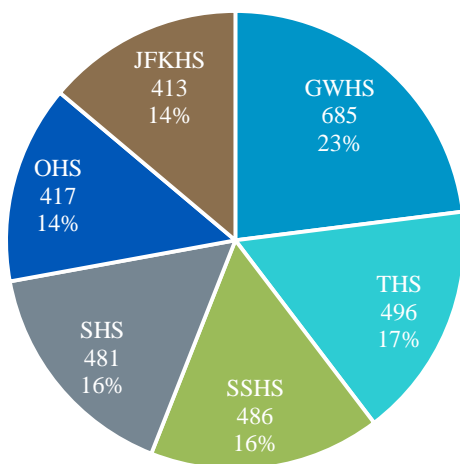
Year	Total	Developmental Math				College Math			
		MA085	MA095	MA108	Subtotal	MA110A	MA161A	MA161B	Subtotal
2007	706	386	246	60	98%	1	3	10	2%
2008	808	374	344	81	99%	1	0	8	1%
2009	870	414	348	97	99%	1	4	6	1%
2010	965	422	407	114	98%	6	2	14	2%
2011	1027	469	412	116	97%	11	6	13	3%
2012	1204	464	469	191	93%	42	18	20	7%
2013	1124	520	394	152	95%	34	6	18	5%
2014	1035	493	365	137	96%	22	9	9	4%
2015	855	408	271	132	95%	19	11	14	5%
2016	638	280	233	97	96%	19	5	4	4%

Sources: Operational Data Store (ODS); Banner System; GCC Fact Book Volume 10

<sup>70</sup> COMPASS English and Math placement test scores are valid for two years. Note: GCC adopted Accuplacer on November 1, 2016.

## Secondary Students

### Enrollment by Guam Department of Education (GDOE) High School<sup>71</sup>



### Enrollment by GCC Programs at GDOE High Schools<sup>71</sup>

Program	GWHS	THS <sup>72</sup>	SSHS	SHS	OHS	JKFHS	Total
Tourism (Lodging Management)	85	88	97	48	90	82	490
Automotive Service Technology	56	117	46	127	53	50	449
Marketing	72	75	79	70	77	69	442
Construction Trades – Carpentry	47	116	59	14	50	57	343
Tourism (ProStart-Culinary)	74	-	62	50	76	80	342
Allied Health	82	-	74	55	-	70	281
Electronics Technology	70	-	69	44	71	5	259
Visual Communications	46	100	-	-	-	-	146
Automotive: Collision Repair Technology	30	-	-	73	-	-	103
Early Childhood Education <sup>73</sup>	90	-	-	-	-	-	90
Construction Trades Auto CAD	33	-	-	-	-	-	33
<b>Total</b>	<b>685</b>	<b>496</b>	<b>486</b>	<b>481</b>	<b>417</b>	<b>413</b>	<b>2,978</b>

Source: School of Trades & Professional Services

<sup>71</sup> Secondary enrollment numbers reflect program enrollment at the beginning of AY 2016-2017. High schools include: George Washington High School (GWHS), Tiyan High School (THS), Simon Sanchez High School (SSHS), Southern High School (SHS), Okkodo High School (OHS), and John F. Kennedy High School (JFKHS).

<sup>72</sup> Tiyan High School opened its doors in August of 2014.

<sup>73</sup> The Early Childhood Education orientation program was piloted in January 2010 and began with 77 students. This program was only offered to George Washington High School students because of its proximity to the GCC campus.


## Secondary Students

### Achievement of Certificate of Completion or Mastery by High School<sup>74</sup>

AY	GWHS	JFK	OHS	SSHS	SHS	THS	Total
<b>2008</b>	129	86	-	56	72	-	343
<b>2009</b>	123	80	30	64	80	-	377
<b>2010</b>	126	107	34	65	58	-	390
<b>2011</b>	85	61	31	81	53	-	311
<b>2012</b>	189	93	69	96	63	-	510
<b>2013</b>	132	57	67	96	58	-	410
<b>2014</b>	115	83	71	90	74	-	433
<b>2015</b>	149	80	83	104	64	5	485
<b>2016</b>	142	52	70	106	122	8	500

### Completers by Certificate Type per High School

Certificate of Completion <sup>75</sup>						AY	Certificate of Mastery <sup>76</sup>						Total
GWHS	JFK	SHS	OHS <sup>77</sup>	SSHS	THS <sup>78</sup>		GWHS	JFK	SHS	OHS	SSHS	THS	
105	53	62	-	25	-	<b>2008</b>	24	33	10	-	31	-	343
100	56	79	23	50	-	<b>2009</b>	23	24	1	7	14	-	377
103	68	55	24	47	-	<b>2010</b>	23	39	3	10	18	-	390
72	38	51	10	60	-	<b>2011</b>	13	23	2	21	21	-	311
159	53	54	38	53	-	<b>2012</b>	30	40	9	31	43	-	510
100	35	48	36	44	-	<b>2013</b>	32	22	10	31	52	-	410
85	52	60	30	40	-	<b>2014</b>	30	31	14	41	50	-	433
109	40	56	31	50	3	<b>2015</b>	40	40	8	52	54	2	485
103	31	98	40	37	6	<b>2016</b>	39	21	24	30	69	2	500



Sources: School of Trades & Professional Services; GCC Fact Book Volume 10

<sup>74</sup> Count per year for a given high school is the sum of students who received a Certificate of Mastery or Certificate of Completion.

<sup>75</sup> Completion of all technical courses with an average grade of "C" or better.

<sup>76</sup> Completion of all technical courses with an average grade of "B" or better, and completion of 180 hours of work experience.

<sup>77</sup> Okkodo High School opened its doors in August of 2008.

<sup>78</sup> Tiyan High School opened its doors in August of 2014.

## Continuing Education and Workforce Development

### Enrollment per Quarter

	Quarter 1	Quarter 2	Quarter 3	Quarter 4	
<b>Fiscal Year</b>	<b>Oct-Dec</b>	<b>Jan-Mar</b>	<b>Apr-Jun</b>	<b>Jul-Sep</b>	<b>Total</b>
<b>2007-2008</b>	2,074	3,549	2,080	2,711	10,414
<b>2008-2009</b>	2,400	3,309	2,527	2,441	10,677
<b>2009-2010</b>	2,668	2,797	2,954	2,631	11,050
<b>2010-2011</b>	2,416	3,221	2,735	2,551	10,923
<b>2011-2012</b>	2,776	4,291	4,147	2,620	13,834
<b>2012-2013</b>	3,347	2,549	2,912	2,962	11,770
<b>2013-2014</b>	3,023	2,615	3,503	3,246	12,387
<b>2014-2015</b>	3,865	2,358	2,120	3,447	11,790
<b>2015-2016</b>	3,040	2,298	4,125	1,448	10,911

### Enrollment by Activity

<b>Fiscal Year</b>	<b>Postsecondary Credit Offerings</b>	<b>Non-Credit Offerings</b>	<b>Graduate Credit Offerings<sup>79</sup></b>	<b>Testing<sup>80</sup></b>	<b>Total</b>
<b>2007-2008</b>	2,074	3,549	2,080	2,711	10,414
<b>2008-2009</b>	1,242	9,066	217	152	10,677
<b>2009-2010</b>	1,816	8,396	130	708	11,050
<b>2010-2011</b>	1,361	9,192	16	352	10,923
<b>2011-2012</b>	1,144	12,367	7	316	13,834
<b>2012-2013</b>	838	10,495	12	425	11,770
<b>2013-2014</b>	1,162	10,913	0	312	12,387
<b>2014-2015</b>	346	11,054	14	376	11,790
<b>2015-2016</b>	217	7,347	0	3,347	10,911



Sources: Board of Trustees Quarterly Report; Continuing Education and Workforce Development; Fact Book Volume 10

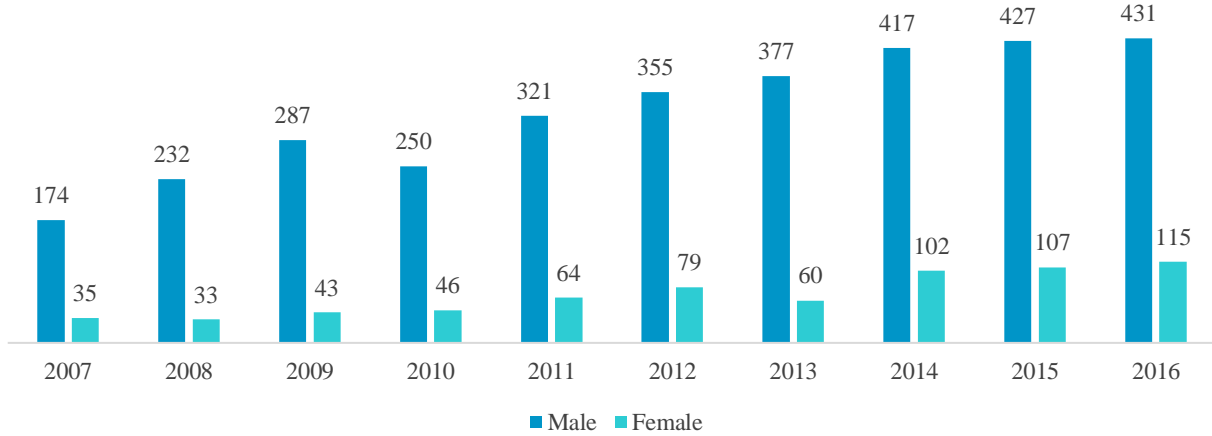
<sup>79</sup> Teacher re-certification and re-classification in partnership with the University of Guam and the University of San Diego. For 2012-2013, courses offered for teacher re-certification and re-classification enrollment was in partnership solely with the University of Guam.

<sup>80</sup> Includes online test vendors and proctoring services. Beginning in Fiscal Year 2015-2016, the count for Testing includes Work Keys assessments.


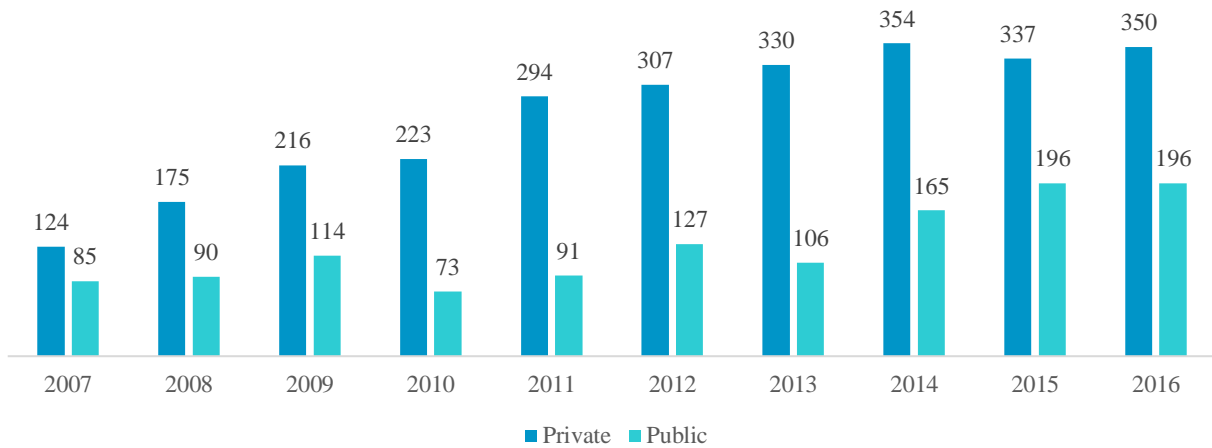


## Apprenticeship

### Enrollment by Gender<sup>81</sup>



### Enrollment by Sector<sup>81</sup>



Sources: Apprenticeship Office; GCC Fact Book Volume 10

<sup>81</sup> Enrollment count from October to December of each year.



## Apprenticeship

### Enrollment by Employer<sup>82</sup>

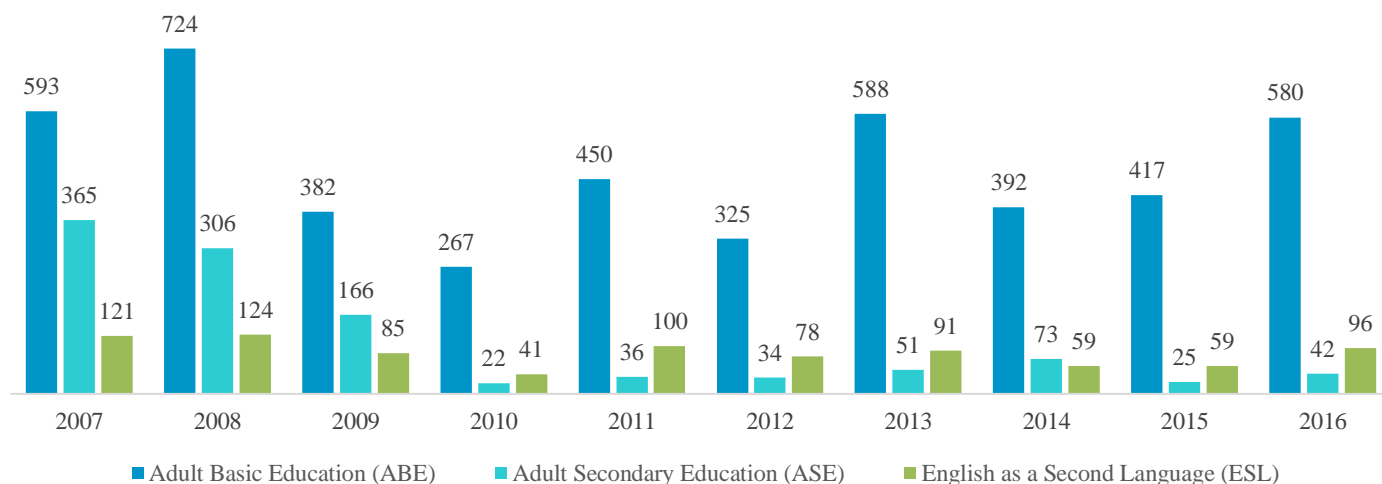
Public Sector			
Department of Administration	7	Guam Law Library	2
Department of Corrections	40	Guam Legal Services	1
Department of Education	10	Guam Police Department	55
Department of Land Management	27	Guam Power Authority	19
Department of Youth Affairs	4	Guam Waterworks Authority	6
Guam Housing Corp.	1	Judiciary of Guam	5
GHURA	14	Port Authority of Guam	5
Private Sector			
AAFES Car Care	4	Ironwood Estates	2
A/C Technology, Inc.	2	Ironwood Manor	2
Addison Global Interiors	1	Island CERTS Corp.	1
Arluis Weddling	1	JMSI Electrical, LLC.	11
ASIG	1	Kloppenburg Enterprises, Inc.	1
Asu Smokehouse	1	Korando	5
Atkins Kroll	7	Lam Lam Tours	7
Baldyga Group	2	Lots of Learning	1
Barrett Plumbing	9	Mid Pac Far East	5
Cabras Marine	43	Micro. Renewable Energy, Inc.	2
Carrier Guam, Inc.	1	Nippo Corp.	9
Cars Plus	3	Nissan Motors Guam	11
Core Tech Int'l	7	P.R. Balagtas	4
Docomo Pacific	62	Pacific Biomedical	2
Duenas, Camacho * Associates	2	Pacific Human Resources	1
DZSP 21	2	Pacific Unlimited	3
EURO Car Servicing, Inc.	2	Perez Bros.	5
F.A.C.S. Inc.	1	RLS Services	2
G4S Secure Solutions	2	Sumitomo Mitsui	2
G4S Security Systems	22	TG Engineers	1
GTA Teleguam	50	TLC Day Care	7
Guam Auto Spot	3	Tristar Terminals Guam, Inc.	3
Gulf Copper	9	United Tire Service	1
Hawaiian Rock Products	11	Universal Tire Supply	2
IMCO General Incorporated	6	V.P. Olivares	1
Infant of Prague	4	W.B. Flores & Co.	1
Grand Total			546

Sources: Apprenticeship Office and GCC Fact Book Volume 10

<sup>82</sup> Enrollment count from October to December of each year.

## Adult Education

### Enrollment by Program<sup>83</sup>



### Percent Completers by Program<sup>84</sup>

Program		2007	2008	2009	2010	2011	2012	2013	2014	2015	2016
ABE	Count	271	204	128	79	197	80	216	126	141	460
	Percent	46%	28%	34%	30%	44%	25%	37%	32%	34%	79%
ASE	Count	145	110	5	12	20	16	20	56	18	38
	Percent	40%	36%	3%	55%	56%	47%	39%	77%	72%	90%
ESL	Count	64	73	21	20	68	40	46	39	33	79
	Percent	53%	59%	25%	49%	68%	51%	51%	66%	56%	82%

### Fall 2016 Enrollment

#### By Age and Ethnicity

Ethnicity	Age Group (years)				
	16-18	19-24	25-44	45-59	60+
American Indian or Alaska Native	0	1	1	0	0
Asian	20	33	75	34	9
Black or African American	0	1	2	0	0
Hispanic of Latino	9	9	14	1	1
Native Hawaiian or Other Pacific Islander	101	196	157	25	1
White	3	3	2	1	2
Two or more races	4	6	5	2	0
<b>Total</b>	137	249	256	63	13

#### By Count, Hours<sup>85</sup>

Program	Count	Hours
ABE	580	36,909
ASE	42	2,164
ESL	96	7,710
<b>Total</b>	718	46,783

Sources: 2016 Consolidated Annual Report for Workforce Innovation and Opportunity Act, Title II; GCC Fact Book Volume 10

<sup>83</sup> Enrollment numbers reflect the count of students having acquired at least 12 hours of instruction during the program year. ABE: Adult Basic Education; ASE: Adult Secondary Education; ESL: English as a Second Language.

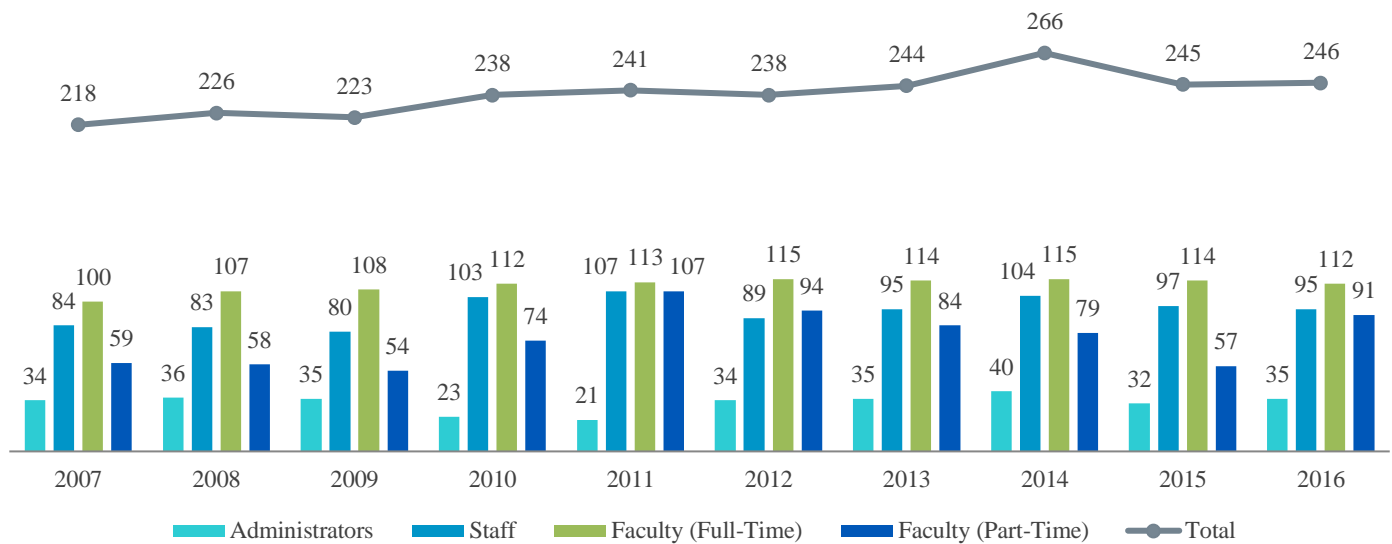
<sup>84</sup> An Adult Education program completer is a student who has completed a level of competency.

<sup>85</sup> Count for AY 2016-2017.

## Employees



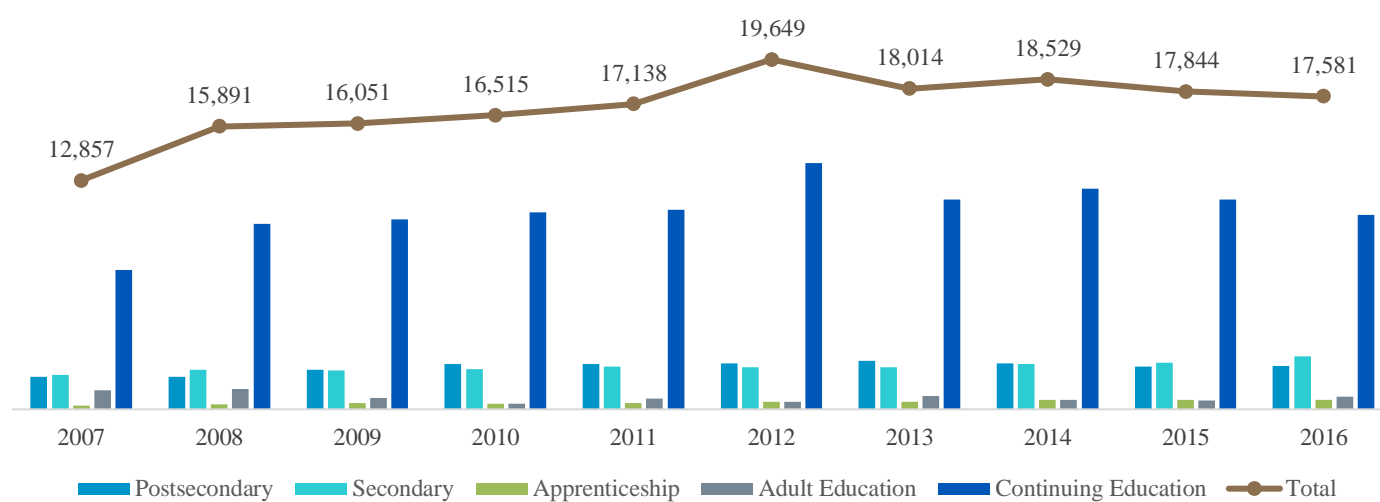
### Employee Classification



### Faculty by Position Title

	2007	2008	2009	2010	2011	2012	2013	2014	2015	2016
Professor	3	4	5	5	8	7	6	6	5	5
Associate Professor	0	15	15	19	16	19	18	20	20	18
Assistant Professor	45	32	29	26	25	21	26	23	21	20
Instructor	34	32	36	41	48	55	50	51	53	50
Assistant Instructor	18	24	23	21	16	13	14	15	15	19
Adjunct Faculty	59	58	54	74	107	94	84	79	57	91
<b>Total</b>	<b>159</b>	<b>165</b>	<b>162</b>	<b>186</b>	<b>220</b>	<b>209</b>	<b>198</b>	<b>185</b>	<b>171</b>	<b>203</b>

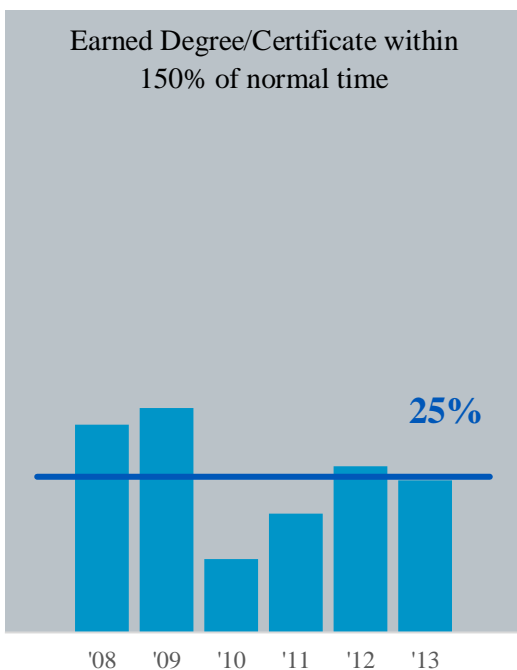


*Total Impact***Total Students Served in Fall of each Year**

Fall	Postsecondary	Secondary	Apprenticeship	Adult Education	Continuing Education	Total
2007	1,810	1,925	216	1,079	7,827	12,857
2008	1,835	2,214	274	1,154	10,414	15,891
2009	2,220	2,167	354	633	10,677	16,051
2010	2,542	2,268	325	330	11,050	16,515
2011	2,556	2,414	368	586	11,214	17,138
2012	2,576	2,368	434	437	13,834	19,649
2013	2,727	2,350	437	730	11,770	18,014
2014	2,563	2,536	519	524	12,387	18,529
2015	2,410	2,609	534	501	11,790	17,844
2016	2,428	2,978	546	718	10,911	17,581

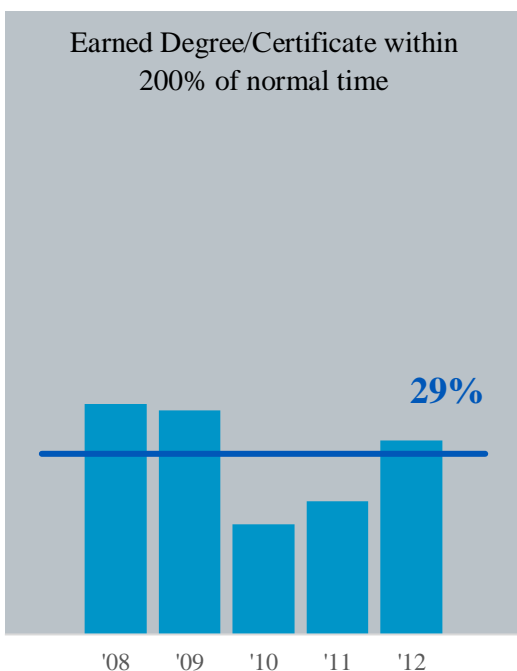
## *Institution-Set Standards<sup>86</sup>*

### Graduation Rate<sup>87</sup> for college-level students



**The standard is 25% of Fall cohort (first-time, full-time, degree-seeking) students graduate within 150% of normal time.**

- ✓ The percent of students in Fall cohorts 2008, 2009 and 2012 who graduated within 150% of normal time is above the benchmark.
- ✓ The percent of Fall Cohort students who graduated within 150% of normal time has increased from 2010 to 2012.



**The standard is 29% of Fall cohort (first-time, full-time, degree-seeking) students graduate within 200% of normal time.**

- ✓ The percent of students in Fall cohorts 2008, 2009 and 2012 who graduated within 150% of normal time is above the benchmark.
- ✓ The percent of Fall Cohort students who graduated within 150% of normal time has increased from 2010 to 2012.

<sup>86</sup> The benchmark for each institution-set standard measure is represented as a horizontal blue line. Currently, benchmarks are reported as suggested minimum target measurements. The optimum benchmark for each standard will be further explored, recommended to the College Governing Council and Board of Trustees, then updated in Fact Book Volume 12.

<sup>87</sup> The benchmarks for Graduation Rate are based on a five-year average of full-time, new and first-time, degree-seeking students per Fall Cohort year who graduated within 150% and 200% of time. Students enrolled in developmental courses are not included.

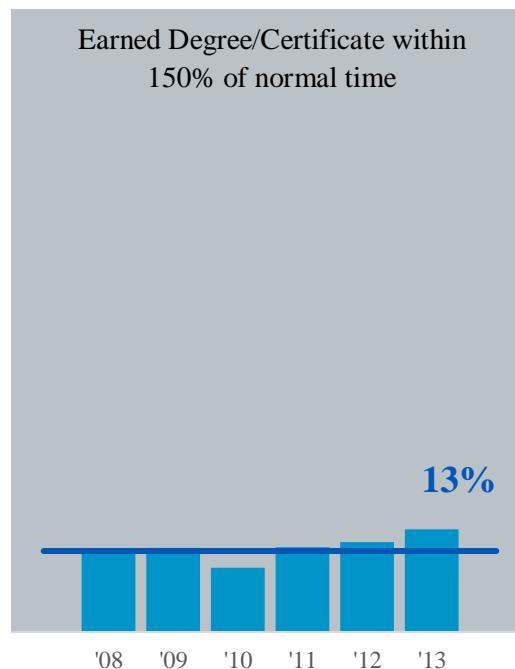


## *Institution-Set Standards*

### Graduation Rate<sup>88</sup> including pre-collegiate students

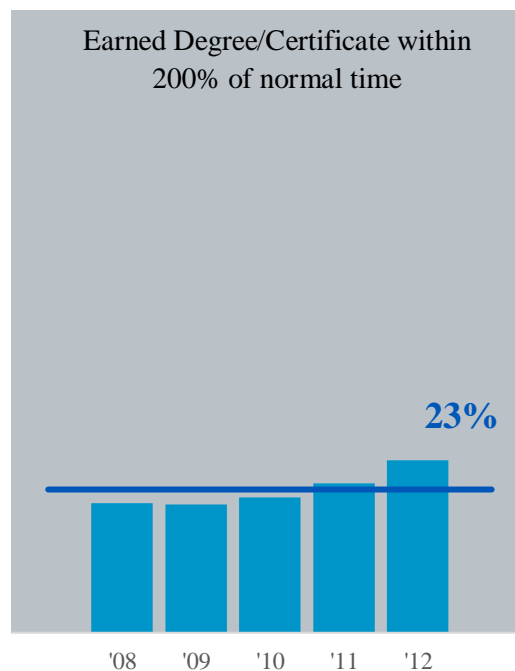
**The standard is 13% of Fall cohort (first-time, full-time, degree-seeking, including developmental) students graduate within 150% of normal time.**

- ✓ The percent of students in Fall cohorts 2008, 2009, 2011, 2012 and 2013 who graduated within 150% of normal time is at or above the benchmark.



**The standard is 23% of Fall cohort (first-time, full-time, degree-seeking, including developmental) students graduate within 200% of normal time.**

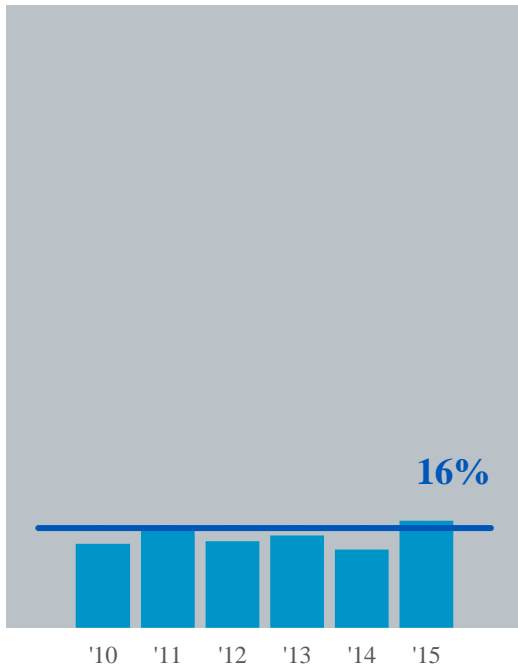
- ✓ The percent of students in Fall cohorts 2011 and 2012 who graduated within 150% of normal time is above the benchmark.
- ✓ The percent of Fall Cohort students who graduated within 150% of normal time has increased from 2008 to 2012.



<sup>88</sup> The benchmarks for Graduation Rate are based on a five-year average of full-time, new and first-time, degree-seeking students per Fall Cohort year who graduated within 150% and 200% of time. Students enrolled in developmental courses are included.

## Institution-Set Standards

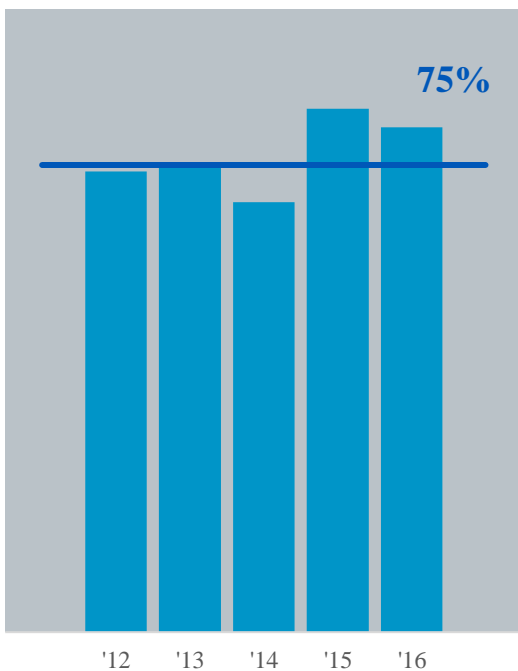
### Student Preparedness for College<sup>89</sup>



**The standard is 16% of Fall cohort students place into College-level Math and English.**

- ✓ The percent of students per Cohort who have taken developmental math and/or English courses has remained relatively constant from Fall 2010 to Fall 2015.

### Course Completion<sup>90</sup>



**The standard is 75% of Fall cohort students successfully complete courses.**

- ✓ The percent of students who earned course credit from Fall 2015 to Fall 2016 remained above the benchmark.
- ✓ The percent of students who have earned course credit has moderately increased from Fall 2012 to Fall 2016.

<sup>89</sup> The benchmark for Student Preparedness for College are based on a five-year average of Fall cohort students who were registered or not registered for developmental courses between Fall 2008 and Fall 2012. Cohort includes the number of new students and first-time students to GCC in the Fall of each year.

<sup>90</sup> The benchmark for Course Completion is based on a five-year average of all Fall-enrolled (including developmental courses) students who successfully completed a course – either through earned credit or no credit – between Fall 2008 and Fall 2012.

## Institution-Set Standards

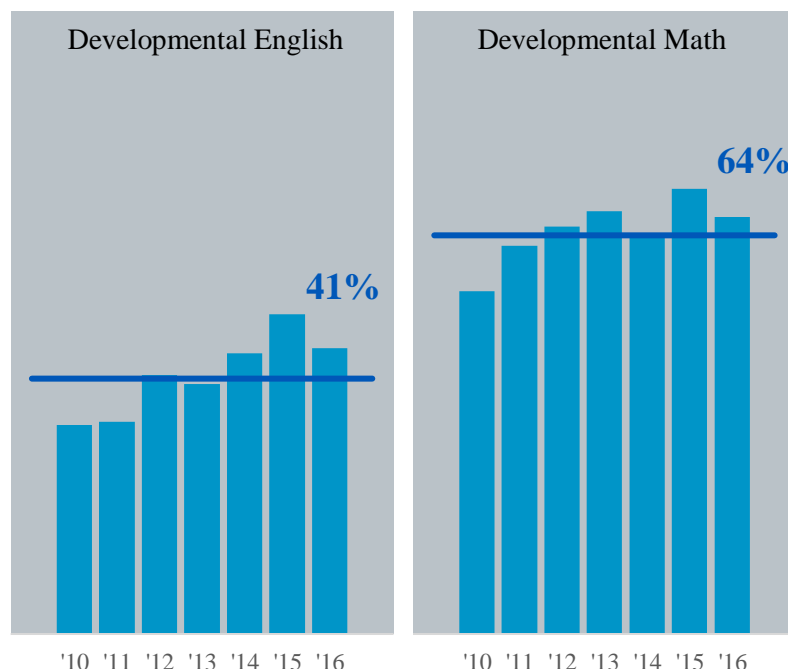
### Student Progression<sup>91</sup>

**The standard is 41% of Fall cohort students pass developmental English.**

- ✓ The percent of students who passed developmental Math courses has increased from Fall 2010 to Fall 2016.

**The standard is 64% of Fall cohort students pass developmental Math.**

- ✓ The percent of students who passed developmental English courses has increased from Fall 2010 to Fall 2016.

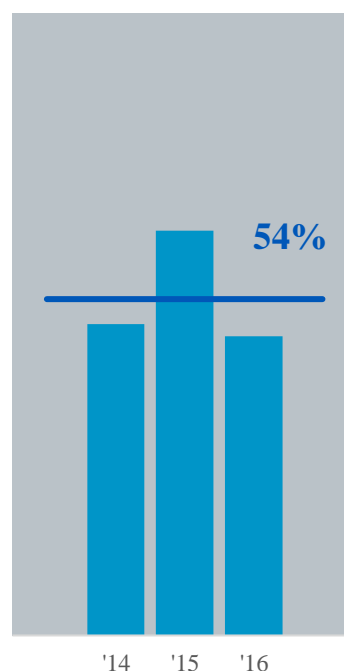


### Job Placement Rate<sup>92</sup>

**The standard is 54% of students are employed or remain employed (up to two years) after graduation.**

- ✓ The percent of AY 2015 graduates who are employed or continue to be employed is greater than AY 2014 graduates.


Note: The percent of AY 2015 and AY 2016 graduates who are employed or continue to be employed is expected to increase.



<sup>91</sup> The benchmarks for Student Progression for Developmental Math and English courses are based on a five-year average of Fall-enrolled students who passed and did not pass between Fall 2008 and Fall 2012.


<sup>92</sup> The job placement rate includes students from programs where at least 10 students graduated in the designated year.





This report was primarily prepared by Anjelica C.U. Perez, Institutional Researcher, in consultation with Marlena O.P. Montague, Assistant Director of the Office of Assessment, Institutional Effectiveness and Research (AIER). Acknowledgement is also given to the various offices on campus that provided data for this report. Additionally, administrative support was provided by Vangie Aguon, AIER Administrative Assistant.



**Accreditation**

Accredited by the Accrediting Commission for Community and Junior Colleges (ACCJC),  
Western Association of Schools and Colleges (WASC)

**Degrees Offered**

Associate of Arts | Associate of Science | Certificate | Diploma

**Admissions & Registration**

Tel: (671) 735-5531-3  
[gcc.registrar@guamcc.edu](mailto:gcc.registrar@guamcc.edu)  
[gcc.info@guamcc.edu](mailto:gcc.info@guamcc.edu)

**Scholarships & Financial Aid**

(671) 735-5543/4  
[financialaid@guamcc.edu](mailto:financialaid@guamcc.edu)

**Street Address**

1 Sesame Street, Mangilao, Guam

**Mailing Address**

P.O. Box 23069 GMF, Barrigada, Guam 96921

**Email**

[gcc.info@guamcc.edu](mailto:gcc.info@guamcc.edu)

**Website**

[www.guamcc.edu](http://www.guamcc.edu)