

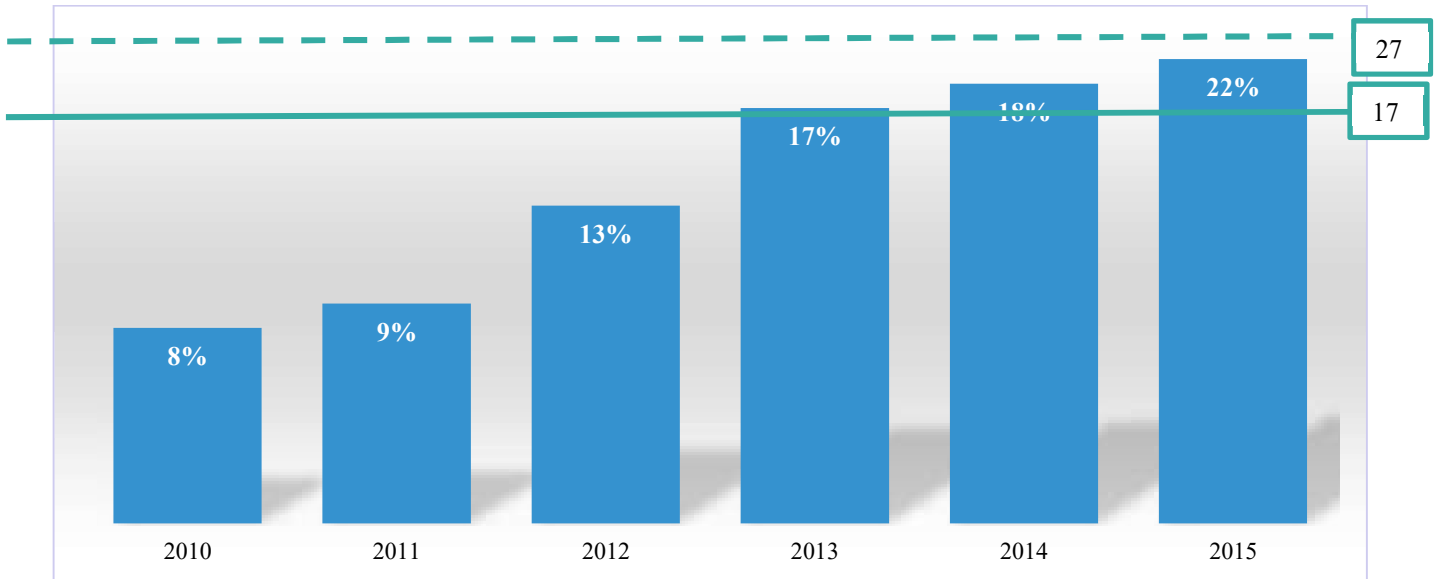
Institution-Set Student Achievement (ISS) Benchmarks

LEGEND:

Aspirational Goal-----

Benchmark (Floor)———

150% Graduation Rate



Source: GCC Fact Book, Volume 1-16; Banner

First-time, full-time degree-seeking students in the Fall semester who graduate within *three years* if enrolled in an associate's degree program or within one-and-a-half years if enrolled in a certificate program.



Institution-Set Student Achievement (ISS) Benchmarks

Job Placement Rate

ISS	2013	2014	2015	2016	2017	2018	2019	2020	2021	2022
Benchmark	37%	38%	39%	40%	41%	42%	43%	44%	45%	46%
Aspirational Goal	47%	48%	49%	50%	51%	52%	53%	54%	55%	56%

CAREER PATHWAYS	2013	2014	2015	2016	2017	2018	2019	2020	2021	2022
Architecture and Construction										
Arts, Audiovisual Technology, and Communications						60%	30%			
Business, Management, and Administration						82%	48%	19%	21%	2%
Education and Training		71%	83%	55%	55%	57%	56%	23%	24%	5%
Health Services	50%	78%	64%	24%	50%		50%	24%	24%	8%
Hospitality and Tourism							48%	36%	53%	7%
Information Technology							28%	35%	35%	
Law, Public Safety, and Security	50%		80%			86%	48%	19%	19%	
Marketing, Sales and Services							27%	17%	17%	14%
Science, Technology, Engineering and Math										17%
Transportation, Distribution and Logistics										

Source: GCC Fact Book, Volume 1-16; Banner; ACCJC Annual Report, Graduate Employment Report, August 2014 to February 2022.

*AIER will explore on additional methods and other avenues in an effort to improve survey response.

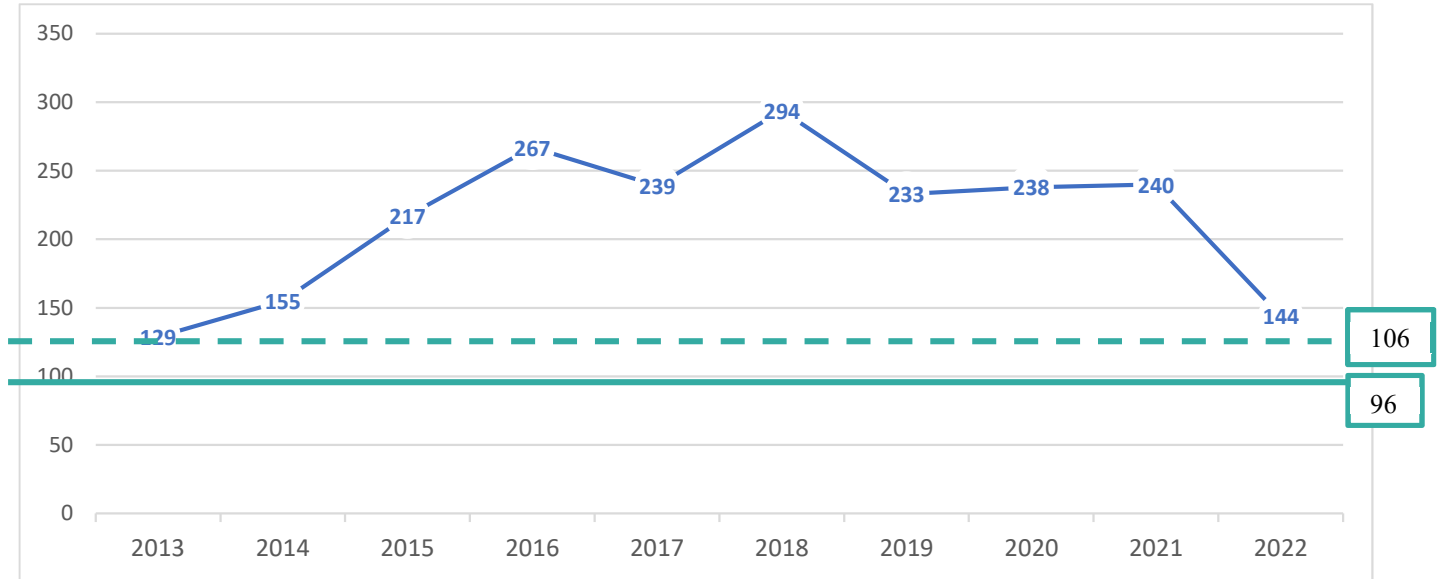
The job placement rate is only reported for career clusters with programs where at least 10 students completed in the designated year and at least 10 students were contacted. The programs that did not fit the two criteria aforementioned are not listed and the grayed-out boxes denote a year in which the two criteria were not met for programs in the career cluster. The job placement rate for each designated year is as of April in the following year. Career pathways are defined by the U.S. Department of Education as a series of connected support services, education, and training programs that enable individuals to secure employment within a specific industry or occupational sector and to advance over time to successively higher levels of education or employment in that sector.

Institution-Set Student Achievement (ISS) Benchmarks

LEGEND:

Aspirational Goal	-----
Benchmark (Floor)	—————

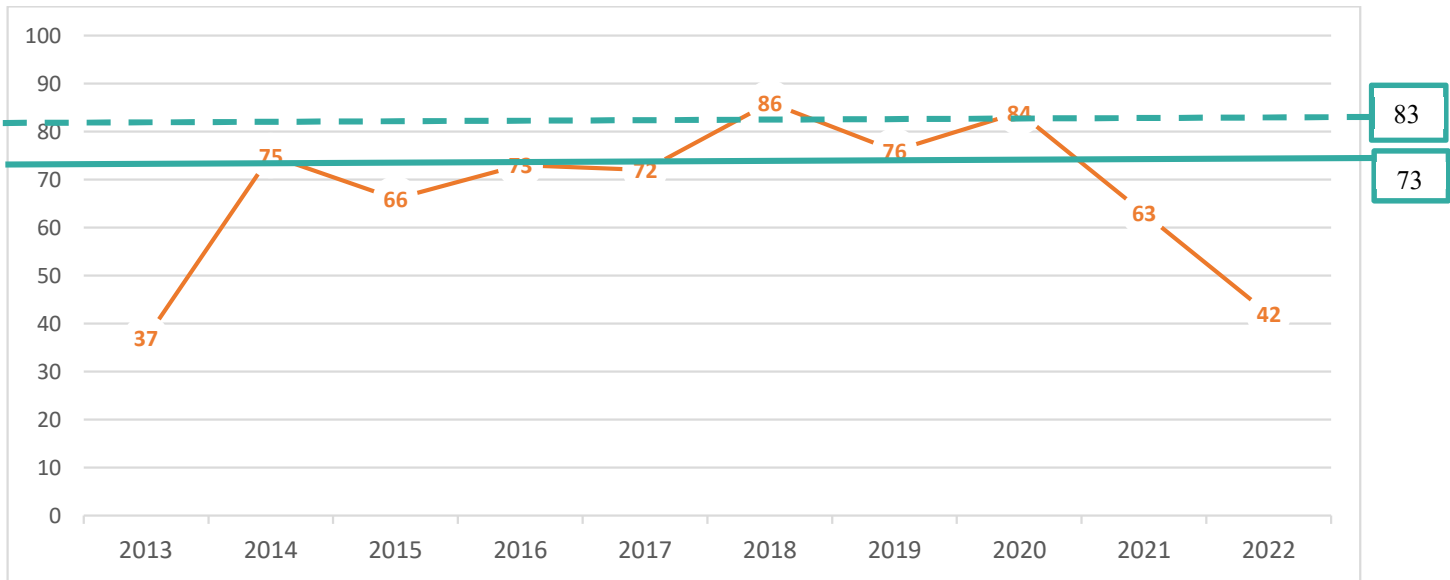
Degree Completion - Postsecondary



2013	2014	2015	2016	2017	2018	2019	2020	2021	2022
129	155	217	267	239	294	233	238	240	144

The number of Associate of Arts and Associate of Science Degrees that were awarded during the academic year.

Certificate Completion - Postsecondary



2013	2014	2015	2016	2017	2018	2019	2020	2021	2022
37	75	66	73	72	86	76	84	63	42

Source: GCC Fact Book, Volume 1-15; Banner, Argos

The number of Certificates that were awarded during the academic year.

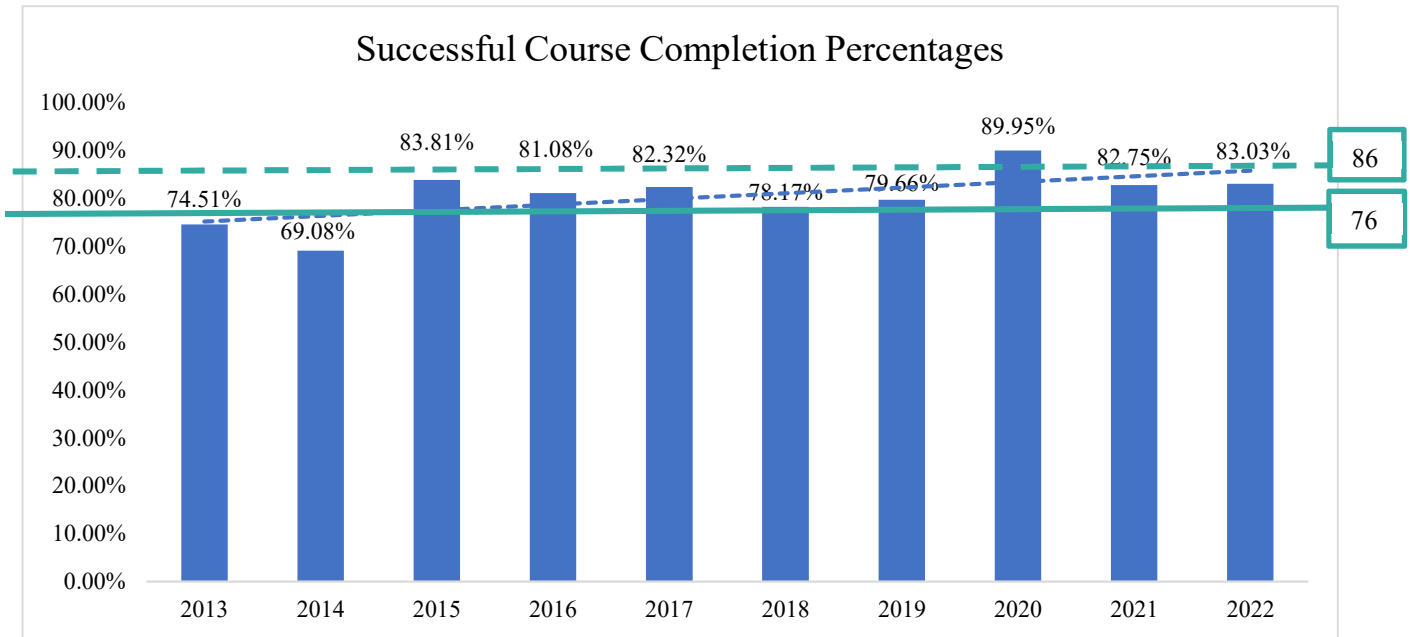
Institution-Set Student Achievement (ISS) Benchmarks

LEGEND:

Aspirational Goal -----

Benchmark (Floor) _____

Student Course Completion Benchmark



	<i>Total Successful Outcomes</i>	<i>Total Registrations</i>	<i>Successful Course Completion Percentages</i>
2013	6046	8114	74.51%
2014	5821	8426	69.08%
2015	6032	7197	83.81%
2016	5852	7218	81.08%
2017	5623	6831	82.32%
2018	3885	4970	78.17%
2019	3772	4735	79.66%
2020	5820	6470	89.95%
2021	4297	5193	82.75%
2022	4314	5196	83.03%

Source: GCC Fact Book, Volume 1-16; Banner, Argos

The percentage of students who successfully passed courses out of the total number of courses that were taken during the Fall semester of each year. The course completion rate included both credit and non-credit courses.

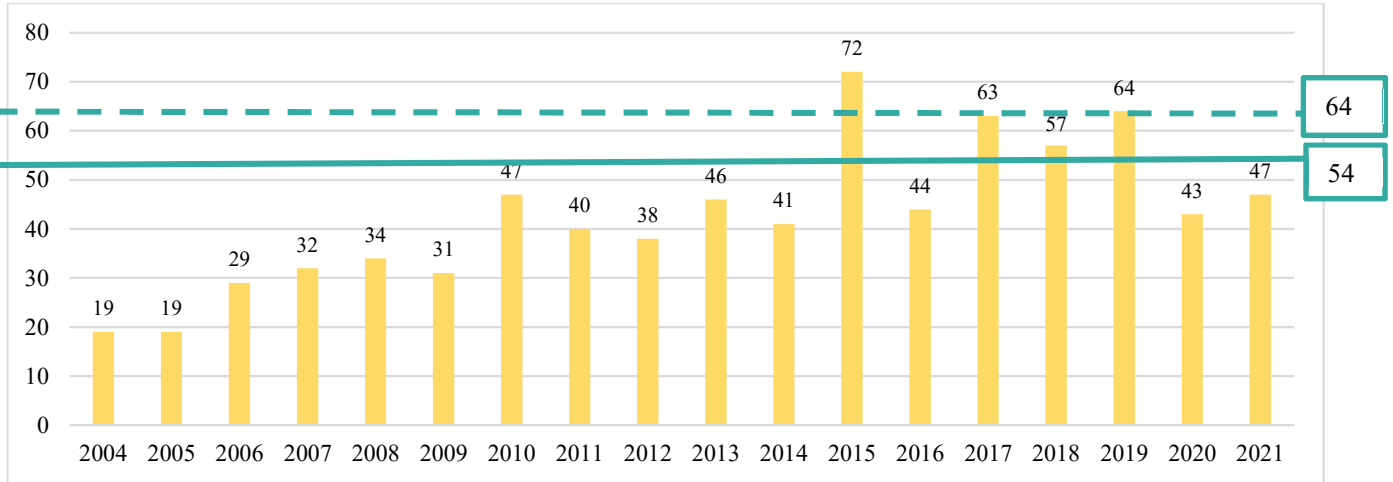
Institution-Set Student Achievement (ISS) Benchmarks

LEGEND:

Aspirational Goal -----
 Benchmark (Floor) _____

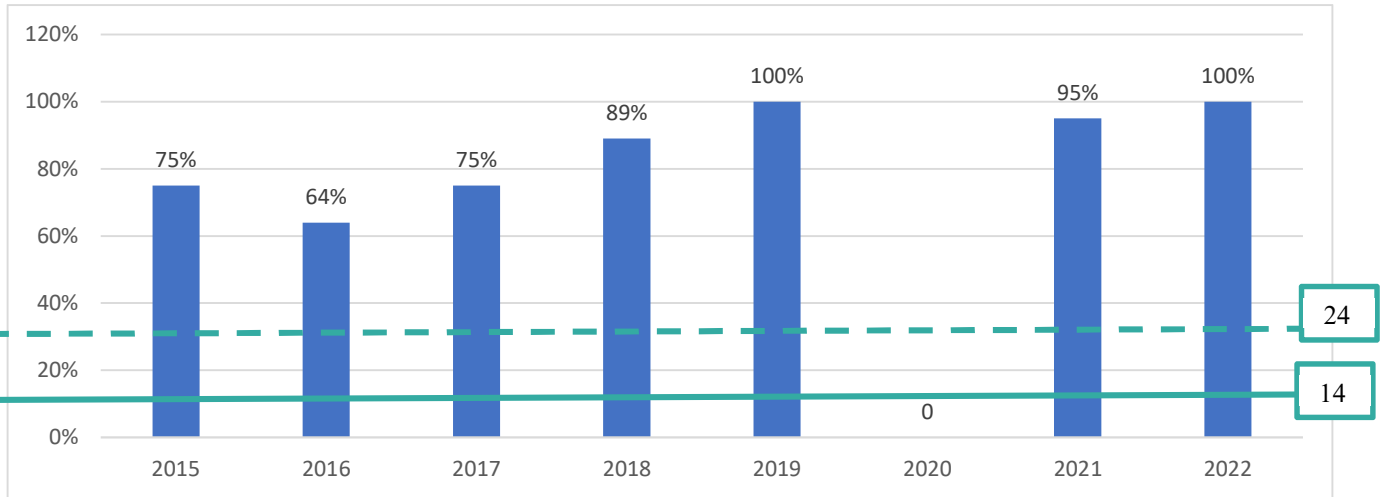
Transfer Students from GCC to UOG (Fall Trends)

The chart below reflects the number of students who transferred from GCC to University of Guam (UOG), a four-year institution that has existing articulation agreements for General Education courses, non-General Education courses, and several degree programs in their entirety, with GCC.



*Transfers have been updated to reflect corrected information from the University of Guam. SOURCE: UOG Factbook AY2020-21

Licensure Pass Rate



Source: GCC Fact Book, Volume 1-16; Banner

*The Certificate in Practical Nursing program was put on hold for Academic Year 17/18 and no students were accepted into the program. Thereafter, the AS in Practical Nursing was approved through the subchange process and was first offered in the Fall 2019 semester. This number reflects 3 of 3 students who took and passed the Certified Nurse Assistant (CNA) exams and are now licensed CNAs.

** Due to the Coronavirus (COVID-19) Pandemic, there were no licensure examinations in 2020.

The licensure pass rate is the percentage of students who passed a licensure exam. The licensure pass rate for graduates only includes programs for which students must pass an exam in order to work in their field of study.