


Reading Plan Project



Grade 2

Standards: Know and apply grade level phonics and word analysis skills in decoding words.

- A. Use knowledge that every syllable must have a vowel sound to determine the number of syllables in a printed word.
- B. Recognize and read grade- appropriate irregularly spelled words.
- C. Know final -e and common vowel team conventions for representing long vowel sounds.

I Can Statements:

- I can read second grade words
- I can spell second grade word
- I can read simple words accurately
- I can answer questions about a story I read.

Day 1: Phonics- practice sounds and blending these words. Mark the words you can read. Work daily on the words you still need help with.

o	a	u	e	i	Main word	Added -ed	Say the syllables and read the word.
old	lazy	huff	seek	time	puff	puffed	<u>l</u> ittle
down	all	puff	let	pig	huff	huffed	<u>f</u> irst
not	day	but	eat	chin	work	worked	<u>s</u> econd
door	paws	up	rest	little	play	played	<u>p</u> igs
wolf	lane	supper	greedy	bit			<u>d</u> ance
blow	fast	sturdy	the	sticks			

Day 1: Sight Words- practice these words. The words will be in the story you will be reading. Underline the words you need more practice with. Practice daily.

fortunes	together	around
world	answered	boil
built	continue	scalding

How many words could you read quickly?

Day 1: Spelling: write two times each.

/10

harder			three		
little			eat		
pig			water		
dinner			fire		
world			large		
brick			cover		
house			sticks		
fast			door		

Book Story: The Three Little Pigs


Author: Flora Annie Steel

Illustrated by: L. Leslie Brooke

Publishing Year: 1904

Once upon a time there was an old mother pig who had three little pigs and not enough food to feed them. So when they were old enough, she sent them out into the world to seek their fortunes.

The first little pig was very lazy. He didn't want to work at all and he built his house out of straw. The second little pig worked a little bit harder but he was somewhat lazy too and he built his house out of sticks. Then, they sang and danced and played together the rest of the day.



The third little pig worked hard all day and built his house with bricks. It was sturdy house complete with a fine fireplace and chimney. It looked like it could withstand the strongest winds.

The next day, a wolf happened to pass by the lane where the three little pigs lived; and he saw the straw house, and smelled the pig inside. He thought pig would make a mighty fine meal and his mouth began to water.

So he knocked out on the door and said:

“Little pig! Little pig! Let me in! Let me in!”

But the little pig saw the wolf’s big paws through the keyhole, so he answered back:

“No! No! No! Not by the hairs on my chinny chin chin!”

Then the wolf showed his teeth and said:

“Then I’ll huff and I’ll puff and I’ll blow your house down”

So he huffed and he puffed and he blew the house down! The wolf opened his jaws very wide and bit down as hard as he could, but the first little pig escaped and ran away to hide with the second little pig.

The wolf continued down the lane and he passed by the second house made of sticks; and he saw the house, and he smelled the pigs inside, and his mouth began to water as he thought about the fine dinner they would make.

So he knocked on the door and said:

“Little pigs! Little pigs”

“Let me in! Let me in!”

No! No! No!

Not by the hairs on our chinny chin chin!



So the wolf showed his teeth and said:


Then I'll huff

and I'll puff

and I'll blow your house down!

So he huffed and he puffed and he blew the house down! The wolf was greedy and he tried to catch both pigs at once, but he was too greedy and got neither! His big jaws clamped down on nothing but air and the two little pigs scrambled away as fast as their little hooves would carry them.

The wolf chased them down the lane and he almost caught them. But they made it to the brick house and slammed the door closed before the wolf could catch them. The three little pigs they were very frightened, they knew the wolf wanted to eat them. And that was very, very true. The wolf hadn't eaten all day and he had worked up a large appetite chasing the pigs around and now he could smell all three of them inside and he knew that the three little pigs would make a lovely feast.



So the wolf knocked on the door and said:

Little pigs! Little pigs! Let me in! Let me in!

But the little pigs saw the wolf's narrow eyes through the keyhole, so they answered back:

No! No! No! Not by the hairs on our chinny chin chin!

So the wolf showed his teeth and said:

Then I'll huff and I'll puff and I'll blow your house down.

Well! he huffed and he puffed. He puffed and he huffed. And he huffed, huffed, and he puffed, puffed; but he could not blow the house down. At last, he was so out of breath that he couldn't huff and he couldn't puff anymore. So he stopped to rest and thought a bit.

But this was too much. The wolf danced about with rage and swore he would come down the chimney and eat up the little pig for his supper. But while he was climbing on to the roof the little pig made up a blazing fire and put on a big pot full of water to boil. Then, just as the wolf was coming down the chimney, the little piggy pulled off the lid, and plop! in fell the wolf into the scalding water.



So the little piggy put on the cover again, boiled the wolf up, and the three little pigs ate him for supper.



Comprehension: Read the questions. Circle the correct answer

/3

1. What is the title of this book?



1. Who wants to eat the three pigs?



dinosaur



snake



wolf

1. What does the third little pig house built of ?



bricks



straw



sticks

Day 2: Phonics- practice sounds and blending these words. Mark the words you can read. Work daily on the words you still need help with.

o	a	e	i	u
once	want	were	his	upon
food	straw	sent	it	put
out	catch	next	winds	
too	last	they	in	

ou
<u>ou</u> t
th <u>ou</u> ght
<u>cou</u> ldn't
<u>cou</u> ld

Say the
syllables and
read the word.

water

closed

sticks

worked

Day 3: Phonics- practice the sounds.

Blend each sound. Write the word for each picture..

house

straw

sticks

bricks



pig

wolf

mouth

door


eat



Day 4 Writing: Write your answer 3-5 sentences regarding to the story.

/15

The Three Little Pigs



If you were the pig, what would you build your house with

Day 4: Spelling/ writing : Write a sentence for each word.

/15

House	
Pigs	
Wolf	
Eat	
Little	

Day 5: Nouns- nouns are people, places, or things. Name the place for these nouns. Type in the box /8



Church


House

Pig

wolf



Day 5: Nouns- nouns are people, places, or things. Name the place for these nouns. Type in the box



Chicken

Mother





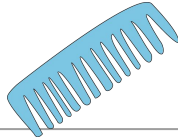










Father

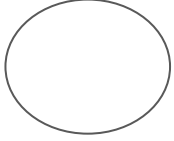
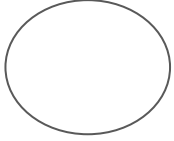
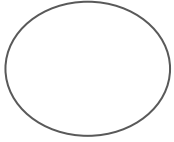
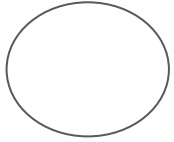
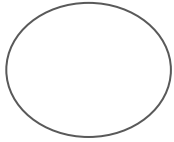
Playground



Day 5: Nouns-nouns are people, places, or things. Circle all the common nouns that are found in these places.



/10

School			
Flower			
Pig			
Grandmother			
Shoes			



Phonics : Draw a line to connect the image with the words they match.

/5



Wolf



Chair



Pig



Brick wall



House

Assessment: Check-up for the week- Check the box the best describes your experience this week

	Easy!	Just right!	Too Hard!
Writing			
Nouns			



Assessment

	1 <ul style="list-style-type: none">● Need help	2 <ul style="list-style-type: none">● Need help a little bit	3 <ul style="list-style-type: none">● Do not need help
Reading	Student cannot read	Student can somewhat read	Student can read
Writing	Student does not write right to left, top to bottom and does not spaces correctly between letters and word	Student somewhat write right to left, top to bottom and somewhat spaces correctly between letters and word	Student write right to left, top to bottom and spaces correctly between letters and word
Vocabulary	Student does not recognize vocabulary	Student somewhat recognize vocabulary	Student recognize vocabulary