



Learning Center

ED231-01

GUAM RANCHES

1ST GRADE.

Activity 1 & 2

- MIX & MATCH

Score

	5
--	---

01-03-04-016-s

Name: _____
Date: _____

Subject: Year 1 Science
Sheet: Light and dark

Light and Dark - Shadow Matching

Draw a line between each farm animal and its shadow. Look at the curves and angles in the outline of each colour picture.

































© Primary Leap Ltd. 2017

www.primaryleap.co.uk - Primary Resources


- Complete the pattern

Farm Animal Patterns 2

Complete the pattern by drawing the picture in the box.

1.						
2.						
3.						
4.						
5.						
6.						

© www.ActivityVillage.co.uk - Keeping Kids Busy




Activity 3 & 4


- Word Bank


At the Farm


Read the words in the word box.
Read each sentence.
Fill in the blank with a word from the word box to complete each sentence.


pigs made barn went grew

I _____ to the farm. 

 I fed the _____.

A horse was in
the _____. 

 The farmer _____ corn.







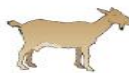

The kittens _____
me laugh. 

- Fill in the blank

Name _____

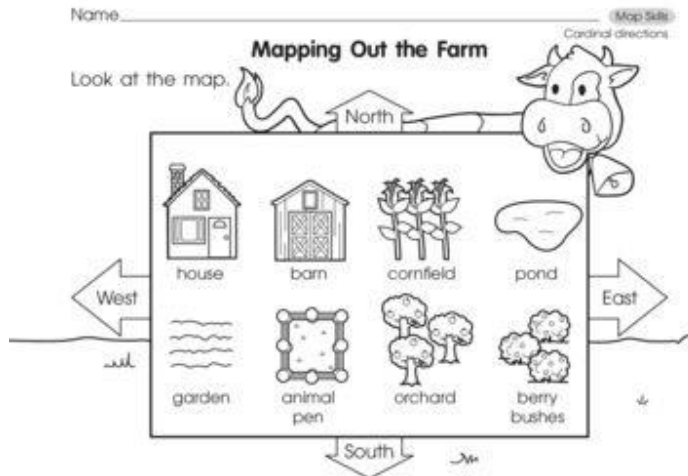
Farm Animals - Missing Vowels

Look at each picture of a farm animal and fill in the missing vowels for each farm animal.

 c__w	 h__rs__
 p__g	 d__ck
 ch__ck__n	 sh__p
 g__t	 r__st__r

Farm Animals Worksheets | © Copyright AllKidsNetwork.com | www.allkidsnetwork.com

- Follow the directions on the Map.



Follow the directions.

1. Find the house. Find the place that is **east** of the house.
Color it red.
2. Find the cornfield. Find the place that is **south** of the cornfield.
Color it green.
3. Find the garden. Find the place that is **north** of the garden.
Color it blue.
4. Find the pond. Find the place that is **west** of the pond.
Color it yellow.
5. Find the garden. Find the place that is **east** of the garden.
Color it brown.

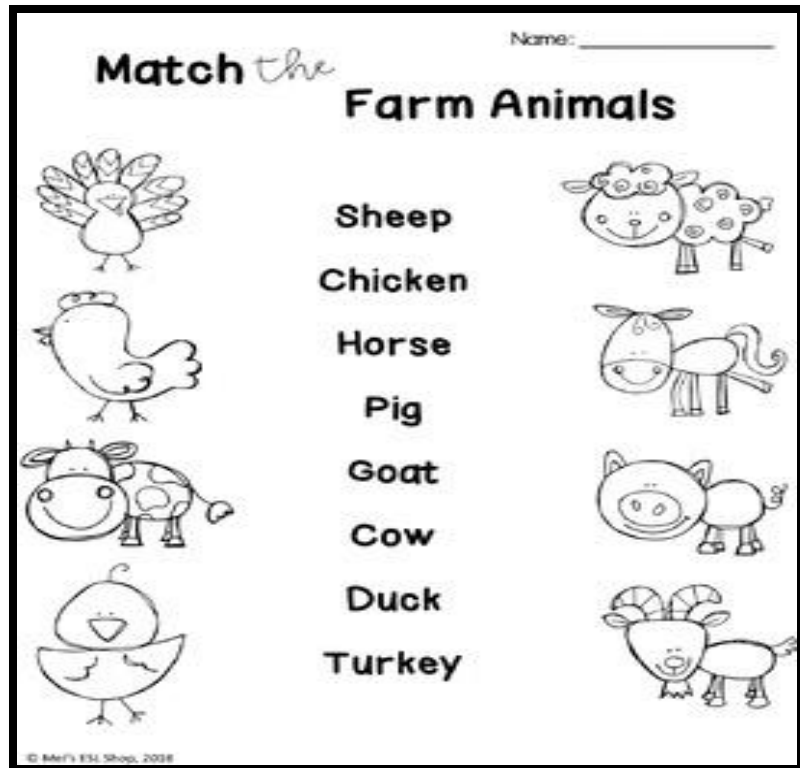
Bonus Box: Draw a black X on the place that is north of the berry bushes.

- Multiple Choice

1. What would a ranch have?
 - a. Monkeys
 - b. Pigs
 - c. Spaceships
2. What is used to grow crops?
 - a. Water
 - b. Sunglasses
 - c. Rope
3. What types of crops would you grow?

Activity 7 & 8

- PICTURES AND WORDS SORT OUT



- Questionnaire

1. What can you do with a shovel in a ranch?
2. What kind of animal would you like to raise in your ranch?

Activity 9 & 10

- Students will draw out their version of a Ranch and their home they are staying in.

RANCH

MY HOME

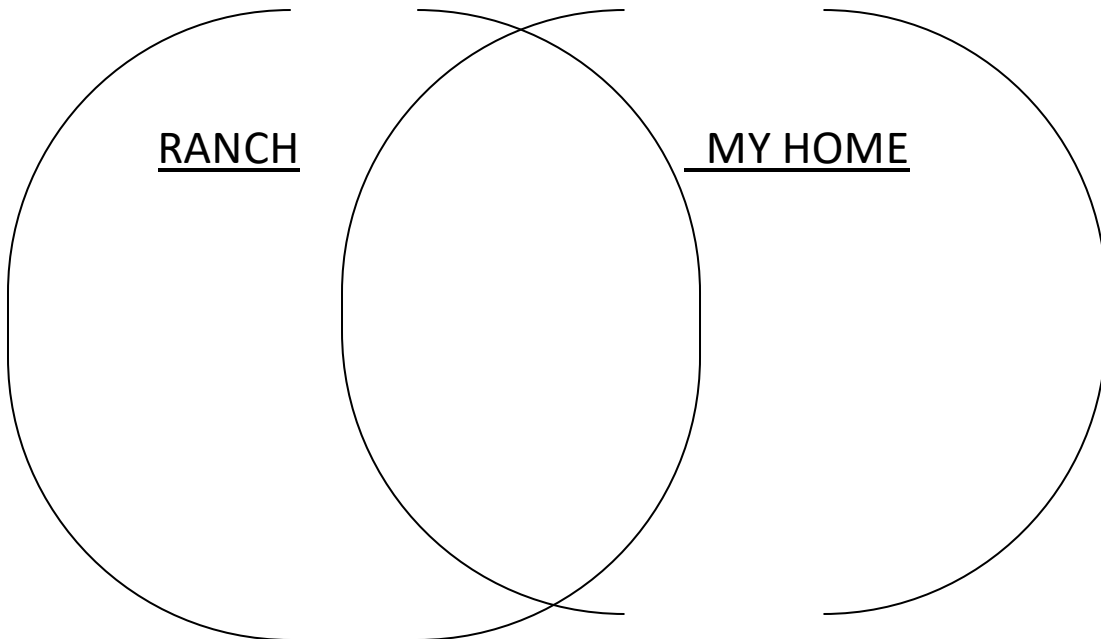
- What will be good for your home and for your Ranch during a Typhoon? Write them down.

RANCH

MY HOME

Activity 11 & 12

- Compare & Contrast with things that are in a Ranch versus a concrete home.



- OPINION WRITING
- WRITE ABOUT WHY YOU LIKE A RANCH OR YOUR HOME.

I like _____
Because _____

Blue Blocks	Orange Blocks	Red Blocks	Green Blocks
TOTAL	TOTAL	TOTAL	TOTAL



Blue Blocks	Orange Blocks	Red Blocks	Green Blocks
TOTAL	TOTAL	TOTAL	TOTAL