

## DATA EXTRACT #4

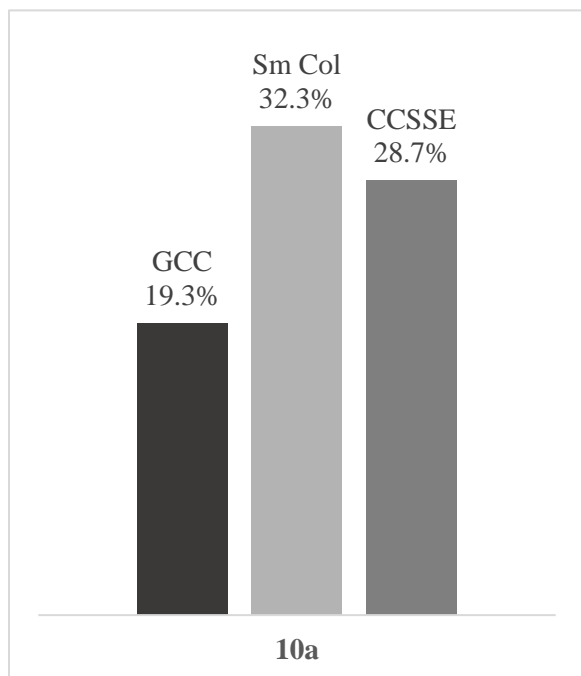
### (Meaningful Data for the GCC Board)

#### *Community College Survey of Student Engagement*

#### Aspects of Lowest Student Engagement<sup>1</sup>

##### 2016 CCSSE Cohort Student Respondent Profile

- Three-year cohort (2014, 2015 and 2016 respondent data)
- Includes 701 institutions
  - 326 Small Colleges (<4,500 students)
- Nationwide survey
  - 46 states
  - 3 Canadian provinces
  - Guam, Micronesia, Marshall Islands
- Over 425,000 student respondents

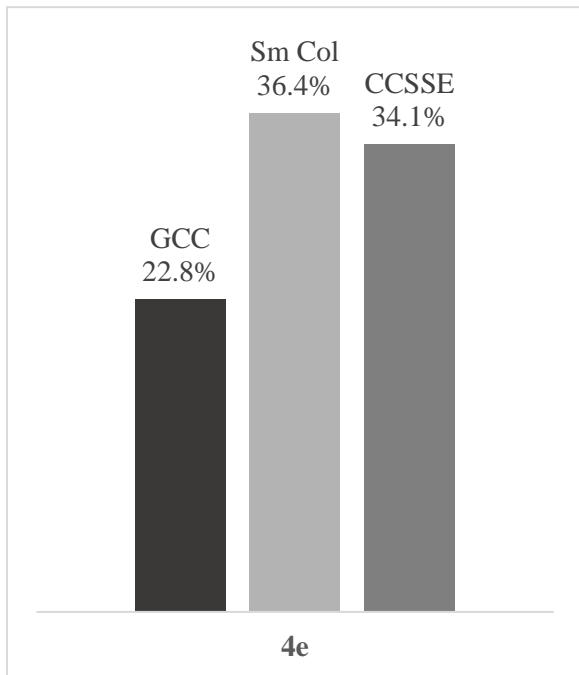


**Item 10:** About how many hours do you spend in a typical 7-day week doing each of the following?

**10a.** Preparing for class (studying, reading, writing, rehearsing, doing homework, or other activities related to your program)

	GCC	Small Colleges	2016 Cohort
None	1.1%	1.8%	1.6%
1-5 hours	49.6%	39.0%	39.5%
6-10 hours	30.0%	29.5%	30.2%
11-20 hours	11.9%	18.5%	18.4%
21-30 hours	4.2%	7.0%	6.7%
More than 30 hours	3.1%	4.2%	3.7%
Total	n=542	n=133,273	n=425,154

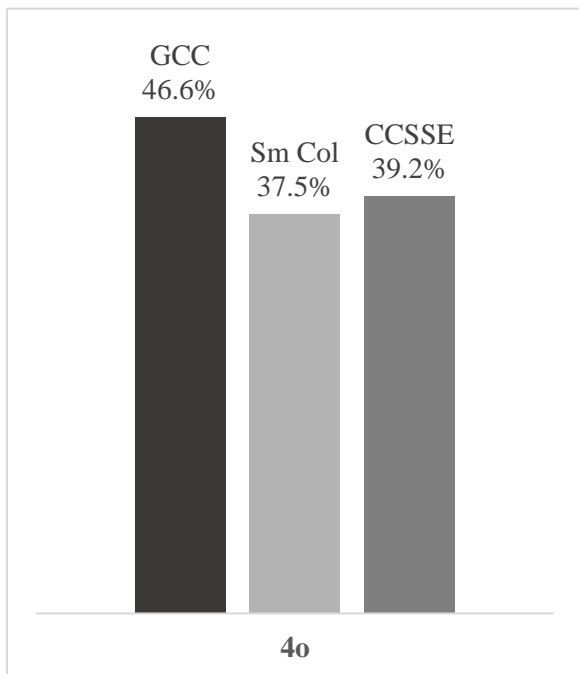
<sup>1</sup> The three (of five) aspects of lowest student engagement were extracted from the CCSSE 2016 Key Findings for GCC report produced by the Center for Community College Student Engagement. The three (of five) items represent the largest differences between the mean scores of the 2016 CCSSE Cohort and GCC.



**Item 4:** In your experiences at this college during the current school year, about how often have you done each of the following?

**4e.** Came to class without completing readings or assignments

	GCC	Small Colleges	2016 Cohort
Never	22.8%	36.4%	34.1%
Sometimes	58.5%	51.0%	52.4%
Often	15.0%	8.9%	9.6%
Very often	3.7%	3.7%	3.9%
Total	n=548	n=134,566	n=429,365



**Item 4:** In your experiences at this college during the current school year, about how often have you done each of the following?

**4o.** Received prompt feedback (written or oral) from instructors on your performance

	GCC	Small Colleges	2016 Cohort
Never	9.1%	6.2%	7.0%
Sometimes	37.5%	31.3%	32.2%
Often	35.7%	40.0%	39.2%
Very often	17.7%	22.4%	21.6%
Total	n=549	n=134,447	n=429,061