

Institution: Guam Community College (240745)

User ID: P2407451

Overview

IPEDS Student Financial Aid Component Overview

Public Academic Reporters

Welcome to the Student Financial Aid (SFA) component of the U.S. Department of Education's Integrated Postsecondary Education Data System (IPEDS). The purpose of the SFA component is to collect information about financial aid provided to various groups of undergraduate students at your institution.

Changes to This Year's SFA Component

- Only one year of data will be collected for existing institutions. New institutions will need to report multiple years of data. Changes to prior years of data must be made in the Prior Year Revision System.
- SFA is now part of the Winter collection. The Winter collection will close for keyholders on February 6, 2013.
- In Part E (data for Group 4), Column 2 has been revised for clarity. It now more clearly matches with the data in Column 3.

Data Reporting Reminders

Groups

Throughout this component, you will be asked to report information for different groups of students.

- **Group 1:** All undergraduate students
- **Group 2:** Of Group 1, full-time, first-time degree/certificate-seeking students
- **Group 3:** Of Group 2, students who paid the in-state/in-district tuition rate and were awarded any grant/scholarship aid from the federal government, state/local government, or the institution
- **Group 4:** Of Group 2, students who paid the in-state/in-district tuition rate and were awarded any Title IV federal student aid

Consult the instructions and screens to make sure you are reporting the correct aid amounts for the correct groups of students.

College Affordability and Transparency Lists

Net price amounts calculated in SFA will be used to populate the Department's College Affordability and Transparency lists.

Interactive Edits and Error Messages

SFA contains interactive edits that will check for blank fields, invalid values, or values that fall outside expected ranges. Some error messages will require you to confirm or explain the values that you entered. Some error messages are fatal and will require you to contact the IPEDS Help Desk at 1-877-225-2568 for resolution.

Context Boxes

You will find optional text boxes throughout SFA. Context boxes allow you to provide more information about the data you enter. Some of these context boxes may be made available to the public on College Navigator, so make sure that the information you enter can be understood easily by students, parents, and the general public.

Resources

To download the survey materials for this component: [Survey Materials](#)

To access your prior year data submission for this component: [Reported Data](#)


If you have questions about completing this component, please contact the **IPEDS Help Desk at 1-877-225-2568**.

Part A

Part A - Establish Your Groups

Part A establishes the number of students in various groups. Note that the numbers on this screen will be carried forward to other parts of the Student Financial Aid component.

In the fields below, report the number of students in each of the following groups.

	 Fall 2011	YOUR PRIOR YEAR DATA
		Fall 2010
01. Group 1 All undergraduate students	<input type="text" value="2,553"/>	2,464
02. Group 2 Of those in Group 1, those who are full-time, first-time degree/certificate-seeking	<input type="text" value="229"/>	245
02a. Of those in Group 2, those who were awarded any Federal Work Study, loans to students, or grant or scholarship aid from the federal government, state/local government, the institution, or other sources known to the institution	<input type="text" value="204"/>	213
02b. Of those in Group 2, those who were awarded any loans to students or grant or scholarship aid from the federal government, state/local government, or the institution	<input type="text" value="204"/>	213
03. Group 3 Of those in Group 2, those who paid the in-state or in-district tuition rate and were awarded grant or scholarship aid from the federal government, state/local government, or the institution	<input type="text" value="200"/>	205
04. Group 4 Of those in Group 2, those who paid the in-state or in-district tuition rate and were awarded any Title IV federal student aid	<input type="text" value="200"/>	205

Part B

Part B - Enter Information About Group 1


Part B includes information about Group 1. Group 1 students are all undergraduate students enrolled in Fall 2011.
For this part, report:

For These Students	The Following Type(s) of Aid	Awarded in This Period
<ul style="list-style-type: none">All undergraduate students enrolled in Fall 2011	<ul style="list-style-type: none">Grant or scholarship aid from the federal governmentGrant or scholarship aid from state/local governmentGrant or scholarship aid from the institutionGrant or scholarship aid from other sources known to the institutionLoans to students from the federal government	<ul style="list-style-type: none">Any time during academic year 2011-12

In the fields below, report the number of Group 1 students and the total amount of aid awarded to these students for each type of aid.

Information from Part A:	Fall 2011
Group 1 All undergraduate students (This number is carried forward from Part A, Line 01.)	2,553

Aid Type	2011-12			
	Number of Group 1 students who were awarded aid	Percentage of Group 1 students who were awarded aid	Total amount of aid awarded to Group 1 students	Average amount of aid awarded to Group 1 students
01. Grant or scholarship aid from the federal government, state/local government, the institution, and other sources known to the institution	<input type="text" value="1,601"/>	63	<input type="text" value="4,904,099"/>	3,063
02. Pell grants	<input type="text" value="1,601"/>	63	<input type="text" value="4,904,099"/>	3,063
03. Federal student loans	<input type="text" value="0"/>	0	<input type="text" value="0"/>	

 You may use the space below to provide context for data you've reported above. These context notes may be posted on the College Navigator website and should be written to be understood by students and parents.

Part C, Page 1

Part C, Page 1 - Enter Information about Group 2

Part C includes information about Group 2. Group 2 students are all full-time, first-time degree/certificate-seeking undergraduate students enrolled in Fall 2011.

In the fields below, report the number of Group 2 students paying in-district, in-state, and out-of-state tuition rates. If your institution does not offer different rates, report all students as paying in-state tuition rates.

Information from Part A:		Fall 2011		229
Group 2				
Full-time, first-time degree/certificate-seeking undergraduates				
(This number is carried forward from Part A, Line 02)				
Group 2 students:				YOUR PRIOR YEAR DATA
		Fall 2011		Fall 2010
		Number of Group 2 students	Percentage of Group 2 students	Percentage of Group 2 students
01. 01a.	<u>paying in-district tuition rates</u>	<input type="text" value="200"/>	87	95
01b.	<u>paying in-state tuition rates</u>	<input type="text" value="0"/>	0	0
01c.	<u>paying out-of-state tuition rates</u>	<input type="text" value="4"/>	2	4
01d.	Unknown (calculated value) This value is calculated using the following formula: [A02-(C01a+C01b+C01c)]	25	11	1

Part C, Page 2

Part C, Page 2 - Enter Information about Group 2

Part C includes financial aid information about Group 2. Group 2 students are all full-time, first-time degree/certificate-seeking undergraduate students enrolled in Fall 2011.

For this part, report:


For These Students	The Following Type(s) of Aid	Awarded in This Period
<ul style="list-style-type: none"> Full-time, first-time degree/certificate-seeking undergraduate students enrolled in Fall 2011 	<ul style="list-style-type: none"> Grant or scholarship aid from the federal government Grant or scholarship aid from state/local government Grant or scholarship aid from the institution Loans to students from the federal government and from other sources, including private or other loans Do <u>not</u> include grant or scholarship aid from private or other sources Do <u>not</u> include PLUS loans or loans made to anyone other than the student 	<ul style="list-style-type: none"> Any time during academic year 2011-12 For program reporters, this is the aid year period from July 1, 2011 through June 30, 2012.

In the fields below, report the number of Group 2 students and the total amount of aid awarded to these students for each type of aid. Enter unduplicated student counts within a category (e.g., Pell grants). However, a student can appear in more than one aid category.

Information from Part A:	Fall 2011
Group 2 Full-time, first-time degree/certificate-seeking undergraduates (This number is carried forward from Part A, Line 02)	229
Group 2a Of those in Group 2, those who were awarded any Federal Work Study, loans to students, or grant or scholarship aid from the federal government, state/local government, the institution, or other sources known to the institution (This number is carried forward from Part A, Line 02a)	204
Group 2b Of those in Group 2, those who were awarded any loans to students or grant or scholarship aid from the federal government, state/local government, or the institution (This number is carried forward from Part A, Line 02b)	204
Group 3	200

Of those in Group 2, those who were awarded grant or scholarship aid from the federal government, state/local government, or the institution

Aid Type						YOUR PRIOR YEAR DATA
	Fall 2011					Fall 2010
	Number of Group 2 students who were awarded aid	Percentage of Group 2 students who were awarded aid	Total amount of aid awarded to Group 2 students	Average amount of aid awarded to Group 2 students	Average amount of aid awarded to Group 2 students	
01. Grants or scholarships from the federal government, state/local government, or the institution	204	89	818,998	4,015	4,803	
02. Federal grants	204	89	818,998	4,015	4,803	
02a. Pell grants	204	89	803,296	3,938	4,710	
02b. Other federal grants	25	11	15,702	628	824	
03. State/local government grants or scholarships (grants/scholarships/waivers)	0	0	0			
04. Institutional grants or scholarships (scholarships/fellowships)	0	0	0			
05. Loans to students	0	0	0			
05a. Federal loans	0	0	0			
05b. Other loans (including private loans)	0	0	0			

 You may use the space below to provide context for the data you've reported above. These context notes may be posted on the College Navigator website and should be written to be understood by students and parents. For example, institutions may report here other sources of private aid not included in the categories above.

Part D

Part D - Enter Information about Group 3


Part D includes financial aid information about Group 3. Group 3 students are all full-time, first-time degree/certificate-seeking undergraduate students enrolled in Fall 2011 who paid the in-state or in-district tuition rate and were awarded grant or scholarship aid from the following sources: the federal government, state/local government, or the institution. The information you report in this part will be used in Part F to calculate average institutional net price.

For this part report:

For These Students	The Following Type(s) of Aid	Awarded in This Period
<ul style="list-style-type: none"> Full-time, first-time degree/certificate-seeking undergraduate students enrolled in Fall 2011 who paid the in-state or in-district tuition rate and were awarded grant or scholarship aid from the following sources: the federal government, state/local government, or the institution Do <u>not</u> include students who were awarded only grant or scholarship aid from private or other sources, or students who were awarded only non-grant aid 	<ul style="list-style-type: none"> Grant or scholarship aid from the federal government Grant or scholarship aid from state/local government Grant or scholarship aid from the institution Do <u>not</u> include grant or scholarship aid from private or other sources 	<ul style="list-style-type: none"> Any time during academic year 2011-12

In the fields below, report the number of Group 3 students with each type of living arrangement and the total amount of grant or scholarship aid from the federal government, state/local government, or the institution awarded to these students.

Information from Part A:		2011-2012	YOUR PRIOR YEAR DATA 2010-2011	YOUR PRIOR YEAR DATA 2009-2010
Group 3 Full-time, first-time degree/certificate-seeking undergraduate students who paid the in-state or in-district tuition rate and were awarded grant or scholarship aid from the following sources: the federal government, state/local government, or the institution (This number is carried forward from Part A, Line 03)		200	205	126
01.	Report the number of Group 3 students with the following living arrangements:	2011-12	YOUR PRIOR YEAR DATA 2010-11	YOUR PRIOR YEAR DATA 2009-10
01b.	Off-campus (with family)	<input type="text" value="127"/>	136	77
01c.	Off-campus (not with family)		69	49

			<div>73</div>		
	01d.	Unknown (calculated) This value is calculated using the following formula: [A03-(D01a+D01b+D01c)]	0	0	0
02.	Report the total amount of grant or scholarship aid from the federal government, state/local government, or the institution awarded to Group 3 students		<div>788,551</div>	966,696	565,541
03.	Average grant or scholarship aid from the federal government, state/local government, or the institution awarded to Group 3 students (calculated value). This value is calculated using the following formula: [D02/A03]		<div> 3,943</div>	4,716	4,488
You may use the space below to provide context for the data you've reported above.					
<div></div>					

Part E

Part E – Enter Information about Group 4

Part E includes financial aid information about Group 4. Group 4 students are all full-time, first-time degree/certificate-seeking undergraduate students enrolled in Fall 2011 who paid the in-state or in-district tuition rate and were awarded any Title IV federal student aid, including federal grants or federal student loans. The information you report in this part will be used in Part G to calculate average institutional net price by income level.

For this part, report:

For These Students	The Following Type(s) of Aid	Awarded in This Period
• Full-time, first-time degree/certificate-seeking undergraduate students enrolled in Fall 2011 who paid the in-state or in-district tuition rate and were awarded any Title IV federal student aid	<ul style="list-style-type: none"> Grant or scholarship aid from the federal government Grant or scholarship aid from state/local government Grant or scholarship aid from the institution Do <u>not</u> include grant or scholarship aid from private or other sources Do <u>not</u> include loan amounts Do <u>not</u> include Federal Work Study amounts 	<ul style="list-style-type: none"> Any time during academic year 2011-12

In the fields below, report the number of Group 4 students with each type of living arrangement and the total amount of grant or scholarship aid from the federal government, state/local government, or the institution awarded to these students by income level.

Information from Part A:		2011-12	2010-11	2009-10
Group 4		200	205	126
Full-time, first-time degree/certificate-seeking undergraduate students who paid the in-state or in-district tuition rate and were awarded any Title IV federal student aid				
(This number is carried forward from Part A, Line 04)				
01.	Report the number of Group 4 students with the following living arrangements:	2011-12	YOUR PRIOR YEAR DATA	YOUR PRIOR YEAR DATA
			2010-11	2009-10
01b.	<u>Off-campus (with family)</u>	<input type="text" value="127"/>	136	77
01c.	<u>Off-campus (not with family)</u>	<input type="text" value="73"/>	69	49
01d.	Unknown (calculated) This value is calculated using the formula: [A04-(E01a+E01b+E01c)]	0	0	0
		2011-12		
	Number of Group 4 students who were awarded any Title IV aid	Number of Group 4 students who were awarded any grant or scholarship aid from the following sources: the federal government, state/local government, or the institution	Total amount of grant or scholarship aid awarded to Group 4 students from the following sources: the federal government, state/local government, or the institution	

Part F

Part F – Net Price Calculation for Group 3

The following net price calculation is based on information that your institution reported in the Institutional Characteristics component and the Student Financial Aid component. For more information about the data your institution reported in the Institutional Characteristics component, please contact your institution's IPEDS Keyholder.

		2011-12	YOUR PRIOR YEAR DATA 2010-11	YOUR PRIOR YEAR DATA 2009-10
Components of cost of attendance				
01.	Published tuition and required fees (lower of in-district or in-state)	3,444	2,932	2,932
02.	Books and supplies	1,200	1,200	1,200
03.	Room and board and other expenses by living arrangement			
03b.	Off-campus (with family)	2,650	2,650	2,650
03c.	Off-campus (not with family)	13,150	13,150	13,150
04.	Number of Group 3 students by living arrangement			
04b.	Off-campus (with family)	127	136	77
04c.	Off-campus (not with family)	73	69	49
04d.	Unknown	0	0	0
05.	Weighted average for room and board and other expenses by living arrangement (excluding unknown values) See instructions for the formula for this calculation	6,483	6,184	6,733
06.	Total cost of attendance This value is calculated using the following formula: [F01+F02+F05]	11,127	10,316	10,865
07.	Average amount of grant or scholarship aid awarded to Group 3 students from the following sources: the federal government, state/local government, and the institution	3,943	4,716	4,488
08.	Average institutional net price for Group 3 students This value is calculated using the following formula: [F06-F07]	7,184	5,600	6,377

As required by the Higher Education Opportunity Act of 2008, these amounts will be posted on the U.S. Department of Education's College Navigator website and used in the U.S. Department of Education's College Affordability and Transparency Lists.


Do you wish to provide additional context notes?

Yes

☐

No

☒

 You may use the space below to provide context for these data. These context notes may be posted on the College Navigator website and should be written to be understood by students and parents.

Part G

Part G – Net Price Calculation for Group 4

The following net price calculation is based on information that your institution reported in the Institutional Characteristics component and the Student Financial Aid component. For more information about the data your institution reported in the Institutional Characteristics component, please contact your institution's IPEDS Keyholder.

		2011-12	YOUR PRIOR YEAR DATA 2010-11	YOUR PRIOR YEAR DATA 2009-10
Components of cost of attendance				
01.	Published tuition and required fees (lower of in-district or in-state)	3,444	2,932	2,932
02.	Books and supplies	1,200	1,200	1,200
03.	Room and board and other expenses by living arrangement			
03b.	Off-campus (with family)	2,650	2,650	2,650
03c.	Off-campus (not with family)	13,150	13,150	13,150
04.	Number of Group 4 students by living arrangement			
04b.	Off-campus (with family)	127	136	77
04c.	Off-campus (not with family)	73	69	49
04d.	Unknown	0	0	0
05.	Weighted average for room and board and other expenses by living arrangement (excluding unknown values) See instructions for the formula for this calculation	6,483	6,184	6,733
06.	Total cost of attendance by income level This value is calculated using the following formula: [G01+G02+G05]	11,127	10,316	10,865
07.	Average amount of grant or scholarship aid awarded to Group 4 students from the following sources: the federal government, state/local government, and the institution	3,943	4,716	4,339
07a.	\$0-30,000	3,977	5,148	4,548
07b.	\$30,001-48,000	4,351	4,288	4,055
07c.	\$48,001-75,000	2,579	3,466	2,907
07d.	\$75,001-110,000	1,388	4,100	
07e.	\$110,001 and more			
08.	Average institutional net price for Group 4 students This value is calculated using the following formula: [G06-G07]			
08a.	\$0-30,000	7,150	5,168	6,317
08b.	\$30,001-48,000	6,776	6,028	6,810
08c.	\$48,001-75,000	8,548	6,850	7,958
08d.	\$75,001-110,000	9,739	6,216	
08e.	\$110,001 and more			

As required by the Higher Education Opportunity Act of 2008, these amounts will be posted on the U.S. Department of Education's College Navigator website.

Do you wish to provide additional context notes?

Yes

☐

No

☒



You may use the space below to provide context for these data. These context notes may be posted on the College Navigator website and should be written to be understood by students and parents.

--

Prepared by

This survey component was prepared by:

<input type="radio"/>	Keyholder	<input checked="" type="radio"/>	SFA Contact	<input type="radio"/>	HR Contact	<input type="radio"/>	Finance Contact	<input type="radio"/>	Other
Name:		<input type="text" value="Micki Lonsdale"/>							
Email:		<input type="text" value="micki.lonsdale@guam"/>							

How long did it take to prepare this survey component?

<input type="text" value="3"/>	hours	<input type="text"/>	minutes
--------------------------------	-------	----------------------	---------

The name of the preparer is being collected so that we can follow up with the appropriate person in the event that there are questions concerning the data. The Keyholder will be copied on all email correspondence to other preparers.
The time it took to prepare this component is being collected so that we can continue to improve our estimate of the reporting burden associated with IPEDS. Please include in your estimate the time it took for you to review instructions, query and search data sources, complete and review the component, and submit the data through the Data Collection System.
Thank you for your assistance.

Summary**IPEDS Student Financial Aid (SFA) Survey Summary**

IPEDS collects important information regarding your institution. All data reported in IPEDS survey components become available in the IPEDS Data Center and appear as aggregated data in various Department of Education reports. Additionally, some of the reported data appears specifically for your institution through the College Navigator website and is included in your institution's Data Feedback Report (DFR). The purpose of this summary is to provide you an opportunity to view some of the data that, when accepted through the IPEDS quality control process, will appear on the College Navigator website and/or your DFR. College Navigator is updated approximately three months after the data collection period closes and Data Feedback Reports will be available through the ExPT and sent to your institution's CEO in November 2013.

Please review your data for accuracy. If you have questions about the data displayed below after reviewing the data reported on the survey screens, please contact the IPEDS Help Desk at: 1-877-225-2568 or ipedshelp@rti.org.

Total grant aid received by all undergraduate students		\$4,904,099
Number of undergraduate students who received a Pell Grant		1,601
Percentage of FTFT students receiving any financial aid		89%
	Percentage of FTFT students receiving grant aid by type	Average amount of grant aid received by type
Total	89%	\$4,015
Federal Government	89%	\$4,015
Pell	89%	\$3,938
Other Federal	11%	\$628
State/Local Government	0%	N/A
Institutional	0%	N/A
	Percentage of FTFT students receiving loans by type	Average amount of loans received by type
Total	0%	N/A
Federal	0%	N/A
Non-federal	0%	N/A
Average net price for FTFT students who receive grant aid		\$7,184
Average net price for FTFT students who receive Title IV federal student aid		
\$0 – 30,000		\$7,150
\$30,001 – 48,000		\$6,776
\$48,001 – 75,000		\$8,548
\$75,001 – 110,000		\$9,739
\$110,001 and more		N/A

Student Financial Aid**Guam Community College (240745)**

Source	Description	Severity	Resolved	Options
Screen: Part B - Enter Information about Group 1				
Screen Entry	The number of students entered for this type of aid means that less than 5% of all undergraduates were awarded this type of aid. Please explain. (Error #7304)	Explanation	Yes	
Reason:	A large portion of the student population had applied and qualified for financial aid based primarily on their income eligibility and zero students reported receipt of federal student loans.			
Related Screens:	Part B - Enter Information about Group 1, Part A - Establish your groups			
Screen: Part C, Page 2 - Enter Information about Group 2				
Screen Entry	The number of students entered for this aid type is expected to be greater than zero for this type of institution. Please fix or contact the IPEDS Help Desk at 1-877-225-2568 if this value is correct. (Error #7316)	Fatal	Yes	
Reason:	Overridden by administrator. No such grants are awarded. JI			
Screen Entry	The average amount of this type of aid awarded to Group 2 students (628) is outside the expected range of between 660 and 988 when compared with the prior year value. Please check the number of students and the total amount of aid awarded to these students, and fix or explain the discrepant values. (Error #7147)	Explanation	Yes	
Reason:	A large portion of the student population had applied and qualified for financial aid based primarily on their income eligibility.			
Screen: Part D - Enter Information about Group 3				
Screen Entry	The values entered for the number of students and the total amount of aid they were awarded make the average amount of aid outside the expected range of between 4,009 and 5,423 when compared with the prior year value. Please explain. (Error #7327)	Explanation	Yes	
Reason:	A large portion of the student population had applied and qualified for financial aid based primarily on their income eligibility.			
Related Screens:	Part D - Enter Information about Group 3			
Screen: Part E - Enter Information about Group 4				
Screen Entry	The average amount of grant and scholarship aid from the federal government, state/local government, or the institution awarded to Group 4 students for this income level is smaller than expected in comparison with the other income levels. Please check the values entered for the number of these students who were awarded any Title IV aid (Col. 1) and the total amount of grant or scholarship aid awarded to them (Col. 3) and correct your data or explain the discrepancy. (Error #7317)	Explanation	Yes	
Reason:	A large portion of the student population applied and qualified for financial aid based primarily on their income eligibility.			

