



Distance Learning Readiness Survey Results

4282014



Last Modified: 04/28/2014

1. I have a specific place where I can study and work on my course assignments

#	Answer		Response	%
1	✓ Yes		493	89%
2	✗ No		64	11%
	Total		557	100%



Statistic	Value
Min Value	1
Max Value	2
Mean	1.11
Variance	0.10
Standard Deviation	0.32
Total Responses	557

2. The place I will study is relatively quiet and free from interruptions.

#	Answer		Response	%
1	✓ Yes		450	81%
2	✗ No		107	19%
	Total		557	100%





Statistic	Value
Min Value	1
Max Value	2
Mean	1.19
Variance	0.16
Standard Deviation	0.39
Total Responses	557

3. I am a self-motivated student.

#	Answer		Response	%
1	✓ Yes		518	93%
2	✗ No		39	7%
	Total		557	100%



Statistic	Value
Min Value	1
Max Value	2
Mean	1.07
Variance	0.07
Standard Deviation	0.26
Total Responses	557

4. I have a job while attending college.

#	Answer		Response	%
1	As needed		239	43%
3	Part time		165	30%
4	Full time		130	23%
2	Internship		23	4%
	Total		557	100%



Statistic	Value
Min Value	1
Max Value	4
Mean	2.33
Variance	1.55
Standard Deviation	1.25
Total Responses	557

5. I am able to complete my school work independently, with little direction.

#	Answer		Response	%
1	✓ Yes		474	85%
2	✗ No		83	15%
	Total		557	100%



Statistic	Value
Min Value	1
Max Value	2
Mean	1.15
Variance	0.13
Standard Deviation	0.36
Total Responses	557

6. I am self-disciplined and can stay on task and meet deadlines.

#	Answer		Response	%
1	✓ Yes		473	85%
2	✗ No		84	15%
	Total		557	100%



Statistic	Value
Min Value	1
Max Value	2
Mean	1.15
Variance	0.13
Standard Deviation	0.36
Total Responses	557

7. I get easily discouraged when I run into difficulties.

#	Answer		Response	%
2	<input checked="" type="checkbox"/> No		348	62%
1	<input checked="" type="checkbox"/> Yes		209	38%
	Total		557	100%



Statistic	Value
Min Value	1
Max Value	2
Mean	1.62
Variance	0.23
Standard Deviation	0.48
Total Responses	557

8. I think of myself as a good student, who takes good notes, prepares for exams, writes well, and has good study habits.

#	Answer		Response	%
1	<input checked="" type="checkbox"/> Yes		431	77%
2	<input checked="" type="checkbox"/> No		126	23%
	Total		557	100%



Statistic	Value
Min Value	1
Max Value	2
Mean	1.23
Variance	0.18
Standard Deviation	0.42
Total Responses	557

9. I prefer reading for comprehension from a wide range of materials, such as books, journals, or web sites.

#	Answer		Response	%
1	<input checked="" type="checkbox"/> Yes		425	76%
2	<input checked="" type="checkbox"/> No		132	24%
	Total		557	100%



Statistic	Value
Min Value	1
Max Value	2
Mean	1.24
Variance	0.18
Standard Deviation	0.43
Total Responses	557

10. I prefer making points and asking questions for clarification, whether it is face-to-face, through email or through an online chat.

#	Answer		Response	%
1	✓ Yes		501	90%
2	✗ No		56	10%
	Total		557	100%



Statistic	Value
Min Value	1
Max Value	2
Mean	1.10
Variance	0.09
Standard Deviation	0.30
Total Responses	557

11. I prefer emailing or calling an instructor to ask questions if I do not understand an assignment or have difficulty completing my work.

#	Answer		Response	%
1	✓ Yes		391	70%
2	✗ No		166	30%
	Total		557	100%



Statistic	Value
Min Value	1
Max Value	2
Mean	1.30
Variance	0.21
Standard Deviation	0.46
Total Responses	557

12. I can work independently, without the traditional class arrangement of students and professor being in the same room at the same time.

#	Answer		Response	%
1	✓ Yes		400	72%
2	✗ No		157	28%
	Total		557	100%





Statistic	Value
Min Value	1
Max Value	2
Mean	1.28
Variance	0.20
Standard Deviation	0.45
Total Responses	557

13. I expect to spend as much or more time in a distance learning course as I would for a course I take on campus.

#	Answer		Response	%
1	✓ Yes		359	64%
2	✗ No		198	36%
	Total		557	100%



Statistic	Value
Min Value	1
Max Value	2
Mean	1.36
Variance	0.23
Standard Deviation	0.48
Total Responses	557

14. In a distance learning course I would to spend the following number of hours per week.

#	Answer		Response	%
1	✗ 0 - 3 hours		177	32%
2	✓ 3 - 6 hours		242	43%
3	✓ 6 - 9 hours		94	17%
5	✓ More than 9 hours		44	8%
	Total		557	100%



Statistic	Value
Min Value	1
Max Value	5
Mean	2.09
Variance	1.19
Standard Deviation	1.09
Total Responses	557

15. I am comfortable working on the computer to find information on the Internet for web-based research.

#	Answer		Response	%
1	✓ Yes		531	95%
2	✗ No		26	5%
	Total		557	100%

Statistic	Value
Min Value	1
Max Value	2
Mean	1.05
Variance	0.04
Standard Deviation	0.21
Total Responses	557

16. I am comfortable learning and managing new technology skills in the course.

#	Answer		Response	%
1	✓ Yes		521	94%
2	✗ No		36	6%
	Total		557	100%

Statistic	Value
Min Value	1
Max Value	2
Mean	1.06
Variance	0.06
Standard Deviation	0.25
Total Responses	557

17. My current computer skills include:

#	Question	Very comfortable	Comfortable	Not Comfortable	Total Responses	Mean
1	Creating and saving Word files	✓ 446	✓ 101	✗ 10	557	1.22
2	Creating and saving Excel files	✓ 287	✓ 197	✗ 73	557	1.62
3	Creating and saving PowerPoint files	✓ 360	✓ 154	✗ 43	557	1.43
4	Attach files to emails	✓ 449	✓ 91	✗ 17	557	1.22
5	Access and copy graphics files	✓ 283	✓ 190	✗ 84	557	1.64
6	Create and post videos	✓ 233	✓ 184	✗ 140	557	1.83

Statistic	Creating and saving Word files	Creating and saving Excel files	Creating and saving PowerPoint files	Attach files to emails	Access and copy graphics files	Create and post videos
Min Value	1	1	1	1	1	1
Max Value	3	3	3	3	3	3
Mean	1.22	1.62	1.43	1.22	1.64	1.83
Variance	0.21	0.50	0.40	0.24	0.53	0.64
Standard Deviation	0.45	0.71	0.63	0.49	0.73	0.80
Total Responses	557	557	557	557	557	557

18. I know how to paste text from a word processing program into an email.

#	Answer	Response	%
1	✓ Yes	524	94%
2	✗ No	33	6%
	Total	557	100%

Statistic	Value
Min Value	1
Max Value	2
Mean	1.06
Variance	0.06
Standard Deviation	0.24
Total Responses	557

19. If I do not have a computer at home, I know where to access one on campus or another location so I can do my coursework each week.

#	Answer	Response	%
1	✓ Yes	531	95%
2	✗ No	26	5%
	Total	557	100%

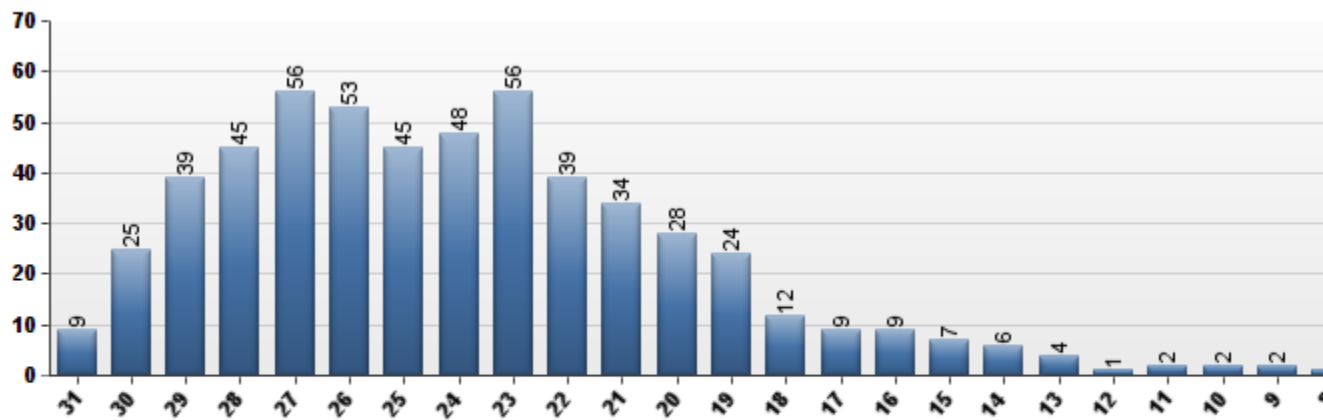
Statistic	Value
Min Value	1
Max Value	2
Mean	1.05
Variance	0.04
Standard Deviation	0.21
Total Responses	557

20. I can work collaboratively with classmates to complete a group project by using email or an internet-based discussion forum or a live chat.

#	Answer	Response	%
1	✓ Yes	476	85%
2	✗ No	81	15%
	Total	557	100%

Statistic	Value
Min Value	1
Max Value	2
Mean	1.15
Variance	0.12
Standard Deviation	0.35
Total Responses	557

21. score



Value	Total
29	39
27	56
30	25
25	45
20	28
23	56
16	9
17	9
24	48
13	4
28	45
26	53
14	6
22	39
21	34
18	12
19	24
31	9
15	7
5	1
8	1
11	2
10	2
9	2
12	1