

Guam
Community
College

2025 – 2026

FACTBOOK

VOL. 20





Terms & Acronyms

Adjunct	Part-time faculty
Argos	The College's institution-wide information reporting system within the Banner system
Academic Year	Academic Year (Fall and Spring semesters)
Accuplacer	A computer-adaptive college placement program that uses test results to quickly evaluate incoming students' skill levels in the areas of reading, writing skills, writing essay, and math.
Completer	A student who receives a degree, diploma, certificate, or other formal credential. In order to be considered a completer, the degree/award must actually be conferred to the student.
Declared	A student pursuing a specific postsecondary certificate or degree.
Enrichment Student	A student who does not intend to declare a major or pursue a degree program, but who plans to complete more than 18 credit hours of post-secondary work.
Journeyworker Certificate	A credential approved and registered with the Bureau of Apprenticeship & Training, United States Department of Labor, and awarded to students who complete specialties in various trade programs (e.g. construction, automotive, etc.).
Unknown	Information was not indicated on the Student Information Form.
Other Programs	For purposes of this publication, other programs include undeclared students, enrichment students and students seeking a Journeyworker Certificate, an Adult High School diploma, or industry certification.
Undeclared	A student taking courses who has not formally identified a particular degree, certificate or diploma program.
Unduplicated Enrollment	Refers to students enrolled for credit with each student counted only once during the reporting period (e.g. semester, etc.), regardless of when the student enrolled.

The data presented in this Fact Book was gathered from numerous administrative departments and the College's data information access software, known as Evisions Argos within the Banner System. The GCC Fact Book is an attempt to present a comprehensive profile of the entire College. Given the purpose of this publication, the Guam Community College Fact Book represents the best information available at this time.

Table of Contents

Terms & Acronyms	1
Community College Profile	1
GCC's Mandate.....	1
Mission	1
Vision.....	1
Accreditation	1
Core Values.....	1
Faculty.....	2
Facilities	2
Programs of Study.....	4
Bachelor of Science	4
Associate	4
Certificate	4
Apprenticeship	4
Programs in Guam Department of Education High Schools.....	5
Continuing Education and Lifelong Learning.....	5
Adult Basic Education	5
High School Equivalency	5
Adult High School	5
Other Campus Information.....	6
Center for Student Involvement	6
Educational Resources.....	6
Federal Student Aid	6
Health Services	6
Reach for College	6
State Agency for Career & Technical and Adult Education Program on Guam	6
Student Services	6
Other Services	6
Veterans Educational Benefit.....	6
Tuition and Fees	7
Scholarships	7
Governance	8
Board of Trustees	8
Foundation Board of Governors.....	8
Officers of the College.....	8
Council on Postsecondary Student Affairs (COPSA)	8
Faculty Senate/Department Chairs	8
Staff Senate	8
Campus Map.....	9
Postsecondary Fall & Spring Enrollment Trends (Unduplicated)	10
Postsecondary Fall Enrollment by Time Status (Unduplicated)	11
Postsecondary Fall Enrollment by Age (Unduplicated)	11
Postsecondary Fall Enrollment by Gender (Unduplicated)	11
Postsecondary Fall Enrollment by Primary Program (Unduplicated)	12
Postsecondary Fall Enrollment by Primary Program (Unduplicated)	13
Postsecondary Fall Enrollment by Ethnicity (Unduplicated)	14

New Student Enrollment by Guam High School (Fall)	15
Veterans Enrollment (Fall).....	16
Student Financial Aid Trends (Fall)	16
Financial Aid Recipients Enrollment by Age (Unduplicated)	16
Financial Aid Recipients Enrollment by Gender (Unduplicated)	16
Financial Aid Recipients Enrollment by Ethnicity (Unduplicated)	17
Persistence Rates	18
Retention Rates.....	19
Placement of Incoming Students (Math & English)	20
Dual Credit Articulated Programs of Study	21
Dual Enrollment Accelerated Learning	21
Completers: Degree (Conferral)	22
Completers: Certificate and Other Programs (Conferral)	23
Completers by Age (Unduplicated).....	24
Completers by Gender (Unduplicated).....	24
Completers by Ethnicity (Unduplicated)	25
Secondary CTE Programs	26
Certificate of Mastery	27
Certificate of Completion	27
Overall Completion	27
Continuing Education & Workforce Development	28
Apprenticeship 2021-2025	29
Public Sector Apprentices (October-December)	29
Private Sector Apprentices (October-December 2025)*	29
Adult Education	30
Enrollment	30
Enrollment By Age.....	30
Enrollment By Ethnicity	30
Measurable Skill Gains.....	31
Completers: Diploma/GED	31
Employees	32
Faculty	32
Total Impact	33
Total Students Served	33
Institution-Set Student Achievement (ISS) Benchmarks	34
150% Graduation Rate.....	34
Job Placement Rate.....	35
Degree Completion – Postsecondary (Bachelor).....	36
Degree Completion – Postsecondary (Associates)	36
Certification Completion - Postsecondary	37
Student Course Completion Benchmark	37
Transfer Students from GCC to UOG (Fall Trends).....	38
Licensure Pass Rate	38
End Notes	39

Community College Profile

GCC's Mandate

Guam Community College (GCC) is a multi-faceted public career and technical educational institution, created by the Community College Act of 1977 (as amended by P.L. 31-99 in 2011) to strengthen and consolidate Career and Technical Education (CTE) on Guam. The College operates secondary and postsecondary CTE programs, adult and continuing education, community education, and short-term specialized training, as dictated by community and industry needs. These programs are delivered both on and off-campus, in satellite programs at Guam's public high schools and on site at businesses as needed. The College also serves as the State Agency for Career and Technical Education under the United States Vocational Education Act of 1946, 1963, and subsequent amendments. The College offers over 50 fields of study and prepares students for entry-level employment in career and technical fields or transfer to four-year institutions of higher education. The College offers a variety of community service and special programs to prepare students for college experiences including English as a Second Language (ESL), Adult Basic Education (ABE), General Education Development (GED) Testing Program preparation and testing, and an Adult High School Diploma program.

Guam Community College is accredited by the Accrediting Commission for Community and Junior Colleges (ACCJC), Western Association of Schools and Colleges (WASC). GCC is also a member of the Pacific Postsecondary Education Council (PPEC), which is a consortium of presidents and chancellors of higher education institutions in the U.S. and U.S. affiliated Pacific Islands.

Mission

Guam Community College is a leader in career and technical workforce development, providing the highest quality, student-centered education and job training for Micronesia.

Vision

Guam Community College will be the premier educational institution for providing globally recognized educational and workforce development programs.

Accreditation

Since 1979, the Guam Community College has continuously been accredited by the Accrediting Commission for Community and Junior Colleges (ACCJC), Western Association of Schools and Colleges (WASC). On June 27, 2025, the College received notice from ACCJC of its action to reaffirm accreditation until Spring 2033. GCC's application for the reaffirmation of its accreditation status by ACCJC was approved for a full eight years - the maximum period allowable.

At the program level, the Culinary Arts program is also accredited by the American Culinary Federation (ACF).

Core Values

- **Diversity**
 - We value an engaged, inclusive culture that embraces diverse points of view and collaboration to accomplish the College's common goals.
- **Accountability**
 - We value a culture of institutional and individual responsibility, transparency, and continuous assessment and improvement.
- **Service**
 - We support and recognize service at all levels of the College. We strive to contribute to the benefit of the College, students, community, and our neighboring islands within Micronesia.
- **Learning-Centered**
 - We foster intellectual flexibility, knowledge, and skills by integrating teaching, assessment, and learning to promote continuous improvement of our programs and services to support our scholarly community.

- **Integrity**
 - We hold high standards of character and integrity as the foundation upon which the College is created.
- **Student-Focused**
 - We are committed to education, inquiry and service in order to meet our students' ever growing and changing needs. We promote lifelong learning, civic and social responsibility, leadership, and career growth.

Faculty

College faculty are well-qualified by their education, experience, and industry certifications to instruct courses that prepare students for careers in the workforce. Credentials of each faculty member are found in the Governing Board and Administration section of the 2025-2026 student catalog published in both print and online format.

Facilities

The Guam Community College continues to modernize and expand its facilities through several Capital Improvement Projects (CIP), all of which are at different stages of construction and completion. These enhancements to GCC's facilities are aimed at ensuring a conducive learning and working environment for all stakeholders and to meet the demands and needs of our community. Below is a list of Capital Improvement Projects (CIP) and a brief description of each.

- 1) **The Administration Building (2000) Back-Up Generator Project** is 100% complete as of December 2025. This generator system will provide backup power during unforeseen and scheduled power outages to ensure continuous operation and functionality of GCC's Administrative and Business Offices.
- 2) **Culinary Arts and Baking Center Renovation Project** is approximately 99% complete and has a status of Conditional Occupancy as of December 2025. The project will enhance GCC's Culinary Arts program by providing a state-of-the-art facility focused on stringent industry standards and student-centered learning. The new facility will be a fully modernized culinary kitchen and baking center designed to fully prepare students for this demanding industry.
- 3) **Building 2000's 100-Kilowatt Solar Project** is 100% complete as of December 2025. The savings will be similar to that of A and C, once again increasing GCC's Renewable Energy Portfolio by an additional 3%.
- 4) **The GCC DNA Forensic Laboratory** is 100% complete and has received Conditional Occupancy pending the completed integration, validation and commissioning of DNA Lab Equipment. The facility will strengthen Guam's ability to conduct DNA testing on island and provide relevant educational programs in these professions.
- 5) **Building B, Student Support Services Center**, is 100% complete as of December 2025. The modernized facility has doubled in size (from 3,000 square feet to 6,000 square feet) and will provide the necessary space to house various departments such as Student Support Services, Assessment and Counseling and Security Services. The facility will also consist of a computer lab and other features that promote student success.



- 6) **The Workforce Development Center Renovation Project** is 96% complete as of December 2025 with a Conditional Occupancy Permit pending the integration of the modified electrical plan. The existing structure is undergoing major interior and exterior renovations that will provide a modern and enhanced facility for specific GCC Programs and Boot Camps. This is the only GCC facility that will be located outside of GCC's campus in the village of Barrigada.
- 7) **The GCC Wellness and Maintenance Center Project** is awaiting formal consultation from the U.S Fish and Wildlife Agency before proceeding with the actual bidding process. The 22,000 square foot building, once completed, will primarily be used to house and support GCC Health and Wellness related programs and will also have space for Facilities and Maintenance and Inventory Management.
- 8) **The Arch Type Storage Facility** is 100% complete with full occupancy as of January 2025.
- 9) **The Campus-wide Painting Project** was awarded to two contractors and is 100% complete as of September 2025. The new painting scheme adds new life and vibrancy to GCC's campus facilities. The paint used for the specified buildings not only enhances the look of GCC's campus, it also adds value through the overall quality of the paint and need for minimal maintenance as a result of this.



Programs of Study

Bachelor of Science

Career and Technical Education

Associate

Culinary Arts

Education

Liberal Studies

Accounting

Automotive Service Technology

Civil Engineering Technology

Computer Science

Criminal Justice

Early Childhood Education

Emergency Management

Foodservice Management

Human Services

Information Technology

International Hotel Management

Marketing

Medical Assisting

Nursing (ADN) RN

Office Technology

Practical Nursing

Pre-Architectural Drafting

Supervision and Management

Surveying Technology

Tourism & Travel Management

Visual Communications

Certificate

Automotive Service Technology

Computer Aided Design & Drafting

Computer Science

Construction Technology

Criminal Justice

Early Childhood Education

Education

Emergency Management

Environmental Technician

Family Services

Fire Science Technology

Medical Assisting

Medium/Heavy Truck Diesel Technology

Office Technology

Sign Language Interpreting

Supervision and Management

Surveying Technology

Apprenticeship

Accounting Technician

Administrative Assistant

Auto Body Repairer

Automobile Mechanic

Automotive Technician Specialist

Baker

Biomedical Technician

Boiler Operator

Cable Installer-Repairer

Cable Splicer

Carpenter

Cement Mason

Chief of Party

Childcare Development Specialist

Coach Operator

Computer Operator

Computer Programmer

Computer Support Specialist

Computer Systems Analyst

Construction Equipment Mechanic

Cook

Correction Officer

Crime Scene Technician

Customer Service Representative

Customs Officer I

Diesel Mechanic

Drafter, Architectural

Drafter, Civil

Drafter, Structural

Electrician

Electrician, Maintenance

Electrician, Powerhouse

Electrician, (Ship & Boat)

Electrician, Substation

Electrical Technician

Electronic Systems Technician

Electronic Technician

Field Engineer

Field Engineer Drafter, Civil

Field Service Engineer

Financial Management

Geospatial Specialist

Graphic Designer

Heavy Mobile Equipment Mechanic

Information Management

Inspector, Building

Inspector, Quality Assurance

Instrument Technician

Insulation Worker

Internetworking Technician

IT Generalist

IT Project Manager

Line Installer Repairer

Programs of Study

Apprenticeship

Line Maintainer (High Voltage Electrician)
Lineman
Load Dispatcher
Logistics Engineer
Machinist, Marine Engine
Machinist, Outside
Marine Machinery Mechanic
Maintenance Mechanic
Maintenance Repairer, Building
Manager, Retail Store
Marketing Specialist
Office Manager/ Administrative Services
Operating Engineer
Painter, Shipyard
Paralegal
Paramedic
Pipe Fitter
Pipe Fitter (Ship & Boat)
Plumber
Power Plant Operator
Powerhouse Mechanic
Production Technologist
Public Affairs
Pump Servicer
Purchasing Agent
Refrigeration Mechanic
Relay Technician
Rigger (Ship & Boat)
Salesperson Parts
Sheetmetal Worker
Shipfitter
Shipwright (Ship & Boat)
Surveyor Assistant, Instrument
Telecommunication Technician
Transportation Clerk
Treatment Plant Operator
Truck Driver, Heavy
Water Treatment Plant Operator
Waste Water Treatment Plant Operator
Welder
Welder, Arc
Welder, Combination
Welderfitter

Programs in Guam Department of Education High Schools

Automotive: Collision Repair and Refinishing Technology
Automotive Services Technology
Construction Trades: AutoCAD
Construction Trades: Carpentry
Construction Trades: HVAC
Culinary and Foodservice: Prostart
Early Childhood Education
Electronics Technology
Health Careers and Sciences
Marketing
Telecommunications
Hospitality & Tourism: Hospitality and Tourism Management Program
Visual Communications

Continuing Education and Lifelong Learning

Adult Basic Education

High School Equivalency

Adult High School

Other Campus Information

Center for Student Involvement

Leadership Development
Service Learning
Student Governance
Student Organizations

Educational Resources

Accommodative Services for Students with Disabilities
Learning Resources Center/Library Services

Federal Student Aid

Pell Grant
Federal Work Study Program
Supplemental Education Opportunity Grant

Health Services

Basic first aid for injuries and medical conditions that occur during school time

Assessment and nursing management of chronic health problems based on the client's physician-prescribed therapeutic regimen*

Annual screening of employees for tuberculosis (TB) as required by law

Screening of students for TB in compliance with public law and school policy

Administration of TB skin test

Immunization program*

Immunization audit in compliance with public law and school policy

Brief Tobacco Intervention (BTI) program

Screening of height & weight, blood pressure, vision, and pediculosis*

Pregnancy testing and prenatal follow-up*

Advocacy for persons with disabilities

Referral services on health management

Counseling on health and health-related issues.

STD & HIV Testing & Treatment in Partnership with DPHSS

*Services will be rendered upon the availability of staff and resources

Health Promotion/Education through Class Presentations

Reach for College

Free Tutoring & Academic Support
College Preparation & Admissions Presentations
Financial Aid Assistance & FAFSA Workshop
Career Goal Assessments
GCC Campus Tours
Summer & Winter Bridge Programs
Literacy Navigators

State Agency for Career & Technical and Adult Education Program on Guam

Student Services

Career Guidance & Counseling
Career Information
English & Math Placement Test Advisement
Student Rights Advocacy
Tutoring
Pre-Enrollment Counseling
Personal/Social Counseling

Other Services

Bookstore
Food Service
Student I.D. Cards

Veterans Educational Benefit

Tuition and Fees¹

Tuition/Credit Hour	Resident*	Non-Resident	International
	\$130.00	\$155.00	\$180.00
The following fees are charged each semester (\$147.00)			
Library Fee	\$15.00	\$15.00	\$15.00
Registration Fee	\$22.00	\$22.00	\$22.00
Student Activity Fee	\$15.00	\$15.00	\$15.00
Student Health Fee	\$15.00	\$15.00	\$15.00
Student I.D. Card	\$7.00	\$7.00	\$7.00
Technology Fee	\$73.00	\$73.00	\$73.00

*Military/Dependents/Veterans Students

Scholarships

- AANAPISI (Asian American and Native American Pacific Islander-Serving Institution) Scholarship/APIA Scholarship
- Association of Government Accountants (AGA) Guam Chapter Scholarship
- Chuuk State Government Scholarship
- Cruikshank LGBTQ+ Scholarship
- Dr. Margaret Hattori-Uchima Memorial Scholarship
- Dual Enrollment Accelerated Learning (DEAL) Scholarship
- Federated States of Micronesia (FSM) DOE National Scholarship
- Felix M. and Governor Carlos G. Camacho Foundation Scholarship
- Filipino Ladies Association of Guam Scholarship
- Guam Community College Foundation Scholarship
- Hawaii Community Foundation – ABC Stores
- Iloilo International of Guam Scholarship
- Kosrae State Scholarship
- Kurt S. Moylan Foundation Scholarship
- Patricia Feore Single Parent Scholarship
- Pohnpei State Scholarship
- Western Interstate Commission for Higher Education (WICHE)
- QPT3 Scholarship
- Soroptimist Live Your Dream Award
- Soroptimist International of the Marianas Scholarship
- University of the Philippines Alumni – Guam Scholarship
- YAP State Scholars

Source: Financial Aid Office and Alumni Relations Office

Governance

Board of Trustees

Carlo M. Leon Guerrero, Chairperson
 Rose P. Grino, Vice Chairperson
 Yolanda M. Padrones, Secretary
 Gina Y. Ramos, Treasurer
 Frank P. Arriola, Member
 Richard P. Sablan, Member
 Faith B. Velasco, Student Member
 Francine Galao, Faculty Advisory Member
 Kenneth C. Bautista, Support Staff Advisory Member
 Virginia C. Tudela, Ph.D., Interim President

Foundation Board of Governors

Lorraine S. Okada, Chairperson
 Gerard A. Cruz, Vice Chairperson
 Josephine L. Mariano, Treasurer
 Narlin Manalo, Secretary
 Eduardo R. Ila, Member
 Annmarie Muna, Member
 Eloy S. Lizama, Member
 Carline B. Bukikosa, Member
 Carlo M. Leon Guerrero, Ex-Officio Member
 Virginia C. Tudela, Ph.D., Interim President

Officers of the College

Virginia C. Tudela, Ph.D., Interim President
 Clarissa T. Padua, MAcc, PMBA, Vice President for Finance and Administration
 Pilar A.P. Williams, Acting Vice President for Academic Affairs
 Mariesha Jean P. Cruz-San Nicolas, Acting Dean, School of Trades & Professional Services
 Michael L. Chan, Ed.D., Dean, School of Technology & Student Services
 Christine B. Sison, Ph.D., Associate Dean, School of Technology & Student Services
 Rachel Rae O. Duenas, Ed.D., Associate Dean, School of Trades & Professional Services
 Gerald A.B. Cruz, Associate Dean, School of Technology & Student Services

Council on Postsecondary Student Affairs (COPSA)

Joseph T. Hapdei, President
 Maria Fatima Clemente, Vice President
 Laineann J.B. Dacaldacal, Secretary
 Renz Radneil Tolentino, Treasurer
 Jovonnie M. Cepeda, Parliamentarian
 Angela Joy Pineda, Public Relations Officer
 Rya Anne S. Cosca, Social Media Officer

Faculty Senate/Department Chairs

Gil Yanger (President), Construction Trades
 Carl Torres II, Math & Science; Technology
 Troy Lizama, Assessment & Counseling
 Michelle Randle, Business & Visual Communications
 Simone Bollinger, English; Automotive Technology
 Jose Munoz, Criminal Justice & Social Services
 Melissa Palomo, Education
 Kannylyn Miranda, Culinary & Food Service
 Carol Cruz, Hospitality & Tourism

Staff Senate

Launie Sarmiento, President
 Roland Manglona, Vice President
 Liberty Pinaula, Secretary/Treasurer
 Gina Ibanez, Member-At-Large
 Tanya Mendiola, Member-At-Large
 David Kim, Member-At-Large
 Bertha Guerrero, Member-At-Large
 Richard Ramirez, Member-At-Large

Campus Map



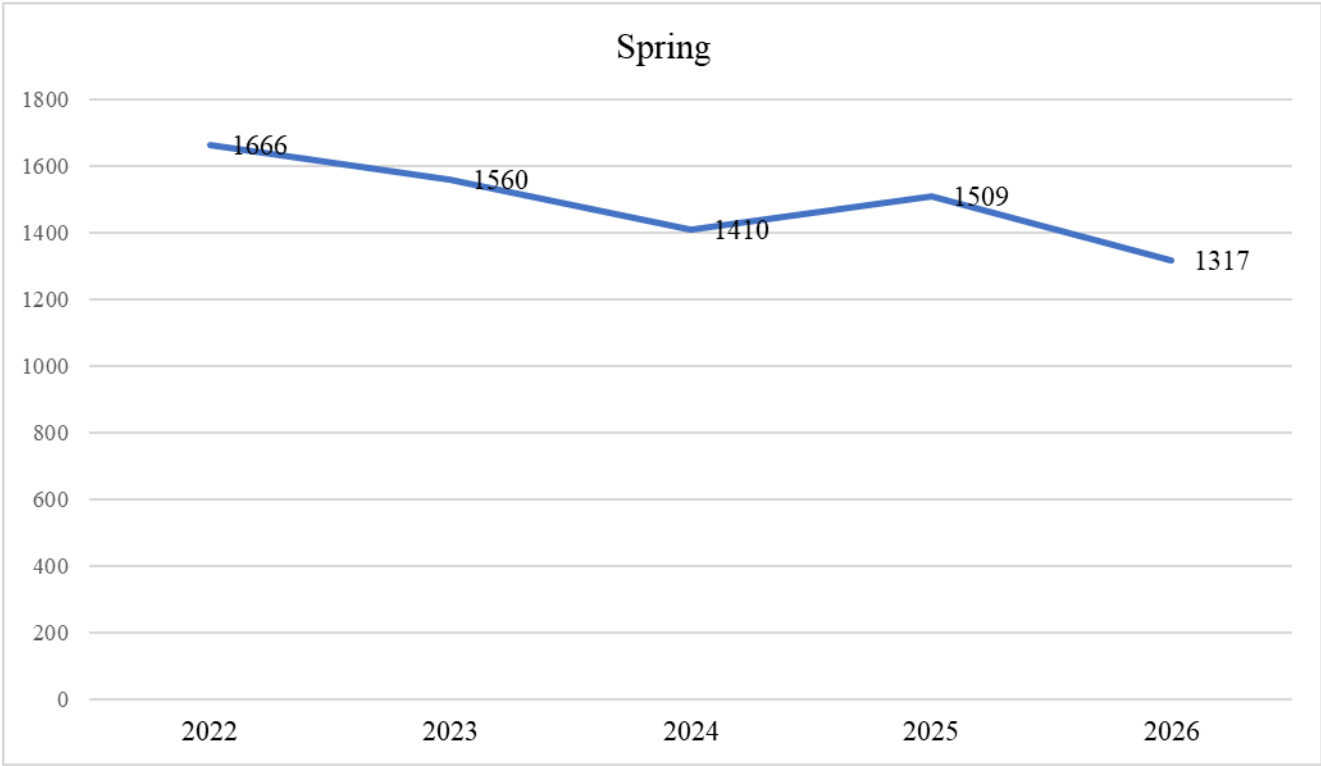
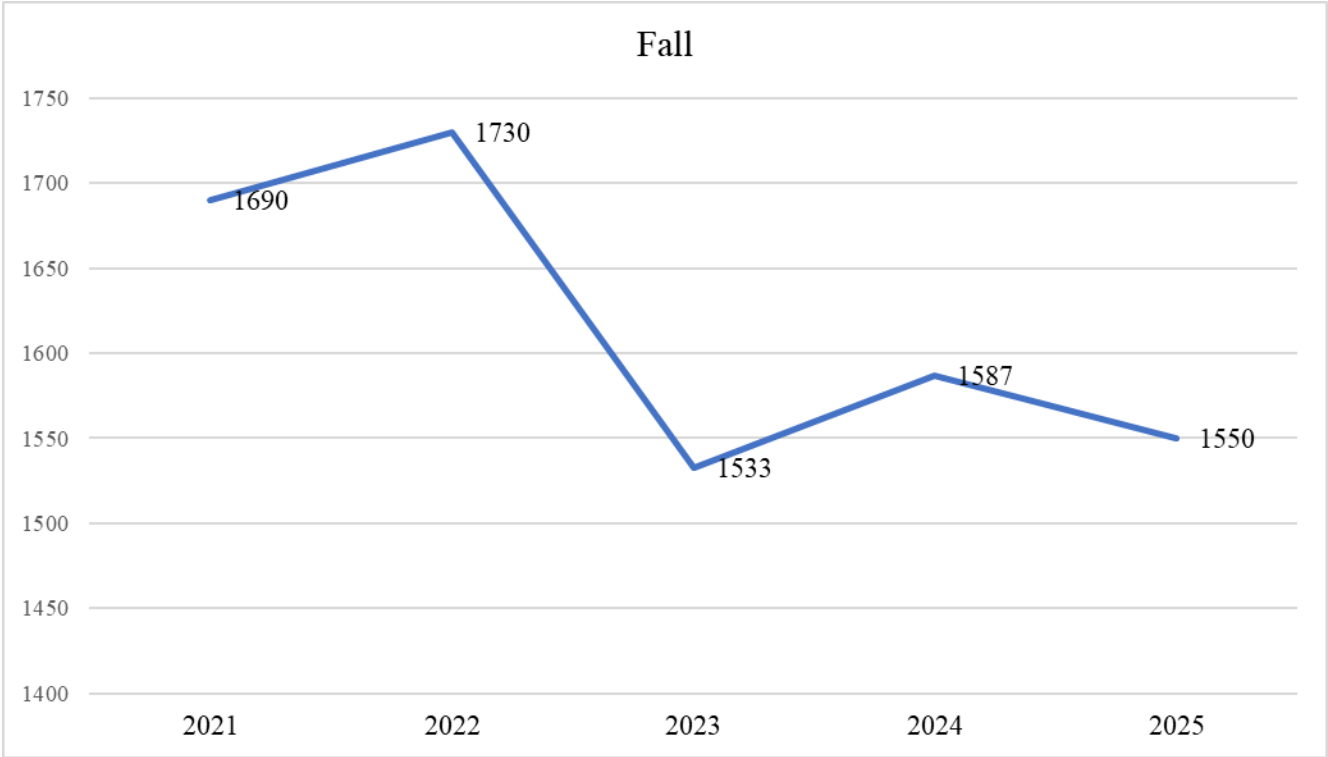
- | | | | |
|------------|--|-------------|---|
| A | Classrooms, Cosmetology | 600 | Maintenance Dept. |
| B | Student Support Services Center | 900 | Autobody/Welding Shop/Classrooms, Construction Trades Office |
| C | Classrooms | 1000 | Technology Center: Classrooms, Study Hall, Mac Lab, Electronics Lab, Offices, VisCom Studio, Test Center |
| D | Classrooms, Management Information Systems (MIS), Faculty Office | 2000 | Student Services & Administration: Admissions & Registration, Financial Aid, Cashier, Counseling, Accommodative Services, Continuing Education, Business Office, Administrative Offices |
| E | Classrooms, Study Hall, Workout Room, Criminal Justice Offices, Developmental Education, Education/English Offices, Autocad Labs, Mansana Center | 3000 | Anthony A. Leon Guerrero Allied Health Center: Classrooms, Lecture Halls, Offices. |
| F | Foundation Building (6000): Classrooms, Bookstore, Café, Adult Education Office, Veterans Study Room | 4000 | Learning Resource Center (LRC): Computer Lab |
| 300 | Multipurpose Auditorium (MPA) | 5000 | Student Center: Student Lounge, Computer Lab, Training Room, Health Services (Nurse) Center, Center for Student Involvement, Reach for College, Academic Advisement & Career Placement |
| 400 | Culinary Arts & Baking Center | | |
| 500 | Automotive Classroom/Shop, Automotive Technology Office | | |
- Gregorio G. Perez Crime Lab Annex** Science Classrooms

**1 SESAME STREET,
MANGILAO, GU 96913**



DOWNLOAD MAP:
guamcc.edu/campusmap

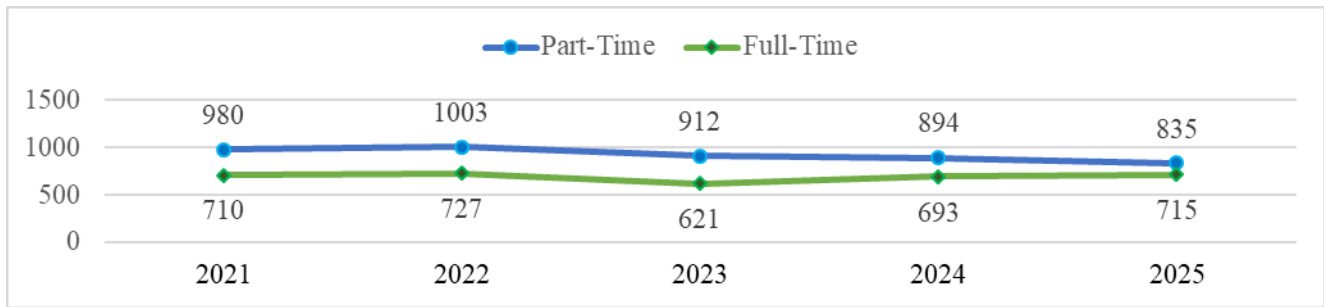
Postsecondary Fall & Spring Enrollment Trends (Unduplicated)



	2021-2022	2022-2023	2023-2024	2024-2025	2025-2026
Fall	1690	1730	1533	1587	1550
Spring	1666	1560	1410	1509	1317

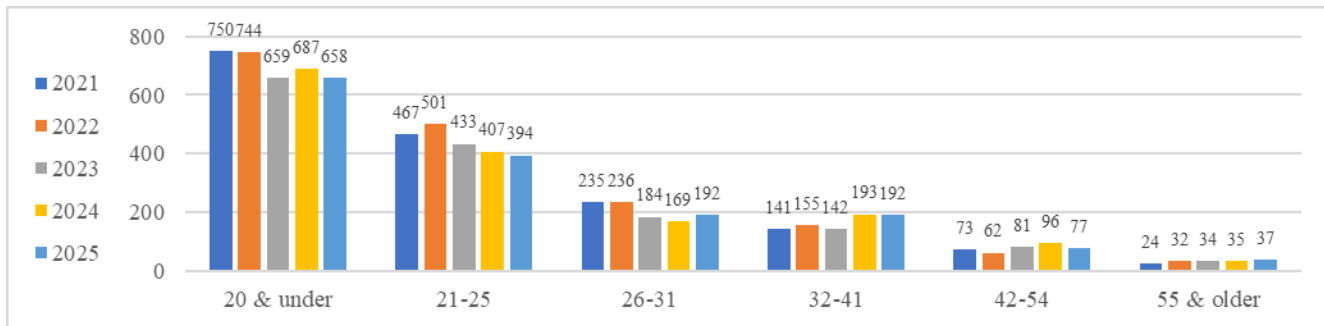
Source: GCC Fact Book, Volume 1-19; Argos

Postsecondary Fall Enrollment by Time Status (Unduplicated)



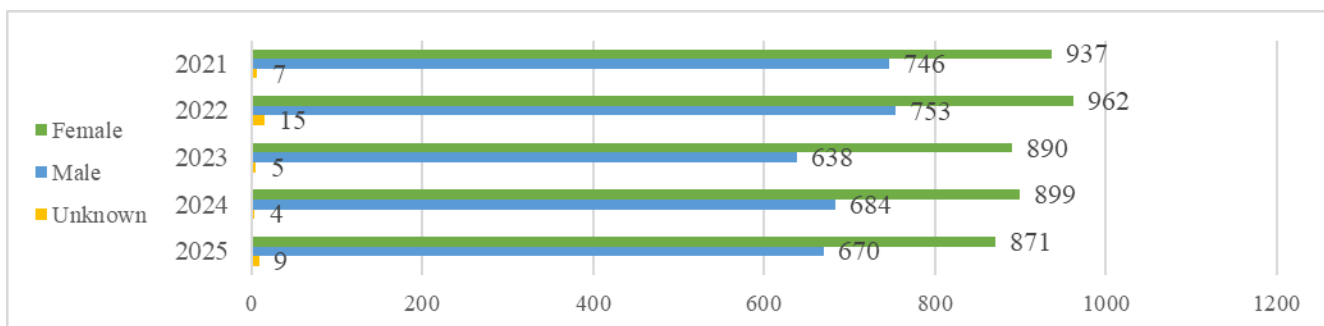
	2021	2022	2023	2024	2025
Part-Time	980	1,003	912	894	835
Full-Time	710	727	621	693	715
Total	1,690	1,730	1,533	1,587	1,550

Postsecondary Fall Enrollment by Age (Unduplicated)



	20 & under	21-25	26-31	32-41	42-54	55 & older	Total
2021	750	467	235	141	73	24	1,690
2022	744	501	236	155	62	32	1,730
2023	659	433	184	142	81	34	1,533
2024	687	407	169	193	96	35	1,587
2025	658	394	192	192	77	37	1,550

Postsecondary Fall Enrollment by Gender (Unduplicated)



	Female	Male	Unknown	Total
2021	937	746	7	1,690
2022	962	753	15	1,730
2023	890	638	5	1,533
2024	899	684	4	1,587
2025	871	670	9	1,550

Source: GCC Fact Book, Volume 1-19; Argos

Postsecondary Fall Enrollment by Primary Program (Unduplicated)

Bachelor of Science	2021	2022	2023	2024	2025
Career and Technical Education ²	10	9	7	10	18
Subtotal	10	9	7	10	18

Associate of Arts					
Culinary Arts ³	83	81	91	76	68
Education	75	77	62	44	40
Liberal Studies ⁴	66	84	79	78	63
Subtotal	224	242	232	198	171

Associate of Science					
Accounting	71	56	51	63	51
Automotive Service Technology – General Service Technician ⁵	28	34	21	21	19
Automotive Service Technology – Master Service Technician ⁶	19	21	15	24	27
Civil Engineering Technology ⁷	9	20	20	20	25
Computer Networking ⁸	59	51	43	26	0
Computer Science	116	140	121	95	75
Criminal Justice	111	130	93	76	114
Early Childhood Education	51	48	48	53	46
Emergency Management ⁹	4	3	10	2	4
Foodservice Management ¹⁰	1	3	1	1	2
Human Services ¹¹	46	58	41	50	46
Information Technology ¹²	0	0	0	22	50
International Hotel Management ¹³	14	12	11	8	6
Marketing	62	50	43	42	44
Medical Assisting	54	75	66	52	40
Nursing (ADN) RN ¹⁴	0	0	0	0	51
Office Technology	15	18	13	18	15
Practical Nursing ¹⁵	120	130	115	162	163
Pre-Architectural Drafting ¹⁶	15	13	11	13	13
Supervision & Management	34	38	30	30	32
Surveying Technology ¹⁷	1	1	2	5	4
Tourism & Travel Management ¹⁸	56	35	36	38	32
Visual Communications	70	64	49	41	43
Subtotal	956	1,000	840	862	902

Postsecondary Fall Enrollment by Primary Program (Unduplicated)

Certificate	2021	2022	2023	2024	2025
Automotive Service Technology	13	7	2	3	8
Computer Aided Design & Drafting ¹⁹	1	2	1	0	0
Computer Networking	0	1	0	0	0
Computer Science	2	2	3	2	1
Construction Technology	39	32	43	47	36
Criminal Justice	27	7	19	6	20
Early Childhood Education	15	4	2	2	7
Education	4	5	3	3	1
Emergency Management ²⁰	0	0	2	0	0
Environmental Technician	3	1	0	0	3
Family Services	7	6	2	0	0
Fire Science ²¹	0	0	0	0	0
Medical Assisting	29	11	8	4	3
Medium/Heavy Truck Diesel Tech ²²	0	0	0	0	0
Office Technology	7	3	2	2	2
Sign Language Interpreting ²³	6	7	3	2	6
Supervision & Management	1	0	1	0	0
Surveying Technology ²⁴	1	2	1	1	0
Subtotal	155	90	92	72	87

Other					
Cosmetology Industry Certification ²⁵	19	37	28	31	31
Certified Nursing Assistant (CNA)	1	0	0	0	1
Adult High School Diploma ²⁶	85	100	84	85	90
Enrichment	4	17	28	68	32
Journeyworker Certificate	121	113	127	177	163
Undeclared	115	122	95	84	55
Subtotal	345	389	362	445	372
GRAND TOTAL	1,690	1,730	1,533	1,587	1,550

Source: GCC Fact Book, Volume 1-19; Argos, Banner

Postsecondary Fall Enrollment by Ethnicity (Unduplicated)

	2021	2022	2023	2024	2025
Am. Indian or Alaskan Native	4	2	3	3	2
Asian ²⁷	4	5	37	55	45
Asian Indian	1	1	0	0	0
Black	11	13	9	12	16
Carolinian	1	1	0	0	0
Chamorro	716	765	610	621	591
Chinese	9	8	7	16	7
Chuukese	71	81	72	85	76
Filipino	695	656	563	549	562
Hispanic or Latino	12	11	4	8	7
Japanese	17	16	11	11	4
Korean	15	18	17	14	13
Kosraean	1	2	2	5	4
Marshallese	1	6	7	3	2
Native Haw. or Pac. Islander ²⁸	0	0	46	55	36
Other	4	7	11	11	7
Palauan	31	42	32	32	19
Ponapean	23	25	22	18	20
Thai	0	1	0	0	2
Two or More Races	8	9	17	38	69
Unknown	19	14	15	17	22
Vietnamese	2	2	0	1	4
White	28	27	26	19	25
Yapese	17	18	22	14	17
TOTAL	1,690	1,730	1,533	1,587	1,550

Source: GCC Fact Book, Volume 1-19; Argos, Banner

New Student Enrollment by Guam High School (Fall)

	2021	2022	2023	2024	2025
Academy of Our Lady of Guam	10	8	10	7	7
Asmuyao Community School	4	2	3	0	0
Evangelical Christian Academy	0	2	1	0	0
Father Duenas Memorial School	13	16	11	12	12
GCC Adult High School (AHS/GED)	14	11	12	10	17
Guam Community College (VocTech)	—	0	4	0	0
George Washington High School	60	87	111	51	69
Guahan Academy Charter School	1	1	3	1	4
Guam Adventist Academy	0	3	4	3	1
Guam High School (DDESS-DODEA)	6	12	9	2	4
Guam Home School Association HS	0	1	0	0	0
Harvest Christian Academy	1	5	6	3	4
J.P. Torres Success Academy	2	3	3	1	0
John F Kennedy High School	85	94	115	56	90
Notre Dame High School	0	28	28	11	9
Oceanview High School	0	1	1	0	0
Okkodo High School	81	122	138	69	95
Saint John's School	1	0	2	0	0
Saint Paul High School	12	12	10	8	7
Simon Sanchez High School	63	115	136	61	103
Southern Christian Academy Guam	—	—	—	1	0
Southern High School	29	57	56	29	39
Temple Christian School	0	1	2	1	0
Tiyan High School	33	54	62	20	35
TOTAL	415	635	727	346	496

Source: GCC Fact Book, Volume 1-19; Banner

*New Student & Resident. Includes Military Dependents and Personnel. Count reflects the last high school attended as reported by students.

Veterans Enrollment (Fall)

Year	Montgomery GI Bill (30)	Veterans Vocational Rehabilitation Program (31)	Post-9/11 GI Bill (33)	Survivors' and Dependents' Educational Assistance (35)	Montgomery GI Bill (1606)	Total
2021	1	6	84	25	1	117
2022	2	8	84	22	2	118
2023	2	19	71	20	2	114
2024	1	19	65	34	1	120
2025	0	11	79	38	2	130

Student Financial Aid Trends (Fall)

Financial Aid Recipients Enrollment by Age (Unduplicated)

Year	20 & under	21-25	26-31	32-41	42-54	55 & older	Total
2021	434	229	99	63	26	4	855
2022	415	238	97	64	11	5	830
2023	371	219	59	41	16	3	709
2024	410	187	58	65	12	3	735
2025	399	169	79	64	16	0	727

Financial Aid Recipients Enrollment by Gender (Unduplicated)

Year	Female	Male	Unknown	Total
2021	524	330	1	855
2022	536	294	0	830
2023	462	245	2	709
2024	478	253	4	735
2025	448	273	6	727

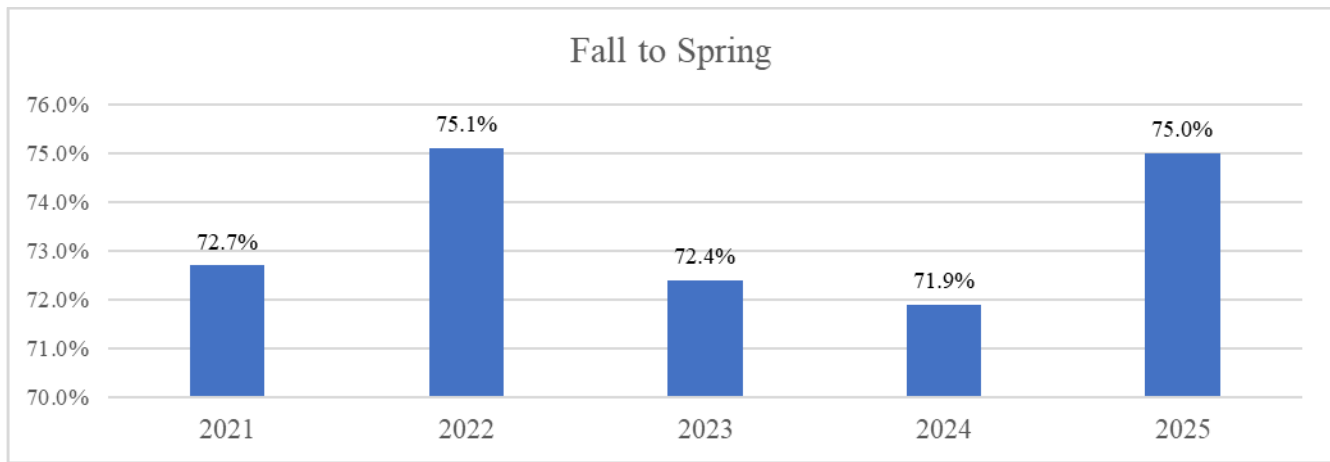
Source: GCC Fact Book, Volume 1-19; Argos, Banner

Financial Aid Recipients Enrollment by Ethnicity (Unduplicated)

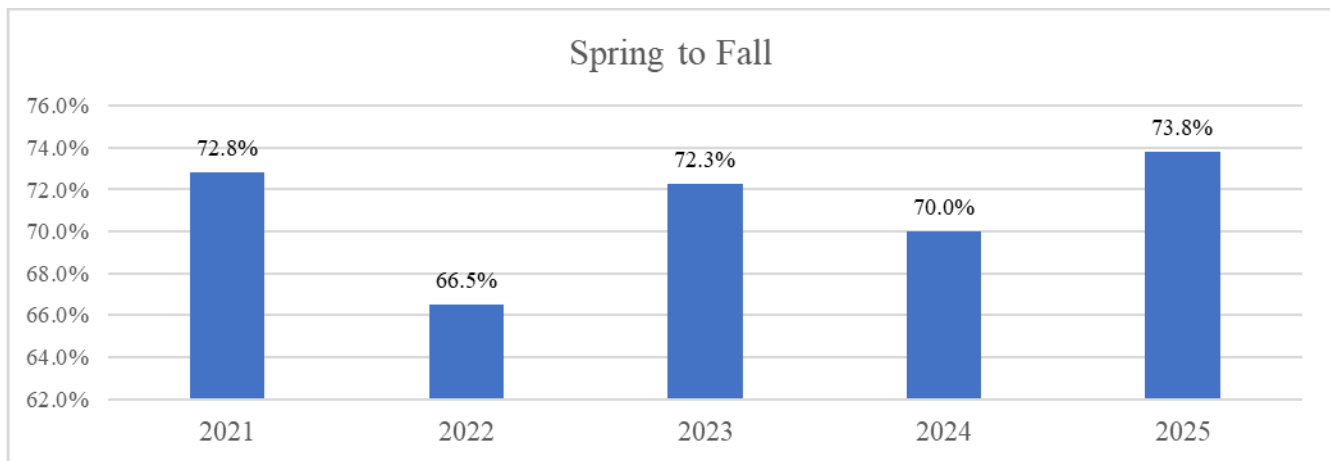
	2021	2022	2023	2024	2025
Am. Indian or Alaskan Native	1	1	1	2	2
Asian	0	0	21	31	26
Asian Indian	1	1	0	0	0
Black	4	9	6	10	11
Carolinian	1	1	0	0	0
Chamorro	314	320	221	220	221
Chinese	5	0	1	2	1
Chuukese	46	57	40	47	39
Filipino	406	351	313	315	305
Hispanic or Latino	3	4	2	2	5
Japanese	7	7	9	5	1
Korean	6	5	7	4	3
Kosraean	0	0	2	2	0
Marshallese	1	3	5	2	1
Native Haw. or Pac. Islander	0	0	19	29	19
Other	1	1	5	4	3
Palauan	18	25	12	14	13
Ponapean	13	20	14	9	14
Two or More Races	1	1	3	16	38
Unknown	4	3	6	8	7
Vietnamese	1	0	0	0	3
White	8	7	8	7	7
Yapese	14	14	14	6	8
TOTAL	855	830	709	735	727

Source: Argos, Banner

Persistence Rates



Spring Term	Previous Fall Enrollment	Persistence Total	Rate %
2021	1796	1305	72.7%
2022	1690	1270	75.1%
2023	1730	1253	72.4%
2024	1533	1102	71.9%
2025	1587	1190	75.0%

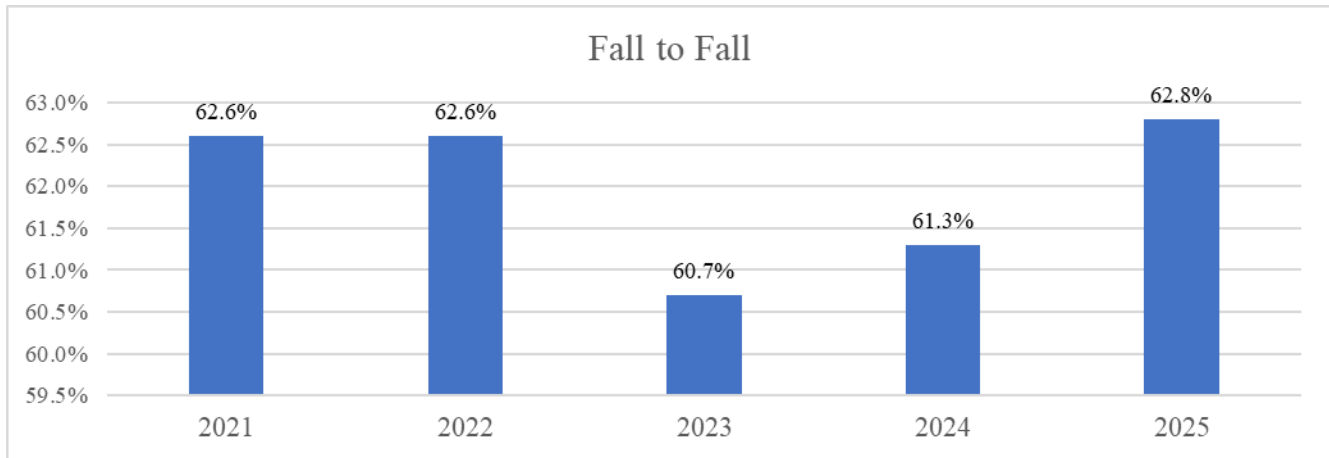


Fall Term	Previous Spring Enrollment	Persistence Total	Rate %
2021	1575	1146	72.8%
2022	1666	1108	66.5%
2023	1560	1128	72.3%
2024	1410	987	70.0%
2025	1509	1114	73.8%

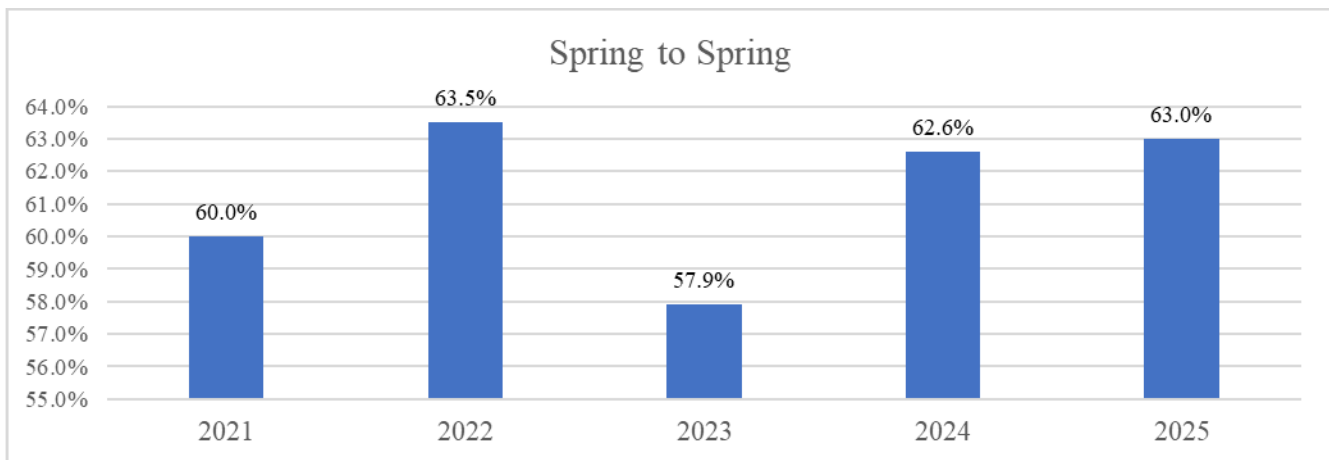
Source: GCC Fact Book, Volume 1-19; Banner

Fall to Spring persistence rate is the percentage of GCC students who were enrolled in the Fall semester and continued to be enrolled in the next Spring semester. Spring to Fall persistence rate is the percentage of GCC students who were enrolled in the Spring semester and continued to be enrolled in the next Fall semester. Graduates are accounted for in these calculations.

Retention Rates



Fall Term	Previous Fall Enrollment	Retention Total	Rate %
2021	1796	1124	62.6%
2022	1690	1058	62.6%
2023	1730	1050	60.7%
2024	1533	939	61.3%
2025	1587	997	62.8%



Spring Term	Previous Spring Enrollment	Retention Total	Rate %
2021	1756	1054	60.0%
2022	1575	1000	63.5%
2023	1666	964	57.9%
2024	1560	976	62.6%
2025	1410	889	63.0%

Source: GCC Fact Book, Volume 1-19; Banner

Fall to Fall retention rate is the percentage of GCC students who were enrolled in the Fall semester and were also enrolled in the next Fall semester. Spring to Spring retention rate is the percentage of GCC students who were enrolled in the Spring Semester and were also enrolled in the next Spring semester. Graduates are accounted for in these calculations.

Placement of Incoming Students (Math & English)

GCC adopted the ACCUPLACER test in November 2016. Prior to the ACCUPLACER test, placement was based on the COMPASS test.

MATH

Year	Developmental Math	College Math	Total
2021	269	243	512
2022	174	246	420
2023	148	226	374
2024	140	96	236
2025	134	130	264

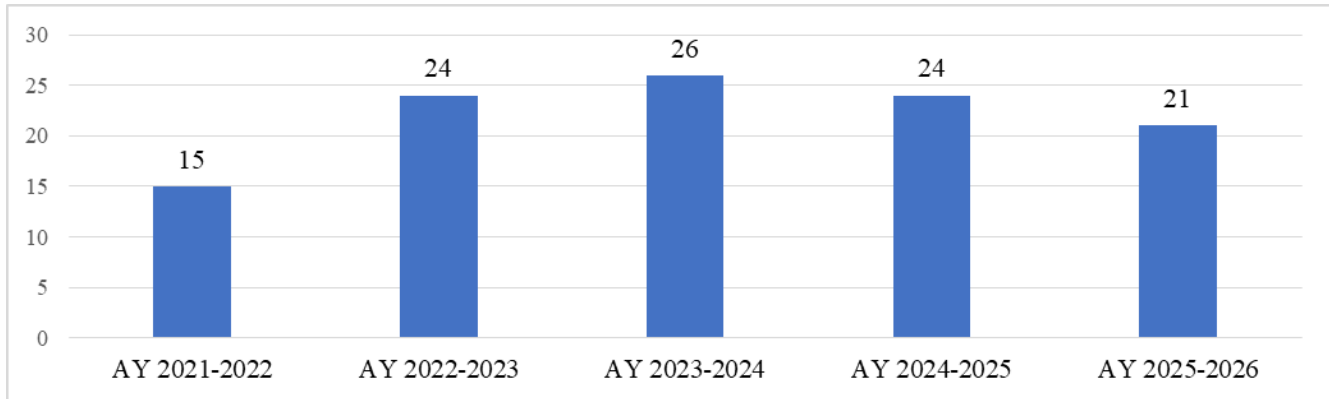
ENGLISH

Year	Developmental English	College English	Total
2021	326	154	480
2022	238	280	518
2023	166	266	432
2024	106	154	260
2025	104	169	273

Source: GCC Fact Book, Volume 1-19; Banner; Argos



Dual Credit Articulated Programs of Study

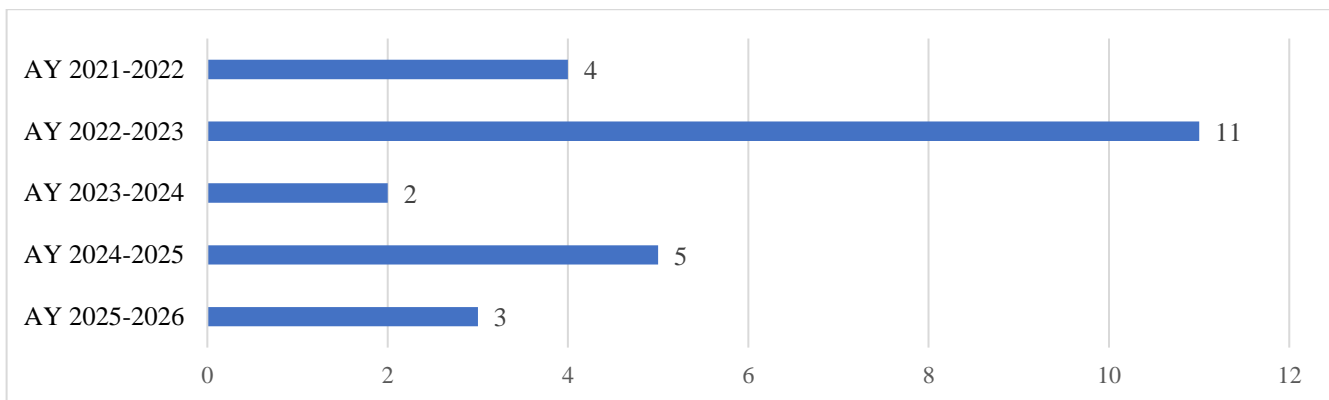


AY 2021-2022	AY 2022-2023	AY 2023-2024	AY 2024-2025	AY 2025-2026	Total
15	24	26	24	21	110

Source: GCC Fact Book, Volume 1-19; Banner; Argos

GCC's Dual Credit Articulated Programs of Study (DCAPS) allows secondary students to earn college credit in GCC postsecondary programs by earning a grade of "B" or better in GCC's Career Technical Education (CTE).

Dual Enrollment Accelerated Learning



AY 2021-2022	AY 2022-2023	AY 2023-2024	AY 2024-2025	AY 2025-2026	Total
4	11	2	5	3	25

Source: GCC Fact Book, Volume 1-19; Banner; Argos; TSS Associate Dean

GCC's Dual Enrollment Accelerated Learning (DEAL) program allows eligible students to enroll in college courses concurrently with high school classes and to receive both high school and college credit simultaneously. GCC has DEAL program agreements with Guam's six public high schools, Father Duenas Memorial School, Notre Dame High School, Home School Association of Guam and Guam Adventist Academy.



Completers: Degree (Conferral)

Bachelor of Science	2020-2021	2021-2022	2022-2023	2023-2024	2024-2025
Career and Technical Education	—	—	1	0	0
Subtotal	0	0	1	0	0

Associate of Arts					
Culinary Arts	19	16	13	34	18
Education	10	18	8	12	12
Liberal Studies	7	15	11	12	10
Subtotal	36	49	32	58	40

Associate of Science					
Accounting	4	17	14	9	12
Automotive Service Technology	7	6	13	14	5
Civil Engineering Technology	0	1	6	2	4
Computer Science	7	12	29	37	22
Criminal Justice	31	17	29	27	23
Early Childhood Education	30	18	17	12	17
Emergency Management	0	0	0	4	5
Foodservice Management	7	4	4	1	4
Hospitality Industry Management	1	0	0	0	0
Human Services	6	13	12	8	14
Information Technology (Formerly Computer Networking)	14	16	23	13	6
International Hotel Management (Distance Education Program)	2	9	3	4	2
Marketing	15	10	13	24	11
Medical Assisting	19	18	11	16	19
Office Technology	3	4	2	4	5
Practical Nursing	19	13	0	17	26
Pre-Architectural Drafting	0	1	5	3	3
Supervision & Management	3	12	9	7	6
Surveying Technology	0	0	2	0	0
Tourism & Travel Management	17	14	9	5	9
Visual Communication	19	11	15	20	12
Subtotal	204	196	216	227	205

Completers: Certificate and Other Programs (Conferral)

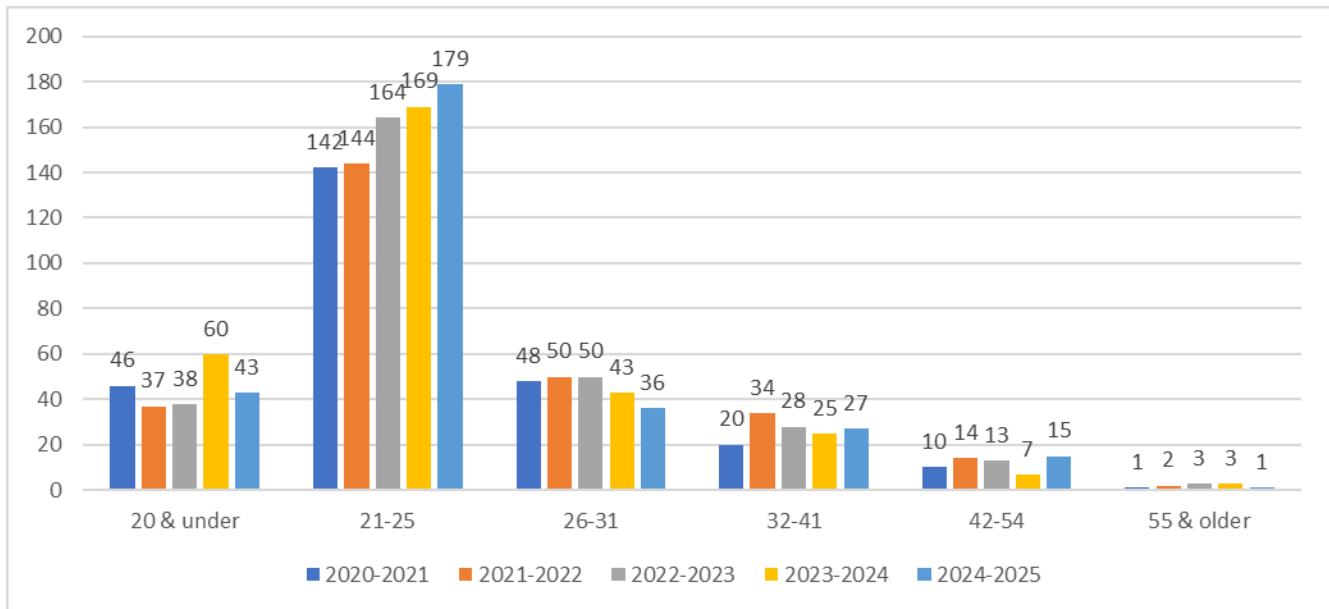
Certificate	2020-2021	2021-2022	2022-2023	2023-2024	2024-2025
Automotive Service Technology	4	4	9	7	7
Computer Aided Design & Drafting	0	0	1	1	0
Computer Science	0	0	1	1	1
Construction Technology	0	5	4	3	12
Criminal Justice	15	9	11	9	7
Early Childhood Education	16	12	7	9	20
Education	0	1	2	3	2
Emergency Management	0	0	0	1	2
Environmental Technician	0	0	0	0	0
Family Services	5	12	11	5	12
Fire Science Technology	0	0	0	0	0
Medical Assisting	20	20	12	18	16
Medium/Heavy Truck Diesel Tech	0	0	0	0	0
Office Technology	2	3	3	4	4
Sign Language Interpreting	1	0	1	0	0
Supervision & Management	0	2	2	0	0
Surveying Technology	0	0	1	0	0
Subtotal	63	68	65	61	83

Other					
Adult High School Diploma	30	27	51	47	39
Cosmetology Industry Certificate	0	1	0	0	0
Journeyworker Certificate	4	6	3	0	4
Nursing Assistant Industry Certification*	0	0	0	0	18
Subtotal	34	34	54	47	61
GRAND TOTAL	337	347	368	393	389

Source: GCC Fact Book, Volume 1-19; Argos, Banner

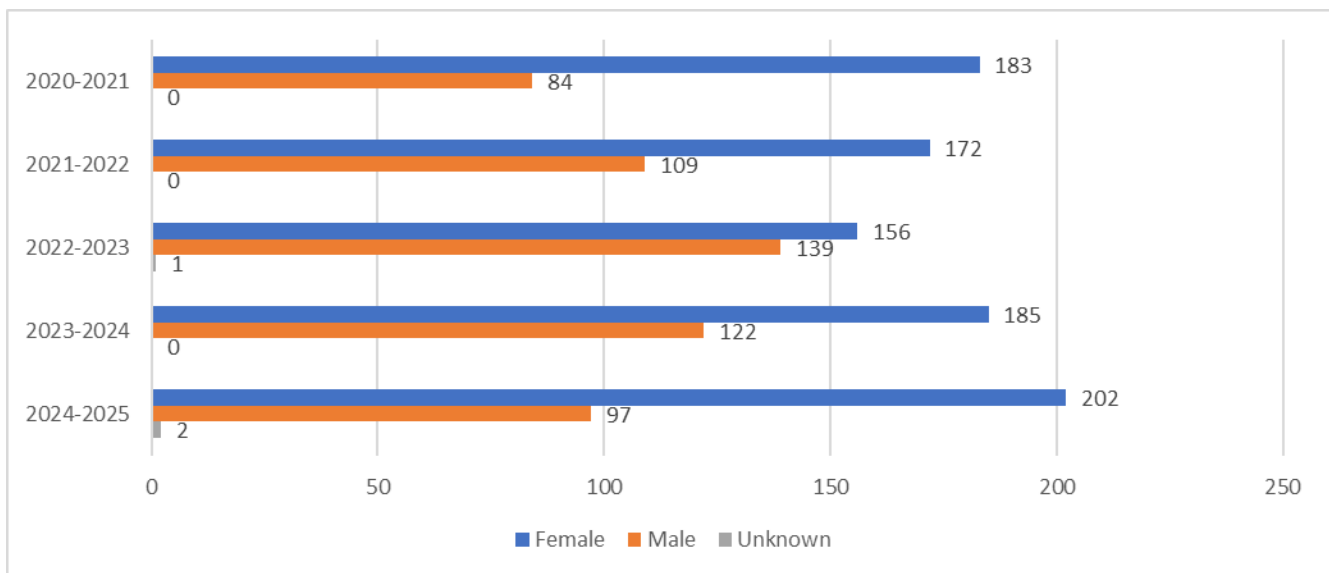
*Completed GCC credit requirements.

Completers by Age (Unduplicated)



	20 & under	21-25	26-31	32-41	42-54	55 & older	Total
2020-2021	46	142	48	20	10	1	267
2021-2022	37	144	50	34	14	2	281
2022-2023	38	164	50	28	13	3	296
2023-2024	60	169	43	25	7	3	307
2024-2025	43	179	36	27	15	1	301

Completers by Gender (Unduplicated)



	Female	Male	Unknown	Total
2020-2021	183	84	0	267
2021-2022	172	109	0	281
2022-2023	156	139	1	296
2023-2024	185	122	0	307
2024-2025	202	97	2	301

Source: Argos, Banner

Completers by Ethnicity (Unduplicated)

	2020-2021	2021-2022	2022-2023	2023-2024	2024-2025
Am. Indian or Alaskan Native	0	0	1	0	0
Asian	0	1	3	1	2
Asian Indian	0	0	1	0	0
Black	1	0	2	1	3
Chamorro	113	121	106	105	107
Chinese	3	2	2	1	2
Chuukese	5	5	6	12	17
Filipino	125	131	141	146	131
Hispanic or Latino	0	3	3	1	0
Japanese	0	2	4	3	6
Korean	1	3	3	4	2
Kosraean	0	0	1	0	0
Marshallese	0	0	0	2	2
Native Haw. or Pac. Islander	1	0	1	2	3
Other	2	0	1	0	2
Palauan	3	3	8	10	11
Ponapean	4	2	3	8	5
Two or More Races	2	2	2	0	1
Unknown	1	1	5	2	2
Vietnamese	1	0	0	0	0
White	5	5	2	4	3
Yapese	0	0	1	5	2
Total	267	281	296	307	301

Source: Argos

Secondary CTE Programs

Total Population in GCC Programs (SY 2025-2026)

Program	George Washington High School	John F. Kennedy High School	Okkodo High School	Southern High School	Simon Sanchez High School	Tiyan High School	Total
Health Careers and Sciences	77	90		67	88	59	381
Automotive Services Technology	53	45	56	49	42	49	294
Automotive: Collision Repair	48			37			85
Construction Trades: Auto CAD	13					0	13
Construction Trades: Carpentry	41	53	32		36	31	193
Construction Trades: HVAC				0			0
Early Childhood Education*	57						57
Information Technology	43		69	67	61		240
Marketing	45	60	74	59	59	53	350
Hospitality & Tourism Management Program**	59	74	88	63	78	73	435
Culinary and Foodservice: ProStart	68	69	81	51	82	68	419
Tele-communications		91				43	134
Visual Communications	40					52	92
Total	544	482	400	393	446	428	2,693

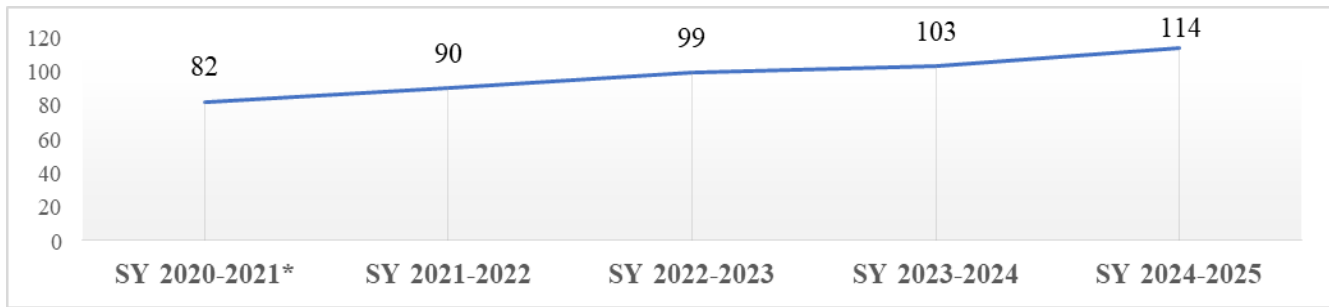
Shaded areas represent programs that are not offered in the respective secondary schools.

*Early Childhood Education as a CTE program was piloted in January 2010 and began with 77 students. It was only offered to GWHS due to the proximity to the GCC campus.

**Program name change in Fall 2021 from Lodging Management Program (LMP) to Hospitality & Tourism Management (HTMP).

Secondary CTE Programs

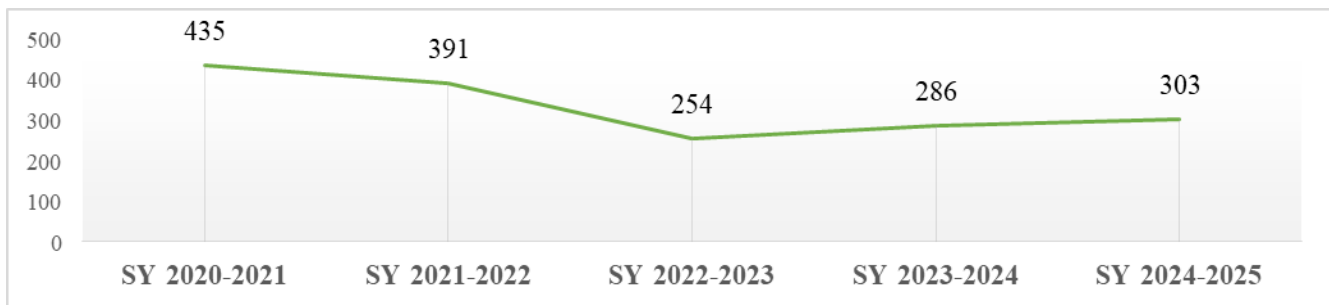
Certificate of Mastery



	GWHS	JFKHS	OHS	SHS	SSHS	THS	Total
SY 2020-2021*	24	5	26	19	5	3	82
SY 2021-2022	19	10	21	7	27	6	90
SY 2022-2023	12	12	14	4	51	6	99
SY 2023-2024	8	34	19	1	36	5	103
SY 2024-2025	11	20	24	4	50	5	114

*The low numbers for 2020-2021 Certificate of Mastery were due to student's inability to participate in the work experience (WE) as required because of the pandemic.

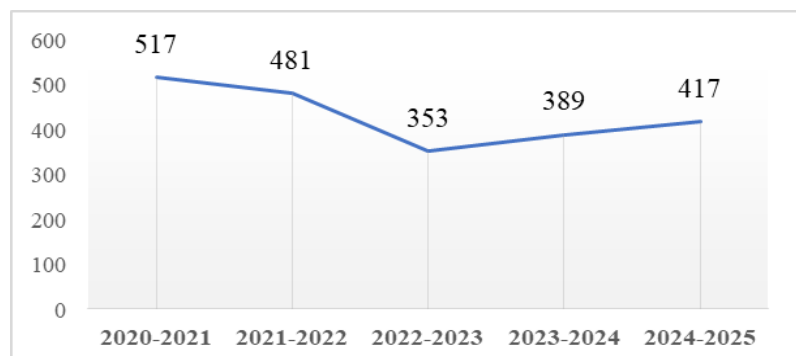
Certificate of Completion



	GWHS	JFKHS	OHS	SHS	SSHS	THS	Total
SY 2020-2021	50	49	117	51	74	94	435
SY 2021-2022	60	70	69	55	73	64	391
SY 2022-2023	43	54	40	39	43	35	254
SY 2023-2024	65	53	49	40	22	57	286
SY 2024-2025	74	43	50	50	34	52	303

Overall Completion

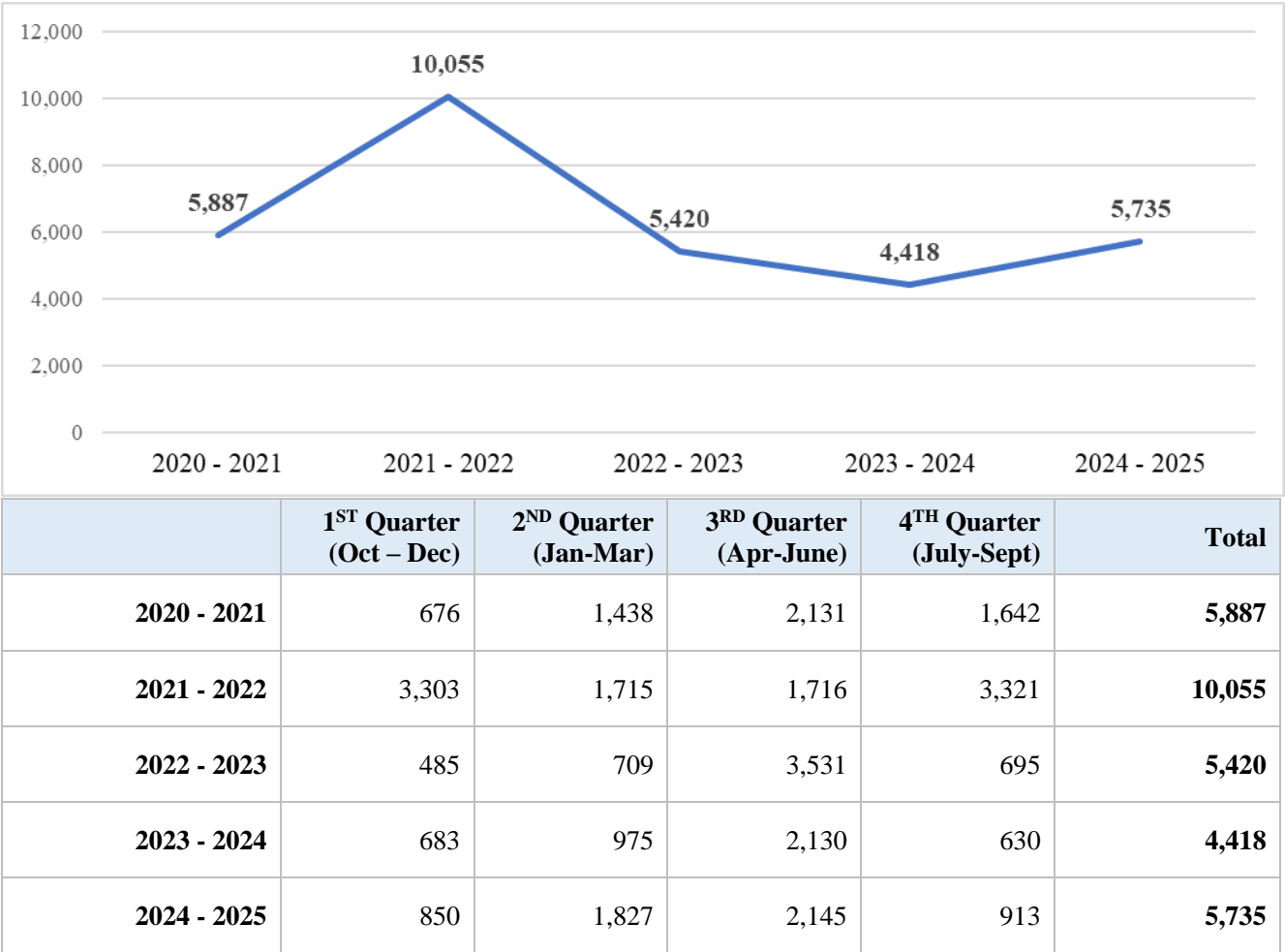
School Year	Total
2020-2021	517
2021-2022	481
2022-2023	353
2023-2024	389
2024-2025	417



Source: School of Trades and Professional Services, Secondary Report

Continuing Education & Workforce Development

Enrollment



Source: Continuing Education and Workforce Development Office, GCC Fact Book, Volume 1-19; Banner



Apprenticeship 2021-2025

Public Sector Apprentices (October-December)

	2021	2022	2023	2024	2025
Department of Administration / GCC	0	0	0	0	0
Department of Agriculture	—	—	—	2	9
Department of Corrections	77	75	70	88	110
Department of Education	0	0	0	0	0
Department of Land Management	0	0	0	0	0
Department of Public Works	0	0	0	0	0
Department of Youth Affairs	4	3	3	5	5
GHURA	10	8	8	3	16
Guam Customs and Quarantine Agency	—	—	35	39	61
Guam Fire Department	27	15	8	75	92
Guam Housing Corporation	0	0	0	0	0
Guam Law Library	0	0	0	0	0
Guam Legal Services	0	0	0	0	0
Guam Police Department	42	27	65	64	64
Guam Power Authority	0	30	17	27	25
Guam Waterworks	0	0	0	0	0
Judiciary of Guam	0	0	0	0	0
Port Authority Guam	34	0	0	0	0
Total	194	158	206	303	382

Private Sector Apprentices (October-December 2025)*

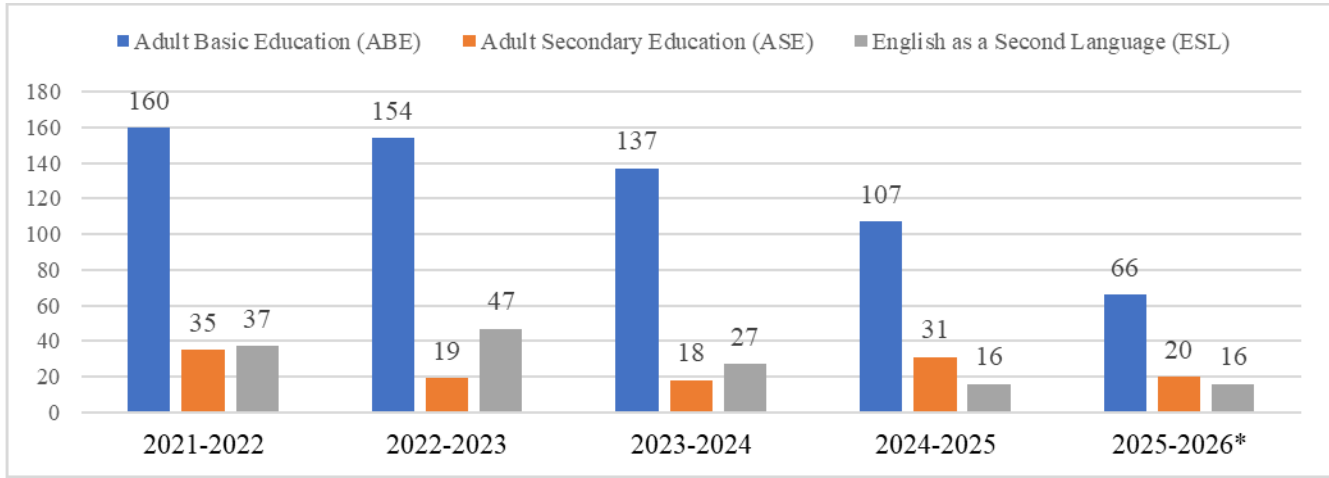
ADJ Automotive Repair Services, LLC	3	Hyatt Regency Guam	1
Ambyth Shipping & Trading, Inc.	9	IP&E (Sponsor: CPL Pacific, LLC)	11
Asia Pacific Financial Management Group	1	Island CERTS Corp.	1
Atkins Kroll, Inc.	17	IT&E (Sponsor: CPL Pacific, LLC)	42
Cabras Marine Corporation	57	JMSI Electrical, LLC	7
Cancer Center of Guam	1	Kloppenburger Enterprises, Inc.	3
Core Tech International	3	M.G. Huffer Adventures in Learning Child Dev. Center	3
CPL Pacific, LLC	4	Nissan Motors Corporation Guam	1
Daiso Guam	5	Pacific Biomedical Services	2
DeWitt Guam	3	Pacific Star Resort & Spa	1
Docomo Pacific	20	Pacific Unlimited, Inc.	2
DZSP21, LLC	7	Seafix Incorporated	2
Fujita Properties Guam	2	The Kracked Egg	1
G4S Security Systems	4	Title Guaranty of Guam	4
Generation Renewable Inc. (Formerly MRE)	2	TLC Day Care	1
Goodwind Development Corporation	18	United Tire Guam	1
GTA TeleGuam	49	Valley of the Latte, LLC	4
Hawaiian Rock Products	3	Total	295

Source: Continuing Education & Workforce Development – Apprenticeship Office.

*Active employees with enrollment.

Adult Education

Enrollment



	2021-2022	2022-2023	2023-2024	2024-2025	2025-2026*
Adult Basic Education (ABE)	160	154	137	107	66
Adult Secondary Education (ASE)	35	19	18	31	20
English as a Second Language (ESL)	37	47	27	16	16
Total	232	220	182	154	102

Source: National Reporting System (NRS)/TOPSpro Enterprise database system - Table 1-2A

*Count reflects July 2025-December 2025

Enrollment By Age

Program Year	16-18	19-24	25-44	45-54	55-59	60+	TOTAL
2021-2022	3	50	150	22	3	4	232
2022-2023	14	48	133	17	6	2	220
2023-2024	12	48	100	14	6	2	182
2024-2025	14	38	80	16	3	3	154
2025-2026	4	27	61	6	2	2	102

Source: WIOA, Title II - Workforce Innovation and Opportunity Act, Adult Education and Family Literacy and the National Reporting System (NRS)/TOPSpro Enterprise database system - Table 2 & 2A.

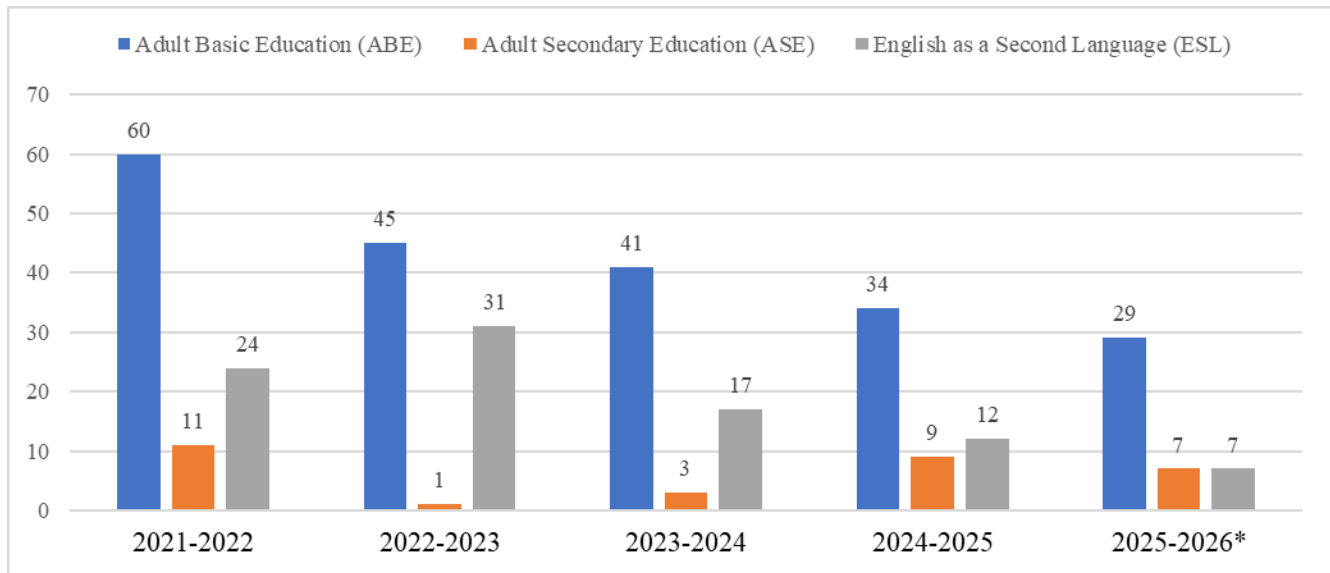
Enrollment By Ethnicity

Program Year	American Indian or Alaska	Asian	Black or African American	Hispanic/Latino	Native Hawaiian or Other Pacific Islander	White	More than 1 Race	TOTAL
2021-2022	0	58	0	1	153	9	11	232
2022-2023	0	58	0	6	144	4	8	220
2023-2024	0	43	0	9	122	3	5	182
2024-2025	0	28	0	3	111	2	10	154
2025-2026	0	24	0	1	67	0	10	102

Source: WIOA, Title II - Workforce Innovation and Opportunity Act, Adult Education and Family Literacy and the National Reporting System (NRS)/TOPSpro Enterprise database system - Table 2 & 2A.

Adult Education

Measurable Skill Gains

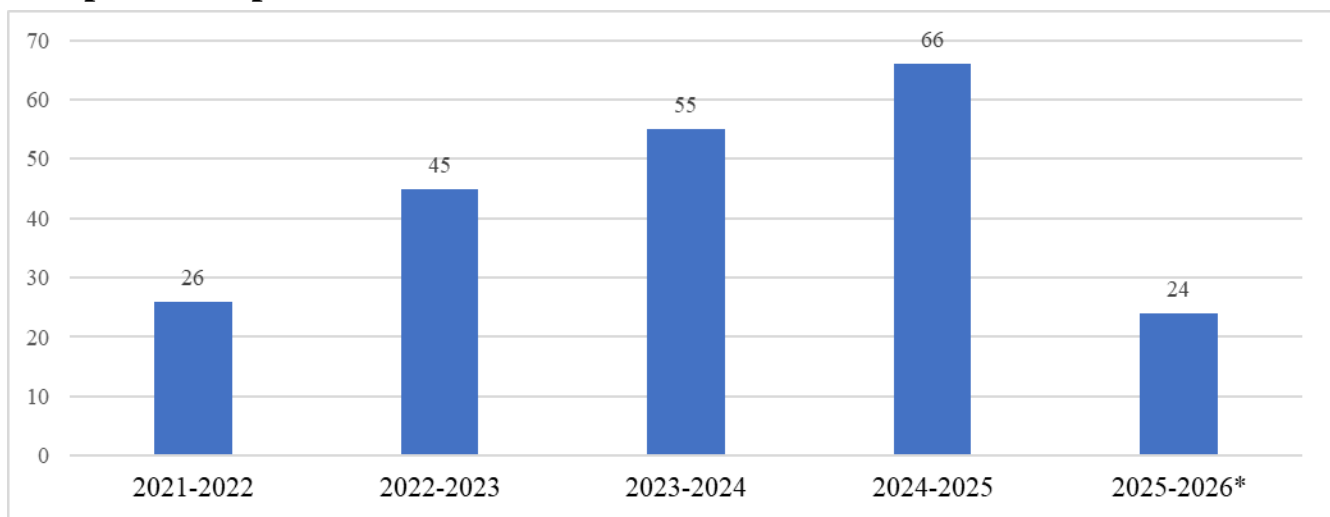


	2021-2022	2022-2023	2023-2024	2024-2025	2025-2026*
Adult Basic Education (ABE)	60	45	41	34	29
Adult Secondary Education (ASE)	11	1	3	9	7
English as a Second Language (ESL)	24	31	17	12	7
Total	95	77	61	55	43

Source: WIOA, Title II - Workforce Innovation and Opportunity Act, Adult Education and Family Literacy and the National Reporting System (NRS)/TOPSpro Enterprise database system - Table 4(E) Number who achieved at least one educational function level gain.

*Count reflects July 2025-December 2025

Completers: Diploma/GED

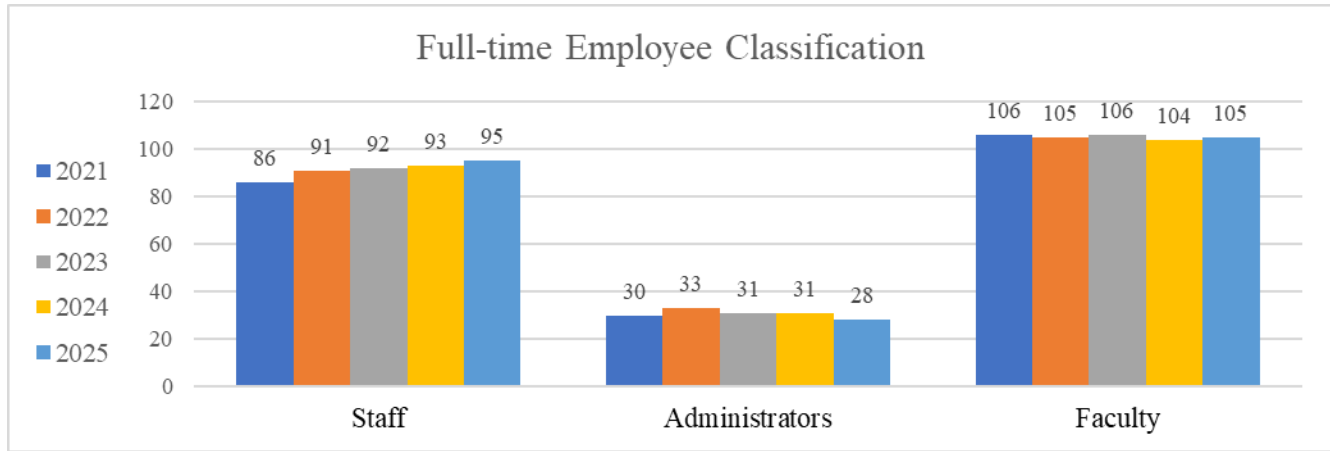


	2021-2022	2022-2023	2023-2024	2024-2025	2025-2026*
Adult Basic Education (ABE)	26	45	55	66	24

Source: National Reporting System (NRS)/TOPSpro Enterprise database system - Table 4

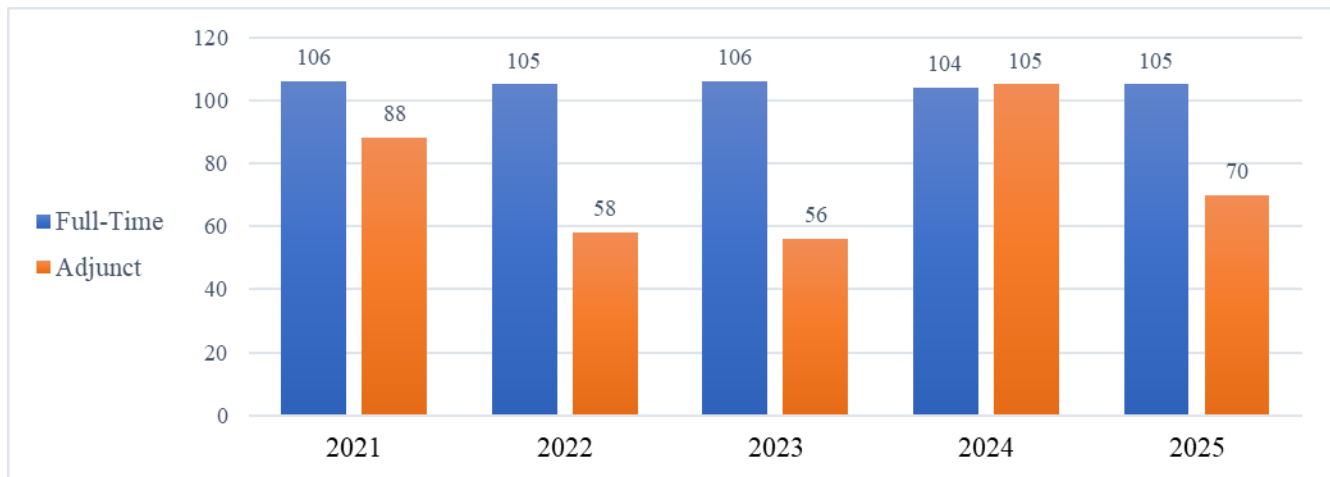
*Count reflects from July 2025-December 2025

Employees



Classification	2021	2022	2023	2024	2025
Staff	86	91	92	93	95
Administrator	30	33	31	31	28
Faculty	106	105	106	104	105
Total:	222	229	229	228	228

Faculty



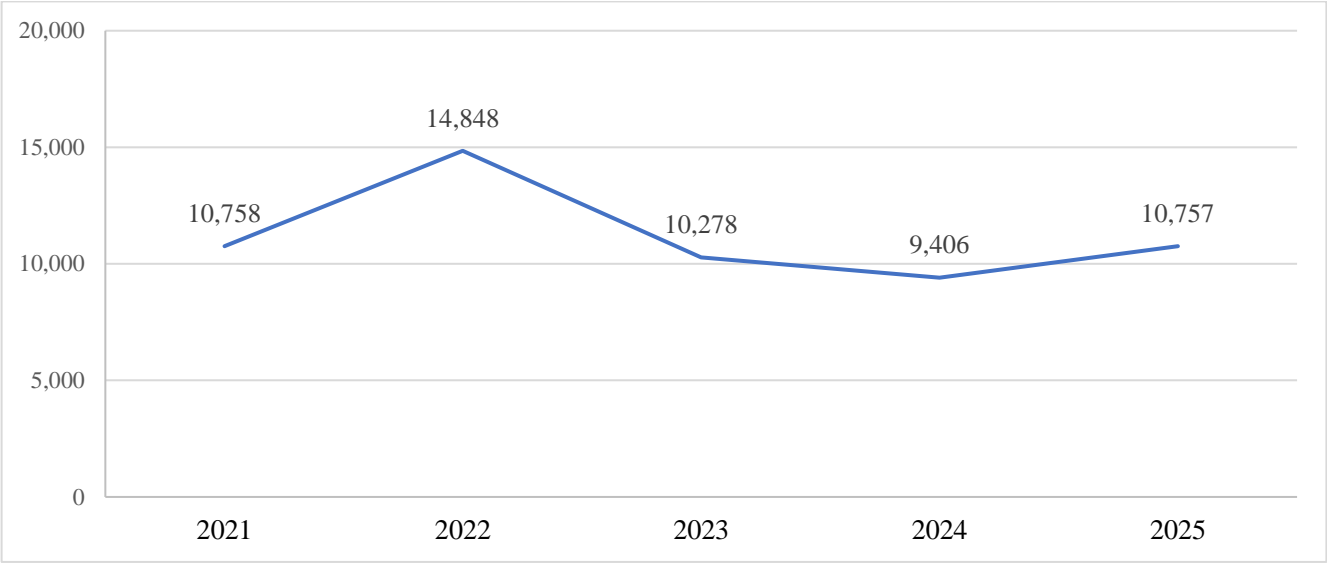
	2021	2022	2023	2024	2025
Professor	8	8	8	9	11
Associate Professor	12	14	14	14	13
Assistant Professor	20	18	16	15	13
Instructor	43	42	42	39	38
Assistant Instructor	23	23	26	27	30
Adjunct Faculty	88	58	56	105	70
Total:	194	163	162	209	175

Note: Lecturer and Emergency Instructors are counted with Assistant Instructors

Source: Human Resources Office. GCC Fact Book, Volume 1-19; Banner

Total Impact

Total Students Served



	Postsecondary*	Secondary	Apprenticeship	Adult Education	Continuing Education	GRAND TOTAL
2021	1,690	2,531	418	232	5,887	10,758
2022	1,730	2,467	376	220	10,055	14,848
2023	1,533	2,697	446	182	5,420	10,278
2024	1,587	2,670	577	154	4,418	9,406
2025	1,550	2,693	677	102	5,735	10,757



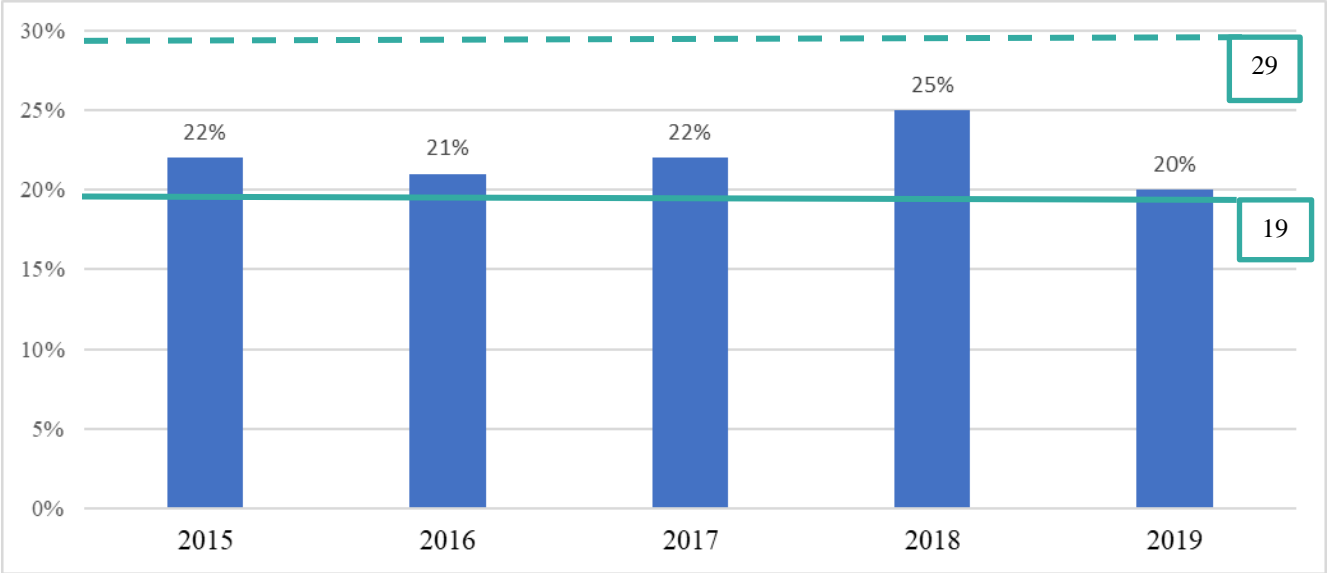
Institution-Set Student Achievement (ISS) Benchmarks

LEGEND:

Aspirational Goal - - - - -


Benchmark (Floor) - - - - -

150% Graduation Rate



Source: GCC Fact Book, Volume 1-19; Banner

First-time, full-time degree/certificate-seeking students in the Fall semester who graduate within *three years* if enrolled in an associate's degree program or within *one-and-a-half years* if enrolled in a certificate program.



Institution-Set Student Achievement (ISS) Benchmarks

Job Placement Rate

ISS	2021	2022	2023	2024	2025
Benchmark	45%	46%	47%	48%	49%
Aspirational Goal	55%	56%	57%	58%	59%

CAREER PATHWAYS	2021	2022	2023	2024	2025
Architecture and Construction				42%	17%
Arts, Audiovisual Technology, and Communications			9%	33%	31%
Business, Management, and Administration	21%	5%	8%	38%	47%
Education and Training	24%	5%	10%	29%	50%
Health Services	24%	5%	16%	39%	51%
Hospitality and Tourism	53%	4%	14%	31%	29%
Information Technology	35%		17%	38%	37%
Law, Public Safety, and Security	19%		11%	24%	31%
Marketing, Sales and Services	17%	14%	20%	46%	36%
Science, Technology, Engineering and Math		17%	12%	38%	20%
Transportation, Distribution and Logistics		0%	10%	25%	50%

Source: GCC Fact Book, Volume 1-19; Banner; ACCJC Annual Report, Graduate Employment Report.

The job placement rate is only reported for career clusters with programs where at least 10 students completed in the designated year and at least 10 students were contacted. The programs that did not fit the two criteria aforementioned are not listed and the grayed-out boxes denote a year in which the two criteria were not met for programs in the career cluster. The job placement rate for each designated year is as of April in the following year. Career pathways are defined by the U.S. Department of Education as a series of connected support services, education, and training programs that enable individuals to secure employment within a specific industry or occupational sector and to advance over time to successively higher levels of education or employment in that sector.

Institution-Set Student Achievement (ISS) Benchmarks

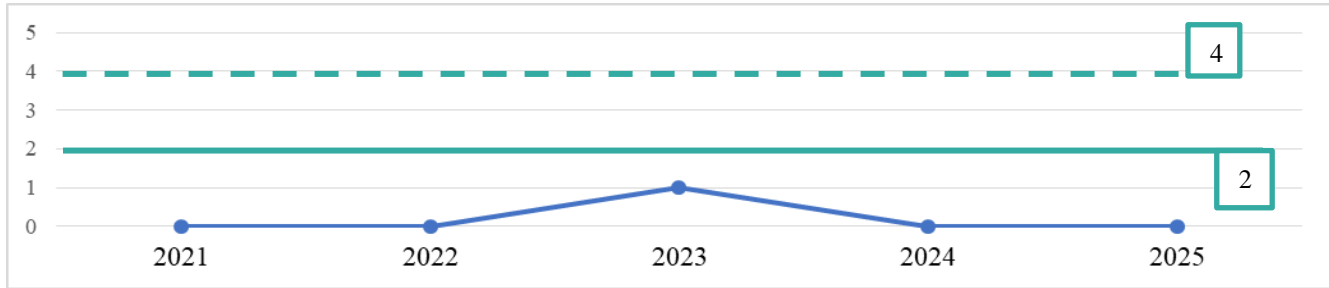
LEGEND:

Aspirational Goal - - - - -

Benchmark (Floor) - - - - -

Degree Completion – Postsecondary (Bachelor)

ISS	2021	2022	2023	2024	2025
Benchmark	10	10	10	2	2
Aspirational Goal	20	20	20	4	4

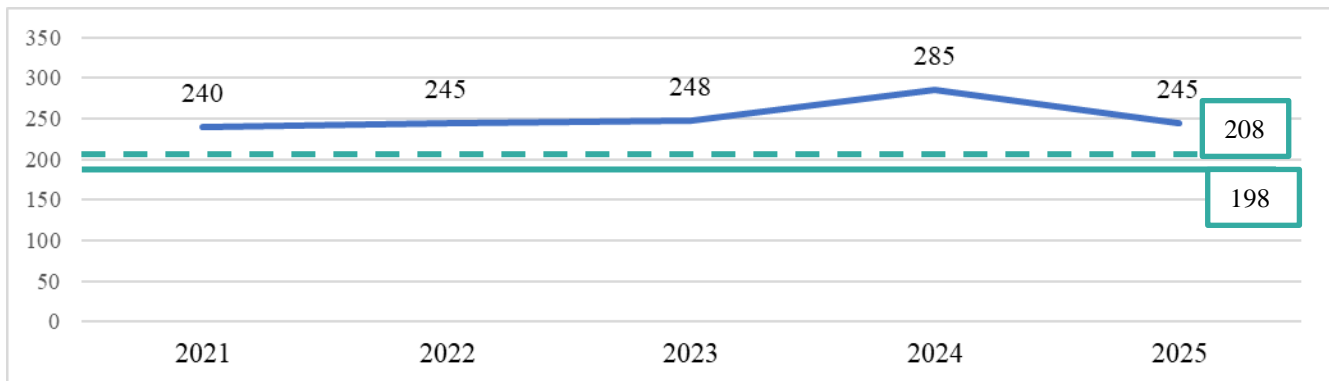


2021	2022	2023	2024	2025
0	0	1	0	0

The Bachelors in Career and Technical Education was adopted December 2019.

Degree Completion – Postsecondary (Associates)

ISS	2021	2022	2023	2024	2025
Benchmark	95	96	97	197	198
Aspirational Goal	105	106	107	207	208



2021	2022	2023	2024	2025
240	245	248	285	245

The number of Associate of Arts, and Associate of Science Degrees awarded during the academic year.

Note: The Aspirational Goal and Benchmark for "Institution-Set Student Achievement (ISS) Benchmarks" for the Bachelor Degree Completion for Postsecondary; Associate Degree Completion for Postsecondary; Licensure Pass Rate; 150% Graduation Rate; job Placement Rate; Certificate Completion for Postsecondary; Student Course Completion Benchmark; Transfer Students from GCC to UOG (Fall Trends), have been updated effective April 01, 2024. Source: BOT May 24, 2024 meeting minutes.

Institution-Set Student Achievement (ISS) Benchmarks

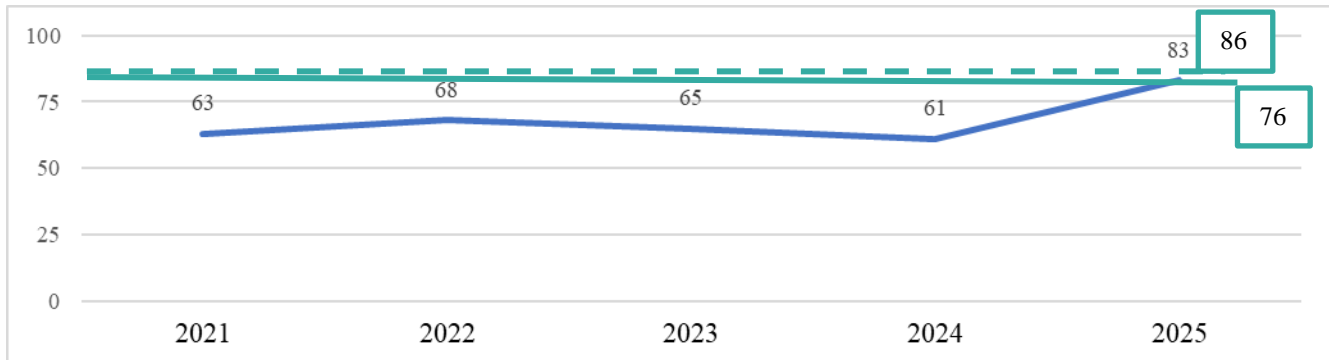
LEGEND:

Aspirational Goal - - - - -

Benchmark (Floor) - - - - -

Certification Completion - Postsecondary

ISS	2021	2022	2023	2024	2025
Benchmark	72	73	74	75	76
Aspirational Goal	82	83	84	85	86



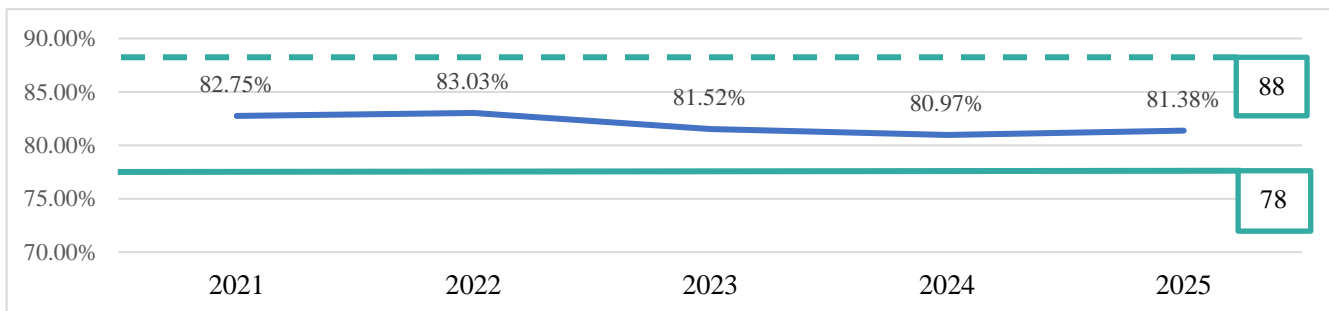
2021	2022	2023	2024	2025
63	68	65	61	83

Source: GCC Fact Book, Volume 1-19; Banner, Argos

The number of Certificates that were awarded during the academic year.

Student Course Completion Benchmark

ISS	2020	2021	2022	2023	2024
Benchmark	74	75	76	77	78
Aspirational Goal	84	85	86	87	88



	<i>Total Successful Outcomes</i>	<i>Total Registration</i>	<i>Successful Course Completion Percentage</i>
2021	4297	5193	82.75%
2022	4314	5196	83.03%
2023	4177	5124	81.52%
2024	4207	5196	80.97%
2025	4143	5091	81.38%

Source: GCC Fact Book, Volume 1-19; Banner, Argos

Course completion rate included both credit and non-credit courses.

The percentages reflect the total number of courses taken and successfully passed during the Fall semester of each year. The numbers reported are based on the number of grades submitted at the time of reporting.

Institution-Set Student Achievement (ISS) Benchmarks

LEGEND:

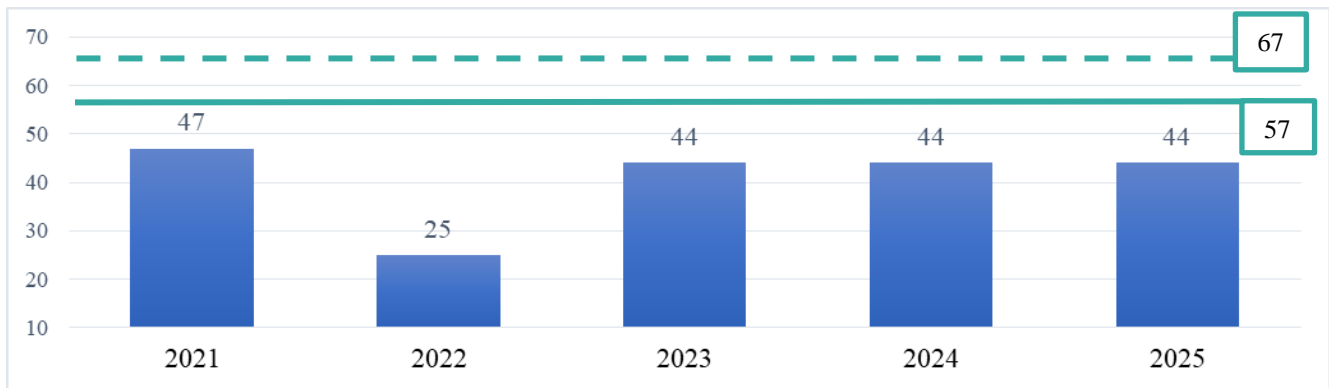
Aspirational Goal - - - - -

Benchmark (Floor) - - - - -

Transfer Students from GCC to UOG (Fall Trends)

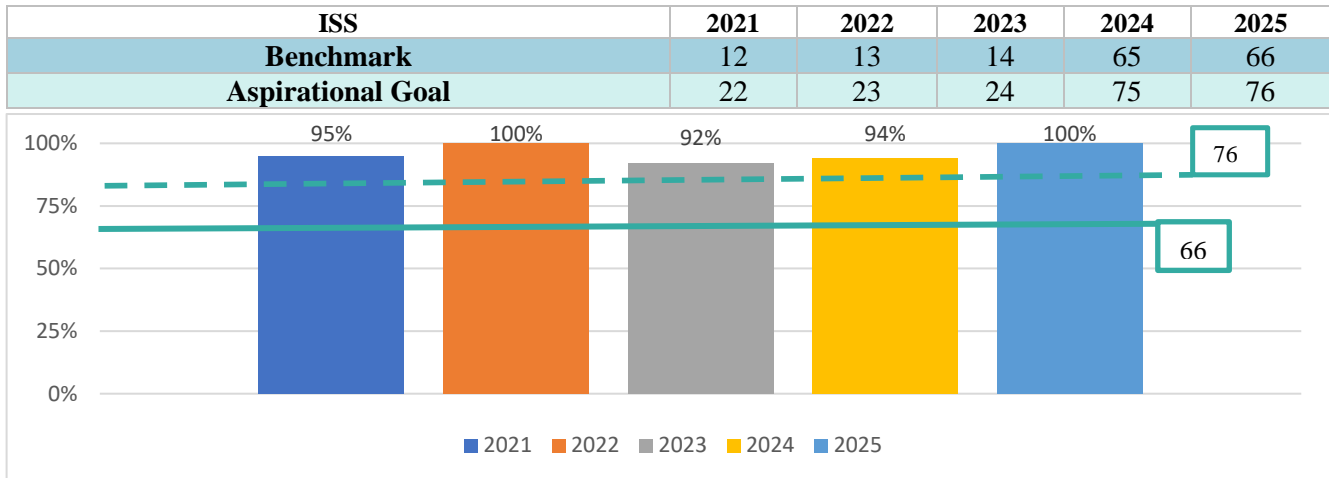
ISS	2021	2022	2023	2024	2025
Benchmark	53	54	55	56	57
Aspirational Goal	63	64	65	66	67

The chart below reflects the number of students who transferred from GCC to University of Guam (UOG), a four-year institution that has existing articulation agreements for General Education courses, non-General Education courses, and several degree programs in their entirety, with GCC.



*Transfers have been updated to reflect corrected information from the University of Guam. SOURCE: UOG Institutional Effectiveness Office, UOG Factbook

Licensure Pass Rate



Source: LPN Quarterly Report; GCC Fact Book, Volume 1-19

The licensure pass rate is the percentage of students who passed a licensure exam. The licensure pass rate for graduates only includes programs for which students must pass an exam in order to work in their field of study.

End Notes

- ¹ Tuition & Fees reflect increases, as outlined in Board of Trustees Resolution 5-2006, adopted on March 9, 2006, and re-adopted on March 10, 2011. Contact the Registrar's Office for further information.
- ² Bachelor of Science in Career and Technical Education was adopted December of 2019.
- ³ AA in Culinary Cookery and Baking & Pastry tracks were approved December 2021 and became effective Spring 2022.
- ⁴ AA in Liberal Studies was formerly AA in Liberal Arts (prior to March 2011) and AA in Interdisciplinary Arts & Studies (prior to February 2013). The Business, Health and Science, and CHamoru Education and Culture tracks in the AA in Liberal Studies was approved May 2020 with implementation in Fall 2020.
- ⁵ AS in AST – General Service Technician approved June 2015, effective Fall 2014; was a concentration in Automotive Service Technology prior to Fall 2015
- ⁶ AS in AST – Master Service Technician approved June 2015, effective Fall 2014; was a concentration in Automotive Service Technology prior to Fall 2015.
- ⁷ AS in Civil Engineering Technology reinstituted in November 2011.
- ⁸ AS in Computer Networking formerly AS in Electronic Networking was changed in Summer of 2005.
- ⁹ AS in Emergency Management was adopted in April of 2007 and began in Fall of 2007.
- ¹⁰ AS in Foodservice Management was formerly AS in Food & Beverage Management reinstituted in March 2010, implemented Fall 2010; formerly AS Food and Beverage Management approved December 2017, implemented 2018; formerly AS in Restaurant and Foodservice Management approved July 2019, implemented 2019.
- ¹¹ AS in Human Services was adopted in June of 2014.
- ¹² AS in Information Technology, formerly AS in Computer Networking, was approved May 30, 2024, with effective term Fall 2024.
- ¹³ AS in International Hotel Management formerly Hotel Operations Management was approved March 2018 and implemented Fall 2018. In May 2024, the program title changed to Distance Education: Associate of Science in International Hotel Management.
- ¹⁴ AS in Nursing (ADN) RN was adopted in Fall 2024
- ¹⁵ AS in Practical Nursing was adopted in December 2018 and implemented Fall 2019.
- ¹⁶ AS in Pre-Architectural Drafting, formerly Architectural Engineering Technology in 2003, was reinstituted in April 2010 in the 2002-2003 catalog.
- ¹⁷ AS in Surveying Technology was adopted in April of 2009.
- ¹⁸ AS in Tourism & Travel Management was an emphasis under AS in Hospitality Industry Management from Fall 2003 to Spring 2010.
- ¹⁹ Certificate in Computer Aided Design & Drafting was reinstituted in May of 2010 and last appeared in the 1999-2000 catalog.
- ²⁰ Certificate in Emergency Management was adopted April 2007 and began in Fall 2007.
- ²¹ Certificate in Fire Science was reinstituted September 2010.
- ²² Certificate in Medium/Heavy Truck Diesel Technology was adopted in May 2009, implementation Spring or Summer 2010.
- ²³ Certificate in Sign Language Interpreting was reinstituted in August 2014 after being archived in September 2008.
- ²⁴ Certificate in Basic Surveying Technology was reinstituted in April 2009 as Certificate in Surveying Technology Program.
- ²⁵ Certificate in Cosmetology was archived in 2014. A substantive revision for Industry Certification in Cosmetology Program was approved in April 2018, implemented Fall 2018.
- ²⁶ Adult High School Diploma Program count includes GED®.
- ²⁷ Asian ethnicity was added January 24, 2023 and replaced Asian or Pacific Islander (API) category.
- ²⁸ Native Hawaiian or Pacific Islander was added on January 23, 2023.

**Guam
Community
College**

2025 – 2026

FACTBOOK

VOL. 20

GCC has been continuously accredited since 1979 by the Accrediting Commission for Community and Junior Colleges, Western Association of Schools and Colleges (ACCJC/WASC).