

2024 - 2025

FACTBOOK

Vol. 19

GUAM COMMUNITY COLLEGE



GUAM COMMUNITY COLLEGE



Terms & Acronyms

| | |
|----------------------------------|---|
| Adjunct | Part-time faculty |
| Argos | The College’s institution-wide information reporting system within the Banner system |
| Academic Year | Academic Year (Fall and Spring semesters) |
| Accuplacer | A computer-adaptive college placement program that uses test results to quickly evaluate incoming students’ skill levels in the areas of reading, writing skills, writing essay, and math. |
| Completer | A student who receives a degree, diploma, certificate, or other formal credential. In order to be considered a completer, the degree/award must actually be conferred to the student. |
| Declared | A student pursuing a specific postsecondary certificate or degree. |
| Enrichment Student | A student who does not intend to declare a major or pursue a degree program, but who plans to complete more than 18 credit hours of post-secondary work. |
| Journeyworker Certificate | A credential approved and registered with the Bureau of Apprenticeship & Training United States Department of Labor and awarded to students who complete specialties in various trade programs (e.g. construction, automotive, etc.). |
| Unknown | Information was not indicated on the Student Information Form. |
| Other Programs | For purposes of this publication, other programs include undeclared students, enrichment students and students seeking a Journeyworker Certificate, an Adult High School diploma, or industry certification. |
| Undeclared | A student taking courses who has not formally identified a particular degree, certificate or diploma program. |
| Unduplicated Enrollment | Refers to students enrolled for credit with each student counted only once during the reporting period (e.g. semester, etc.), regardless of when the student enrolled. |

The data presented in this Fact Book was gathered from numerous administrative departments and the College’s data information access software, known as Evisions Argos within the Banner System. The GCC Fact Book is an attempt to present a comprehensive profile of the entire College. Given the purpose of this publication, the Guam Community College Fact Book represents the best information available at this time.

Table of Contents

| | | | |
|---|----|--|----|
| Terms & Acronyms..... | i | New Student Enrollment by Guam High School (Fall) . | 15 |
| Community College Profile..... | 1 | Veterans Enrollment (Fall) | 16 |
| GCC's Mandate..... | 1 | Student Financial Aid Trends (Fall) | 16 |
| Mission..... | 1 | Financial Aid Recipients Enrollment by Age | |
| Vision..... | 1 | (Unduplicated)..... | 16 |
| Accreditation..... | 1 | Financial Aid Recipients Enrollment by Gender | |
| Core Values..... | 1 | (Unduplicated)..... | 16 |
| Faculty..... | 2 | Financial Aid Recipients Enrollment by Ethnicity | |
| Facilities..... | 2 | (Unduplicated)..... | 17 |
| Programs of Study..... | 4 | Persistence Rates | 18 |
| Bachelor of Science..... | 4 | Retention Rates..... | 19 |
| Associate..... | 4 | Placement of Incoming Students (Math & English) | 20 |
| Certificate..... | 4 | Dual Credit Articulated Programs of Study..... | 21 |
| Apprenticeship..... | 4 | Dual Enrollment Accelerated Learning | 21 |
| Programs in Guam Department of Education High | | Completers: Degree (Conferral) | 22 |
| Schools..... | 5 | Completers: Certificate and Other Programs (Conferral) | |
| Continuing Education and Lifelong Learning..... | 5 | | 23 |
| Adult Basic Education..... | 5 | Completers by Age (Unduplicated)..... | 24 |
| High School Equivalency..... | 5 | Completers by Gender (Unduplicated)..... | 24 |
| Adult High School..... | 5 | Completers by Ethnicity (Unduplicated)..... | 25 |
| Other Campus Information..... | 6 | Secondary CTE Programs..... | 26 |
| Center for Student Involvement..... | 6 | Total Population in GCC Programs (SY 2024-2025) | 26 |
| Educational Resources..... | 6 | Certificate of Mastery..... | 27 |
| Federal Student Aid..... | 6 | Certificate of Completion..... | 27 |
| Health Services..... | 6 | Overall Completion..... | 27 |
| Reach for College..... | 6 | Continuing Education & Workforce Development | 28 |
| State Agency for Career & Technical and Adult | | Overall Enrollment..... | 28 |
| Education Program on Guam..... | 6 | Apprenticeship 2020-2024..... | 29 |
| Student Services..... | 6 | Public Sector Apprentices (October-December) | 29 |
| Other Services..... | 6 | Private Sector Apprentices (October-December | |
| Veterans Educational Benefits..... | 6 | 2024)*..... | 29 |
| Tuition and Fees..... | 7 | Adult Education..... | 30 |
| Scholarships..... | 7 | Enrollment..... | 30 |
| Governance..... | 8 | Enrollment by Age..... | 30 |
| Board of Trustees..... | 8 | Enrollment by Ethnicity..... | 30 |
| Foundation Board of Governors..... | 8 | Measurable Skills Gains..... | 31 |
| Officers of the College..... | 8 | Completers: Diploma/GED..... | 31 |
| Council on Postsecondary Student Affairs (COPSA) . | 8 | Employees..... | 32 |
| Faculty Senate..... | 8 | Faculty..... | 32 |
| Staff Senate..... | 8 | Total Impact..... | 33 |
| Campus Map..... | 9 | Institution-Set Student Achievement (ISS) Benchmarks | |
| Postsecondary Fall & Spring Enrollment Trends | | | 34 |
| (Unduplicated)..... | 10 | 150% Graduation Rate..... | 34 |
| Postsecondary Fall Enrollment by Time Status | | Job Placement Rate..... | 35 |
| (Unduplicated)..... | 11 | Degree Completion – Postsecondary (Bachelor)..... | 36 |
| Postsecondary Fall Enrollment by Age (Unduplicated) | 11 | Degree Completion – Postsecondary (Associates) ... | 36 |
| Postsecondary Fall Enrollment by Gender | | Certificate Completion – Postsecondary..... | 37 |
| (Unduplicated)..... | 11 | Student Course Completion Benchmark..... | 37 |
| Postsecondary Fall Enrollment by Primary Program | | Transfer Students from GCC to UOG (Fall Trends). | 38 |
| (Unduplicated)..... | 12 | Licensure Pass Rate..... | 38 |
| Postsecondary Fall Enrollment by Primary Program | | End Notes | 39 |
| (Unduplicated)..... | 13 | | |
| Postsecondary Fall Enrollment by Ethnicity | | | |
| (Unduplicated)..... | 14 | | |

Community College Profile

GCC's Mandate

Guam Community College (GCC) is a multi-faceted public career and technical educational institution, created by the Community College Act of 1977 (as amended by P.L. 31-99 in 2011) to strengthen and consolidate Career and Technical Education (CTE) on Guam. The College operates secondary and postsecondary CTE programs, adult and continuing education, community education, and short-term specialized training, as dictated by community and industry needs. These programs are delivered both on and off-campus, in satellite programs at Guam's public high schools and on site at businesses as needed. The College also serves as the State Agency for Career and Technical Education under the United States Vocational Education Act of 1946, 1963, and subsequent amendments. The College offers over 50 fields of study and prepares students for entry-level employment in career and technical fields or transfer to four-year institutions of higher education. The College offers a variety of community service and special programs to prepare students for college experiences including English as a Second Language (ESL), Adult Basic Education (ABE), General Education Development (GED) Testing Program preparation and testing, and an Adult High School Diploma program.

Guam Community College is accredited by the Accrediting Commission for Community and Junior Colleges (ACCJC), Western Association of Schools and Colleges (WASC). GCC is also a member of the Pacific Postsecondary Education Council (PPEC), which is a consortium of presidents and chancellors of higher education institutions in the U.S. and U.S. affiliated Pacific Islands.

Mission

Guam Community College is a leader in career and technical workforce development, providing the highest quality, student-centered education and job training for Micronesia.

Vision

Guam Community College will be the premier educational institution for providing globally recognized educational and workforce development programs.

Accreditation

Since 1979, the Guam Community College has continuously been accredited by the Accrediting Commission for Community and Junior Colleges (ACCJC), Western Association of Schools and Colleges (WASC). On June 13, 2018, the College received notice from ACCJC of its action to reaffirm accreditation until Spring 2025. GCC's application for the reaffirmation of its accreditation status by ACCJC was approved for a full seven years - the maximum period allowable.

At the program level, the Culinary Arts program is also accredited by the American Culinary Federation (ACF).

Core Values

- **Diversity**
 - We value an engaged, inclusive culture that embraces diverse points of view and collaboration to accomplish the College's common goals.
- **Accountability**
 - We value a culture of institutional and individual responsibility, transparency, and continuous assessment and improvement.
- **Service**
 - We support and recognize service at all levels of the College. We strive to contribute to the benefit of the College, students, community, and our neighboring islands within Micronesia.
- **Learning-Centered**
 - We foster intellectual flexibility, knowledge, and skills by integrating teaching, assessment, and learning to promote continuous improvement of our programs and services to support our scholarly community.

- **Integrity**
 - We hold high standards of character and integrity as the foundation upon which the College is created.
- **Student-Focused**
 - We are committed to education, inquiry and service in order to meet our students' ever growing and changing needs. We promote lifelong learning, civic and social responsibility, leadership, and career growth.

Faculty

College faculty are well-qualified by their education, experience, and industry certifications to instruct courses that prepare students for careers in the workforce. Credentials of each faculty member are found in the Governing Board and Administration section of the 2024-2025 student catalog published in both print and online format.

Facilities

The Guam Community College continues to modernize and expand its facilities through several Capital Improvement Projects (CIP) all of which are at different stages of construction and completion. These enhancements to GCC's facilities are aimed at ensuring a conducive learning and working environment for all stakeholders and to meet the demands and needs of our community. Below is a list of Capital Improvement Projects (CIP) and a brief description of each.

- 1) **The Administration Building (2000) Back-Up Generator Project** is 99% complete as of February 2025. The new generator system is slated to be completed by December 2025. This generator system will provide backup power during unforeseen and scheduled power outages to ensure continuous operation and functionality of GCC's Administrative and Business Offices.
- 2) **Culinary Arts and Baking Center Renovation Project** is approximately 86% complete as of February 2025. The project will enhance GCC's Culinary Arts program by providing a state-of-the-art facility focused on stringent industry standards and student-centered learning. The new facility will be a fully modernized culinary kitchen and baking center intended to fully prepare students for this demanding industry.
- 3) **Building A and C's 100-Kilowatt Solar Project** is 100% complete as of January 2025. The integration of this grid-tied PV system is funded by the Department of Interior's Empowering Insular Communities grant. Building A's system further increased to 65 kilowatts in generating capacity, resulting in more savings for the College. GCC has been saving an average of 17,250 kilowatt hours (or over \$8,00.00) every month. This project increased GCC's Renewable Energy Portfolio by 3%.
- 4) **Building 2000's 100-Kilowatt Solar Project** is 98% complete as of February 2025, and similar to Building A and C's project, will integrate a 100-kilowatt grid-tied PV system at the Administration Building. The savings will be similar to that of A and C, once again increasing GCC's Renewable Energy Portfolio by an additional 3%.
- 5) **The GCC DNA Forensic Laboratory** is 100% complete and has received Conditional Occupancy pending the completed integration, validation and commissioning of DNA Lab Equipment. The facility will strengthen Guam's ability to conduct DNA testing on island and provide relevant educational programs in these professions.
- 6) **The new Building B, Student Support Office** is approximately 92% complete as of February 2025. The modernized facility has doubled in size (from 3,000 square feet to 6,000 square feet) and will provide the necessary space to house various departments such as Student Support Services, Assessment and Counseling and Security Services. The facility will also consist of a computer lab and other features that promote student success.





- 7) **The Workforce Development Center Renovation Project** is 69% complete as of February 2025. The existing structure is undergoing major interior and exterior renovations that will provide a modern and enhanced facility for specific GCC Programs and Boot Camps. This is the only GCC facility that will be located outside of GCC's campus in the village of Barrigada.
- 8) **The GCC Wellness Center Project** is awaiting formal consultation from the U.S Fish and Wildlife Agency before proceeding with the actual bidding process. The 22,000 square foot building, once completed will primarily be used to house and support GCC Health and Wellness related programs and will also have space for Facilities and Maintenance and Inventory Management.
- 9) **The Arch Type Storage Facility** is 100% complete with full occupancy as of January 2025.
- 10) **The Campus-wide Painting Project** has been awarded to two contractors and is approximately 10% complete. The project is pending the approval of paint products and color samples by the contractor. Once completed, GCC's facilities will take on a new look with its new color schemes and paint design, resulting in a more modern and innovative finish.

Programs of Study

Bachelor of Science

Career and Technical Education

Associate

Culinary Arts

Education

Liberal Studies

Accounting

Automotive Service Technology

Civil Engineering Technology

Computer Science

Criminal Justice

Early Childhood Education

Emergency Management

Foodservice Management

Human Services

Information Technology

International Hotel Management

Marketing

Medical Assisting

Nursing (ADN) RN*

*beginning Spring 2025

Office Technology

Practical Nursing

Pre-Architectural Drafting

Supervision and Management

Surveying Technology

Tourism & Travel Management

Visual Communications

Certificate

Automotive Service Technology

Computer Aided Design & Drafting

Computer Science

Construction Technology

Criminal Justice

Early Childhood Education

Education

Emergency Management

Environmental Technician

Family Services

Fire Science Technology

Medical Assisting

Medium/Heavy Truck Diesel Technology

Office Technology

Sign Language Interpreting

Supervision and Management

Surveying Technology

Apprenticeship

Accounting Technician

Administrative Assistant

Auto Body Repairer

Automobile Mechanic

Automotive Technician Specialist

Baker

Biomedical Technician

Boiler Operator

Cable Installer-Repairer

Cable Splicer

Carpenter

Cement Mason

Chief of Party

Childcare Development Specialist

Coach Operator

Computer Operator

Computer Programmer

Computer Support Specialist

Computer Systems Analyst

Construction Equipment Mechanic

Cook

Correction Officer

Crime Scene Technician

Customer Service Representative

Customs Officer I

Diesel Mechanic

Drafter, Architectural

Drafter, Civil

Drafter, Structural

Electrician

Electrician, Maintenance

Electrician, Powerhouse

Electrician, (Ship & Boat)

Electrician, Substation

Electrical Technician

Electronic Systems Technician

Electronic Technician

Field Engineer

Field Engineer Drafter, Civil

Field Service Engineer

Financial Management

Geospatial Specialist

Graphic Designer

Heavy Mobile Equipment Mechanic

Information Management

Inspector, Building

Inspector, Quality Assurance

Instrument Technician

Insulation Worker

Internetworking Technician

IT Generalist

IT Project Manager

Line Installer Repairer

Programs of Study

Apprenticeship

Line Maintainer (High Voltage Electrician)
 Lineman
 Load Dispatcher
 Logistics Engineer
 Machinist, Marine Engine
 Machinist, Outside
 Marine Machinery Mechanic
 Maintenance Mechanic
 Maintenance Repairer, Building
 Manager, Retail Store
 Marketing Specialist
 Office Manager/ Administrative Services
 Operating Engineer
 Painter, Shipyard
 Paralegal
 Paramedic
 Pipe Fitter
 Pipe Fitter (Ship & Boat)
 Plumber
 Power Plant Operator
 Powerhouse Mechanic
 Production Technologist
 Public Affairs
 Pump Servicer
 Purchasing Agent
 Refrigeration Mechanic
 Relay Technician
 Rigger (Ship & Boat)
 Salesperson Parts
 Sheetmetal Worker
 Shipfitter
 Shipwright (Ship & Boat)
 Surveyor Assistant, Instrument
 Telecommunication Technician
 Transportation Clerk
 Treatment Plant Operator
 Truck Driver, Heavy
 Water Treatment Plant Operator
 Waste Water Treatment Plant Operator
 Welder
 Welder, Arc
 Welder, Combination
 Welderfitter

Programs in Guam Department of Education High Schools

Automotive: Collision Repair and Refinishing
 Technology
 Automotive Services Technology
 Construction Trades: AutoCAD
 Construction Trades: Carpentry
 Construction Trades: HVAC
 Culinary and Foodservice: Prostart
 Early Childhood Education
 Electronics Technology
 Health Careers and Sciences
 Marketing
 Telecommunications
 Hospitality & Tourism: Hospitality and Tourism
 Management Program
 Visual Communications

Continuing Education and Lifelong Learning

Adult Basic Education

High School Equivalency

Adult High School

Other Campus Information

Center for Student Involvement

Leadership Development
Service Learning
Student Governance
Student Organizations

Educational Resources

Accommodative Services for Students with Disabilities

Learning Resources Center/Library Services

Federal Student Aid

Pell Grant
Federal Work Study Program
Supplemental Education Opportunity Grant

Health Services

Basic first aid for injuries and medical conditions that occur during school time

Assessment and nursing management of chronic health problems based on the client's physician-prescribed therapeutic regimen*

Annual screening of employees for tuberculosis (TB) as required by law

Screening of students for TB in compliance with public law and school policy

Administration of TB skin test

Immunization program*

Immunization audit in compliance with public law and school policy

Brief Tobacco Intervention (BTI) program

Screening of height & weight, blood pressure, vision, and pediculosis*

Pregnancy testing and prenatal follow-up*

Advocacy for persons with disabilities

Referral services on health management

Counseling on health and health-related issues.

Health Promotion/Education through Class Presentations

STD & HIV Testing & Treatment in Partnership with DPHSS

*Services will be rendered upon the availability of staff and resources.

Reach for College

Free Tutoring & Academic Support
College Preparation & Admissions Presentations
Financial Aid Assistance & FAFSA Workshop
Career Goal Assessments
GCC Campus Tours
Summer & Winter Bridge Programs
Literacy Navigators

State Agency for Career & Technical and Adult Education Program on Guam

Student Services

Career Guidance & Counseling
Career Information
English & Math Placement Test Advisement
Student Rights Advocacy
Tutoring
Pre-Enrollment Counseling
Personal/Social Counseling

Other Services

Bookstore
Food Service
Student I.D. Cards

Veterans Educational Benefits



Tuition and Fees¹

| | Resident* | Non-Resident | International |
|--|------------------|---------------------|----------------------|
| Tuition/Credit Hour | \$130.00 | \$155.00 | \$180.00 |
| The following fees are charged each semester (\$147.00) | | | |
| Library Fee | \$15.00 | \$15.00 | \$15.00 |
| Registration Fee | \$22.00 | \$22.00 | \$22.00 |
| Student Activity Fee | \$15.00 | \$15.00 | \$15.00 |
| Student Health Fee | \$15.00 | \$15.00 | \$15.00 |
| Student I.D. Card | \$7.00 | \$7.00 | \$7.00 |
| Technology Fee | \$73.00 | \$73.00 | \$73.00 |

*Military/Dependents/Veterans Students

Scholarships

- AANAPISI (Asian American and Native American Pacific Islander-Serving Institution) Scholarship/APIA Scholarship
- Andrea R. Ila Foundation Scholarship
- Association of Government Accountants (AGA) Guam Chapter Scholarship
- Chuuk State Government Scholarship
- Cruikshank LGBTQ+ Scholarship
- Dual Enrollment Accelerated Learning (DEAL) Scholarship
- Federated States of Micronesia (FSM) DOE National Scholarship
- Felix M. and Governor Carlos G. Camacho Foundation Scholarship
- Filipino Ladies Association of Guam Scholarship
- Guam Community College Foundation Scholarship
- Guam Society of America Scholarship
- Hawaii Community Foundation – ABC Stores
- Japanese Government Ministry of Education, Culture, Sports, Science, and Technology (MEXT) Scholarship
- Kosrae State Scholarship
- Kurt S. Moylan Foundation Scholarship
- Latte Stone Nurses Association Scholarship
- "More Like Jimmy" Scholarship
- National Association of Women in Construction (NAWIC) Scholarship
- Patricia Feore Single Parent Scholarship
- Pohnpei State Scholarship
- Western Interstate Commission for Higher Education (WICHE)
- QPT3 Scholarship
- Soroptimist Live Your Dream Award
- Soroptimist International of the Marianas Scholarship
- University of the Philippines Alumni – Guam Scholarship
- YAP State Scholars

Source: Financial Aid Office

Governance

Board of Trustees

Carlo M. Leon Guerrero, Chairperson
Rose P. Grino, Vice Chairperson
Yolanda M. Padrones, Secretary
Gina Y. Ramos, Treasurer
Frank P. Arriola, Member
Richard P. Sablan, Member
Ayda V. Bautista, Student Member
Simone Bollinger, Faculty Advisory Member
Kenneth C. Bautista, Support Staff Advisory Member
Mary A.Y. Okada, Ed.D., CEO/President

Foundation Board of Governors

Lorraine S. Okada, Chairperson
Gerard A. Cruz, Vice Chairperson
Josephine L. Mariano, Treasurer
James A. Martinez, Secretary
Eduardo R. Ila, Member
Annmarie Muna, Member
Eloy S. Lizama, Member
Carline B. Bukikosa, Member
Narlin C. Manalo, Member
Carlo M. Leon Guerrero, Ex-Officio Member
Mary A.Y. Okada, Ed.D., CEO/President

Officers of the College

Mary A.Y. Okada, Ed.D., President
Clarissa T. Padua, MAcc, PMBA Vice President for Finance and Administration
Virginia C. Tudela, Ph.D., Vice President for Academic Affairs
Pilar A.P. Williams, Dean, School of Trades & Professional Services
Michael L. Chan, Ed.D., Dean, School of Technology & Student Services
Dorothy-Lou M. Duenas R.N., Associate Dean, School of Trades & Professional Services
Christine B. Sison, Ph.D., Associate Dean, School of Trades & Professional Services
Mariesha Jean P. Cruz-San Nicolas, Associate Dean, School of Trades & Professional Services
Gerald A.B. Cruz, Associate Dean, School of Technology & Student Services

Council on Postsecondary Student Affairs (COPSA)

Joseph Hapdei, President
Daviana Evangelista, Vice President
Tristan Solomon, Secretary
Joida Valencia, Treasurer
Maria Clemente, Parliamentarian
Julia Delos Reyes, Social Media & Public Relations Officer

Faculty Senate

(comprise of Department Chairs)

Carl Torres II, President; Math & Science / Technology
Carol Cruz, Hospitality & Tourism
Melissa Palomo, Education
Gil Yanger, Construction Trades
Jose Munoz, Criminal Justice & Social Services
Kennylyn Miranda, Culinary & Food Service
Simone Bollinger, English
Troy Lizama, Assessment & Counseling
Vacant, Business & Visual Communications

Staff Senate

Launie Sarmiento, President
Roland Manglona, Vice President
Liberty Pinaula, Secretary/Treasurer
Gina Ibanez, Member-At-Large
Tanya Mendiola, Member-At-Large
Victor Fernandez II, Member-At-Large
David Kim, Member-At-Large
Bertha Guerrero, Member-At-Large
Richard Ramirez, Member-At-Large

Campus Map



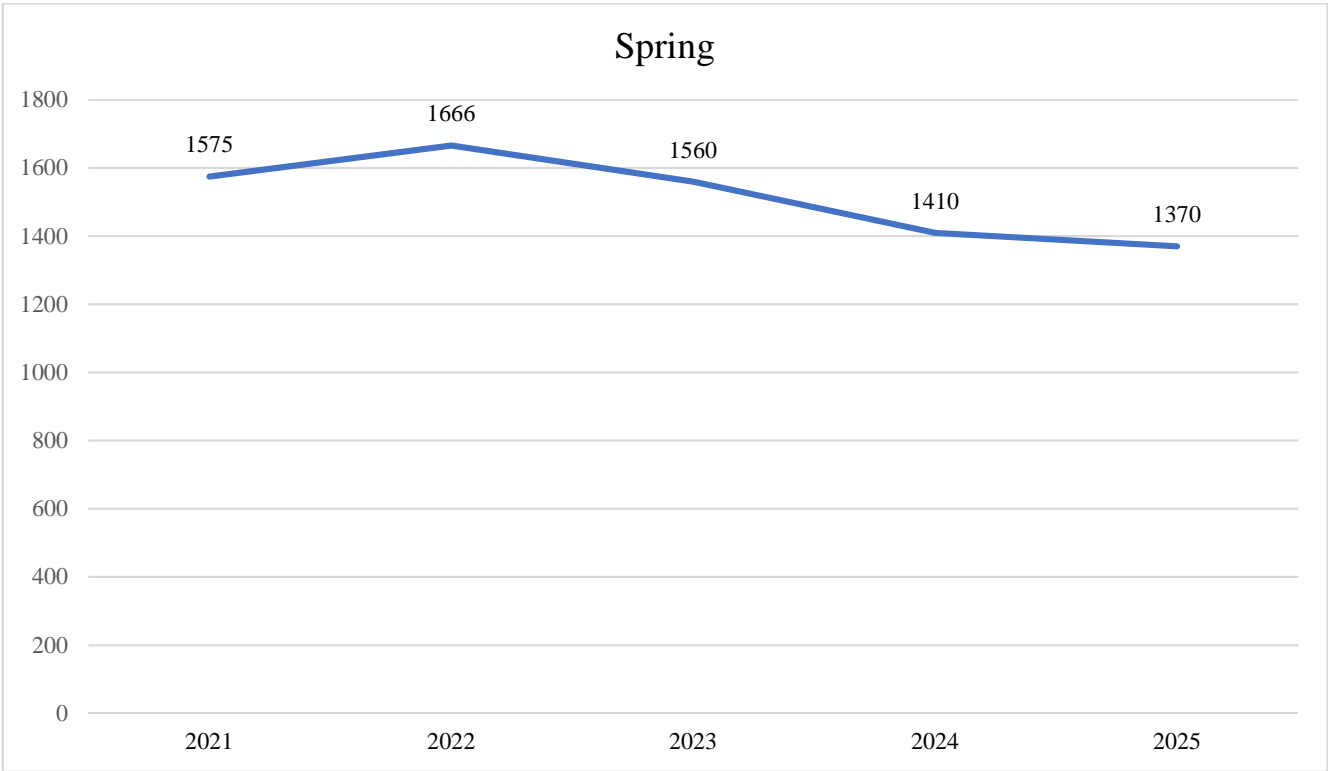
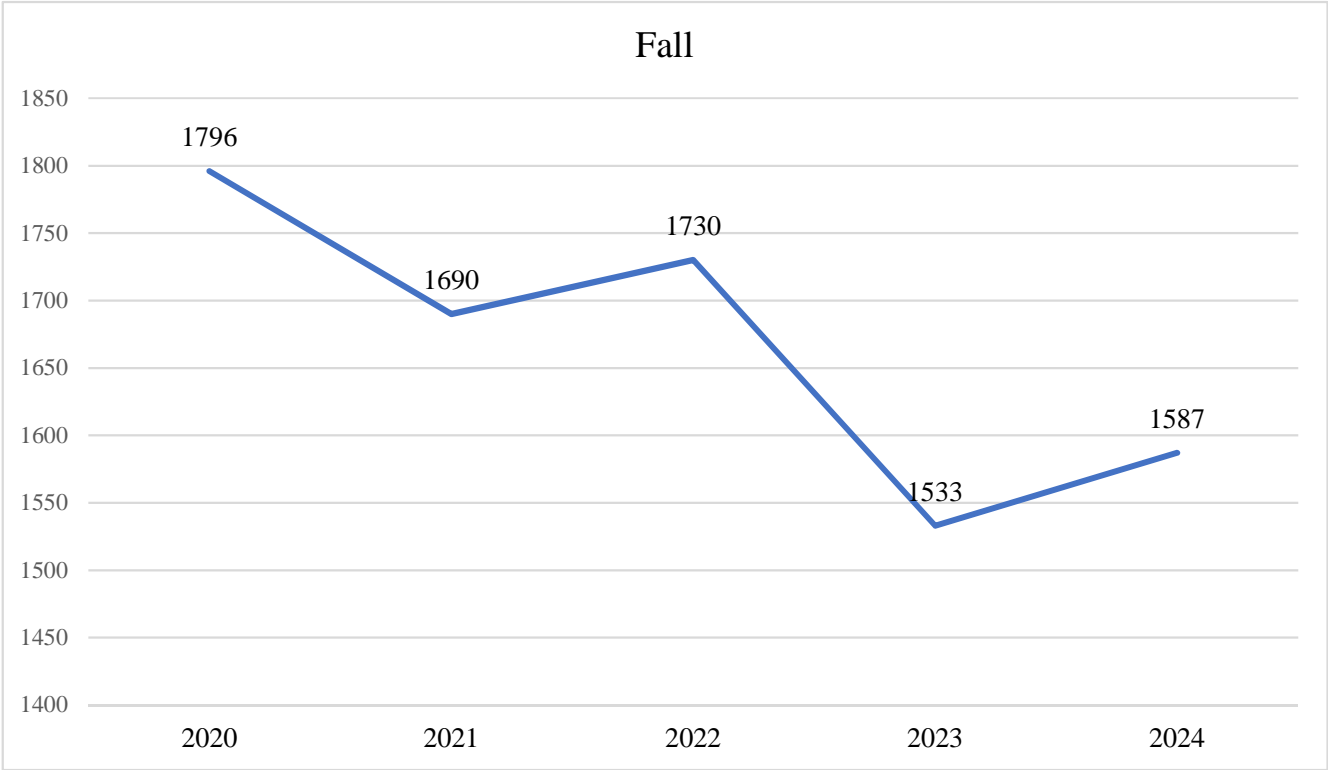
- | | | | |
|------------|--|-------------|---|
| A | Classrooms, Cosmetology | 600 | Construction Classroom/Workshop, Maintenance Dept. |
| B | (Under Construction) | 900 | Autobody/Welding Shop/Classrooms, Construction Trades Office |
| C | Student Support Services, Classrooms | 1000 | Technology Center: Classrooms, Study Hall, Mac Lab, Electronics Lab, Offices, VisCom Studio, Test Center |
| D | Classrooms, Management Information Systems (MIS), Faculty Office | 2000 | Student Services & Administration: Admissions & Registration, Financial Aid, Cashier, Counseling, Accommodative Services, Continuing Education, Business Office, Administrative Offices |
| E | Classrooms, Study Hall, Workout Room, Criminal Justice Offices, Developmental Education, Education/English Offices, Autocad Labs, Mansana Center | 3000 | Anthony A. Leon Guerrero Allied Health Center: Classrooms, Lecture Halls, Offices. |
| F | Foundation Building (6000): Classrooms, Bookstore, Café, Adult Education Office, Veterans Study Room | 4000 | Learning Resource Center (LRC): Computer Lab, ATM |
| 300 | Multipurpose Auditorium (MPA) | 5000 | Student Center: Student Lounge, Computer Lab, Training Room, Health Services (Nurse) Center, Center for Student Involvement, Reach for College, Academic Advisement & Career Placement |
| 400 | Under Renovation | | Gregorio G. Perez Crime Lab Annex Science Classrooms |
| 500 | Automotive Classroom/Shop, Automotive Technology Office | | |

**1 SESAME STREET,
MANGILAO, GU 96913**



**DOWNLOAD MAP:
guamcc.edu/campusmap**

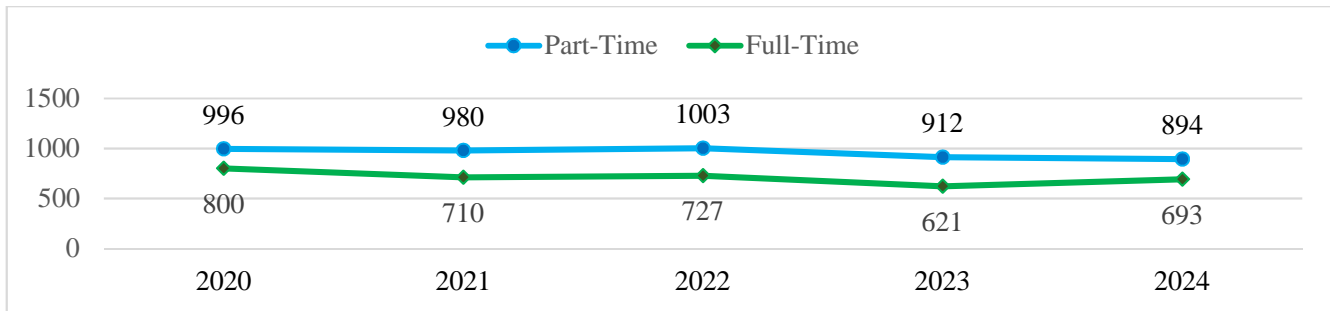
Postsecondary Fall & Spring Enrollment Trends (Unduplicated)



| | 2020-2021 | 2021-2022 | 2022-2023 | 2023-2024 | 2024-2025 |
|---------------|-----------|-----------|-----------|-----------|-----------|
| Fall | 1796 | 1690 | 1730 | 1533 | 1587 |
| Spring | 1575 | 1666 | 1560 | 1410 | 1370 |

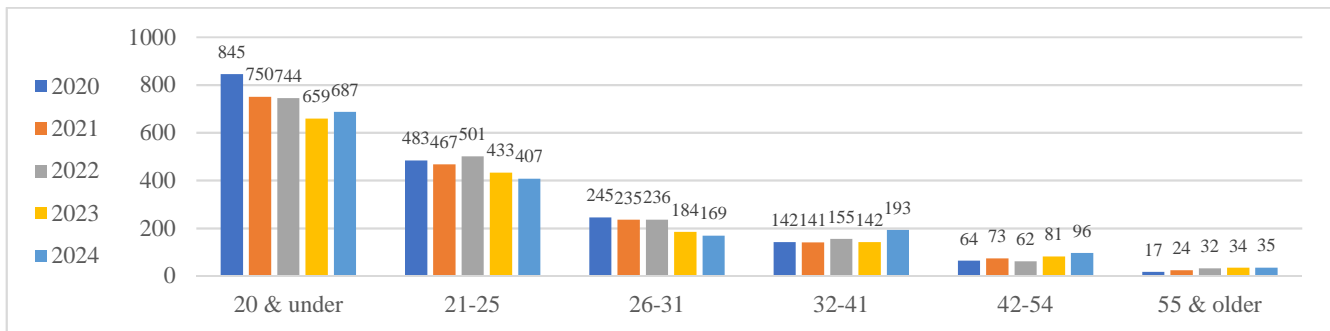
Source: GCC Fact Book, Volume 1-18; Argos

Postsecondary Fall Enrollment by Time Status (Unduplicated)



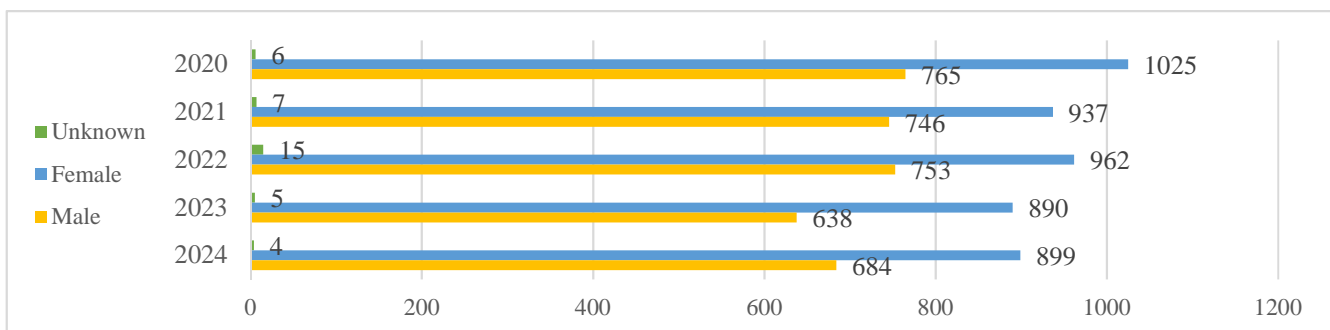
| | 2020 | 2021 | 2022 | 2023 | 2024 |
|------------------|-------------|-------------|-------------|-------------|-------------|
| Part-Time | 996 | 980 | 1003 | 912 | 894 |
| Full-Time | 800 | 710 | 727 | 621 | 693 |
| Total | 1796 | 1690 | 1730 | 1533 | 1587 |

Postsecondary Fall Enrollment by Age (Unduplicated)



| | 20 & under | 21-25 | 26-31 | 32-41 | 42-54 | 55 & older | Total |
|-------------|------------|-------|-------|-------|-------|------------|-------------|
| 2020 | 845 | 483 | 245 | 142 | 64 | 17 | 1796 |
| 2021 | 750 | 467 | 235 | 141 | 73 | 24 | 1690 |
| 2022 | 744 | 501 | 236 | 155 | 62 | 32 | 1730 |
| 2023 | 659 | 433 | 184 | 142 | 81 | 34 | 1533 |
| 2024 | 687 | 407 | 169 | 193 | 96 | 35 | 1587 |

Postsecondary Fall Enrollment by Gender (Unduplicated)



| | Female | Male | Unknown | Total |
|-------------|--------|------|---------|-------------|
| 2020 | 1025 | 765 | 6 | 1796 |
| 2021 | 937 | 746 | 7 | 1690 |
| 2022 | 962 | 753 | 15 | 1730 |
| 2023 | 890 | 638 | 5 | 1533 |
| 2024 | 899 | 684 | 4 | 1587 |

Source: GCC Fact Book, Volume 1-18; Argos

Postsecondary Fall Enrollment by Primary Program (Unduplicated)

| Bachelor of Science | 2020 | 2021 | 2022 | 2023 | 2024 |
|---|-------------|-------------|-------------|-------------|-------------|
| Career and Technical Education ² | 22 | 10 | 9 | 7 | 10 |
| Subtotal | 22 | 10 | 9 | 7 | 10 |

| Associate of Arts | | | | | |
|------------------------------|------------|------------|------------|------------|------------|
| Culinary Arts ³ | 83 | 83 | 81 | 91 | 76 |
| Education | 70 | 75 | 77 | 62 | 44 |
| Liberal Studies ⁴ | 61 | 66 | 84 | 79 | 78 |
| Subtotal | 214 | 224 | 242 | 232 | 198 |

| Associate of Science | | | | | |
|---|------------|------------|-------------|------------|------------|
| Accounting | 65 | 71 | 56 | 51 | 63 |
| Automotive Service Technology – General Service Technician ⁵ | 33 | 28 | 34 | 21 | 21 |
| Automotive Service Technology – Master Service Technician ⁶ | 23 | 19 | 21 | 15 | 24 |
| Civil Engineering Technology ⁷ | 18 | 9 | 20 | 20 | 20 |
| Computer Networking ⁸ | 62 | 59 | 51 | 43 | 26 |
| Computer Science | 84 | 116 | 140 | 121 | 95 |
| Criminal Justice | 110 | 111 | 130 | 93 | 76 |
| Early Childhood Education | 68 | 51 | 48 | 48 | 53 |
| Emergency Management ⁹ | 1 | 4 | 3 | 10 | 2 |
| Foodservice Management ¹⁰ | 10 | 1 | 3 | 1 | 1 |
| Human Services ¹¹ | 43 | 46 | 58 | 41 | 50 |
| Information Technology ¹² | 0 | 0 | 0 | 0 | 22 |
| International Hotel Management ¹³ | 13 | 14 | 12 | 11 | 8 |
| Marketing | 55 | 62 | 50 | 43 | 42 |
| Medical Assisting | 14 | 54 | 75 | 66 | 52 |
| Office Technology | 16 | 15 | 18 | 13 | 18 |
| Practical Nursing ¹⁴ | 122 | 120 | 130 | 115 | 162 |
| Pre-Architectural Drafting ¹⁵ | 9 | 15 | 13 | 11 | 13 |
| Supervision & Management | 40 | 34 | 38 | 30 | 30 |
| Surveying Technology ¹⁶ | 0 | 1 | 1 | 2 | 5 |
| Tourism & Travel Management ¹⁷ | 88 | 56 | 35 | 36 | 38 |
| Visual Communications | 78 | 70 | 64 | 49 | 41 |
| Subtotal | 952 | 956 | 1000 | 840 | 862 |

Postsecondary Fall Enrollment by Primary Program (Unduplicated)

| Certificate | 2020 | 2021 | 2022 | 2023 | 2024 |
|--|-------------|-------------|-------------|-------------|-------------|
| Automotive Service Technology | 12 | 13 | 7 | 2 | 3 |
| Computer Aided Design & Drafting ¹⁸ | 2 | 1 | 2 | 1 | 0 |
| Computer Networking | 0 | 0 | 1 | 0 | 0 |
| Computer Science | 8 | 2 | 2 | 3 | 2 |
| Construction Technology | 29 | 39 | 32 | 43 | 47 |
| Criminal Justice | 42 | 27 | 7 | 19 | 6 |
| Early Childhood Education | 27 | 15 | 4 | 2 | 2 |
| Education | 16 | 4 | 5 | 3 | 3 |
| Emergency Management ¹⁹ | 1 | 0 | 0 | 2 | 0 |
| Environmental Technician | 1 | 3 | 1 | 0 | 0 |
| Family Services | 7 | 7 | 6 | 2 | 0 |
| Fire Science ²⁰ | 0 | 0 | 0 | 0 | 0 |
| Medical Assisting | 90 | 29 | 11 | 8 | 4 |
| Medium/Heavy Truck Diesel Tech ²¹ | 1 | 0 | 0 | 0 | 0 |
| Office Technology | 4 | 7 | 3 | 2 | 2 |
| Sign Language Interpreting ²² | 9 | 6 | 7 | 3 | 2 |
| Supervision & Management | 5 | 1 | 0 | 1 | 0 |
| Surveying Technology ²³ | 1 | 1 | 2 | 1 | 1 |
| Subtotal | 255 | 155 | 90 | 92 | 72 |

| Other | | | | | |
|--|-------------|-------------|-------------|-------------|-------------|
| Cosmetology Industry Certification ²⁴ | 18 | 19 | 37 | 28 | 31 |
| Certified Nursing Assistant (CNA) | 3 | 1 | 0 | 0 | 0 |
| Adult High School Diploma ²⁵ | 93 | 85 | 100 | 84 | 85 |
| Enrichment | 2 | 4 | 17 | 28 | 68 |
| Journeyworker Certificate | 120 | 121 | 113 | 127 | 177 |
| Undeclared | 117 | 115 | 122 | 95 | 84 |
| Subtotal | 353 | 345 | 389 | 362 | 445 |
| GRAND TOTAL | 1796 | 1690 | 1730 | 1533 | 1587 |

Source: GCC Fact Book, Volume 1-18; Argos, Banner

Postsecondary Fall Enrollment by Ethnicity (Unduplicated)

| | 2020 | 2021 | 2022 | 2023 | 2024 |
|--|-------------|-------------|-------------|-------------|-------------|
| Am. Indian or Alaskan Native | 5 | 4 | 2 | 3 | 3 |
| Asian ²⁶ | 4 | 4 | 5 | 37 | 55 |
| Asian Indian | 1 | 1 | 1 | 0 | 0 |
| Black | 12 | 11 | 13 | 9 | 12 |
| Carolinian | 0 | 1 | 1 | 0 | 0 |
| Chamorro | 756 | 716 | 765 | 610 | 621 |
| Chinese | 13 | 9 | 8 | 7 | 16 |
| Chuukese | 84 | 71 | 81 | 72 | 85 |
| Filipino | 754 | 695 | 656 | 563 | 549 |
| Hispanic or Latino | 6 | 12 | 11 | 4 | 8 |
| Japanese | 8 | 17 | 16 | 11 | 11 |
| Korean | 16 | 15 | 18 | 17 | 14 |
| Kosraean | 2 | 1 | 2 | 2 | 5 |
| Marshallese | 1 | 1 | 6 | 7 | 3 |
| Native Haw. or Pac. Islander ²⁷ | 0 | 0 | 0 | 46 | 55 |
| Other | 6 | 4 | 7 | 11 | 11 |
| Palauan | 28 | 31 | 42 | 32 | 32 |
| Ponapean | 21 | 23 | 25 | 22 | 18 |
| Thai | 0 | 0 | 1 | 0 | 0 |
| Two or More Races | 0 | 8 | 9 | 17 | 38 |
| Unknown | 21 | 19 | 14 | 15 | 17 |
| Vietnamese | 1 | 2 | 2 | 0 | 1 |
| White | 37 | 28 | 27 | 26 | 19 |
| Yapese | 20 | 17 | 18 | 22 | 14 |
| TOTAL | 1796 | 1690 | 1730 | 1533 | 1587 |

Source: GCC Fact Book, Volume 1-18; Argos, Banner

New Student Enrollment by Guam High School (Fall)

| | 2020 | 2021 | 2022 | 2023 | 2024 |
|----------------------------------|------------|------------|------------|------------|------------|
| Academy of Our Lady of Guam | 11 | 10 | 8 | 10 | 7 |
| Asmuyao Community School | 2 | 4 | 2 | 3 | 0 |
| Evangelical Christian Academy | 1 | 0 | 2 | 1 | 0 |
| Father Duenas Memorial School | 14 | 13 | 16 | 11 | 12 |
| GCC Adult High School (AHS/GED) | 10 | 14 | 11 | 12 | 10 |
| Guam Community College (VocTech) | — | — | 0 | 4 | 0 |
| George Washington High School | 94 | 60 | 87 | 111 | 51 |
| Guahan Academy Charter School | 3 | 1 | 1 | 3 | 1 |
| Guam Adventist Academy | 2 | 0 | 3 | 4 | 3 |
| Guam High School (DDESS-DODEA) | 8 | 6 | 12 | 9 | 2 |
| Guam Home School Association HS | 0 | 0 | 1 | 0 | 0 |
| Harvest Christian Academy | 3 | 1 | 5 | 6 | 3 |
| Inarajan High School | 1 | 0 | 0 | 0 | 0 |
| J.P. Torres Success Academy | 4 | 2 | 3 | 3 | 1 |
| John F Kennedy High School | 115 | 85 | 94 | 115 | 56 |
| Notre Dame High School | 15 | 0 | 28 | 28 | 11 |
| Oceanview High School | 0 | 0 | 1 | 1 | 0 |
| Okkodo High School | 122 | 81 | 122 | 138 | 69 |
| Saint John's School | 0 | 1 | 0 | 2 | 0 |
| Saint Paul High School | 15 | 12 | 12 | 10 | 8 |
| Simon Sanchez High School | 94 | 63 | 115 | 136 | 61 |
| Southern Christian Academy Guam | — | — | — | — | 1 |
| Southern High School | 48 | 29 | 57 | 56 | 29 |
| Temple Christian School | 1 | 0 | 1 | 2 | 1 |
| Tiyan High School | 70 | 33 | 54 | 62 | 20 |
| TOTAL | 633 | 415 | 635 | 727 | 346 |

Source: GCC Fact Book, Volume 1-18; Banner

*New Student & Resident. Includes Military Dependents and Personnel. Count reflects the last high school attended as reported by students.

Veterans Enrollment (Fall)

| Year | Montgomery GI Bill (30) | Veterans Vocational Rehabilitation Program (31) | Post-9/11 GI Bill (33) | Survivors' and Dependents' Educational Assistance (35) | Montgomery GI Bill (1606) | Total |
|------|-------------------------|---|------------------------|--|---------------------------|-------|
| 2020 | 1 | 4 | 101 | 22 | 2 | 130 |
| 2021 | 1 | 6 | 84 | 25 | 1 | 117 |
| 2022 | 2 | 8 | 84 | 22 | 2 | 118 |
| 2023 | 2 | 19 | 71 | 20 | 2 | 114 |
| 2024 | 1 | 19 | 65 | 34 | 1 | 120 |

Student Financial Aid Trends (Fall)

Financial Aid Recipients Enrollment by Age (Unduplicated)

| Year | 20 & under | 21-25 | 26-31 | 32-41 | 42-54 | 55 & older | Total |
|------|------------|-------|-------|-------|-------|------------|-------|
| 2020 | 530 | 246 | 118 | 57 | 22 | 2 | 975 |
| 2021 | 434 | 229 | 99 | 63 | 26 | 4 | 855 |
| 2022 | 415 | 238 | 97 | 64 | 11 | 5 | 830 |
| 2023 | 371 | 219 | 59 | 41 | 16 | 3 | 709 |
| 2024 | 410 | 187 | 58 | 65 | 12 | 3 | 735 |

Financial Aid Recipients Enrollment by Gender (Unduplicated)

| Year | Female | Male | Unknown | Total |
|------|--------|------|---------|-------|
| 2020 | 620 | 354 | 1 | 975 |
| 2021 | 524 | 330 | 1 | 855 |
| 2022 | 536 | 294 | 0 | 830 |
| 2023 | 462 | 245 | 2 | 709 |
| 2024 | 478 | 253 | 4 | 735 |

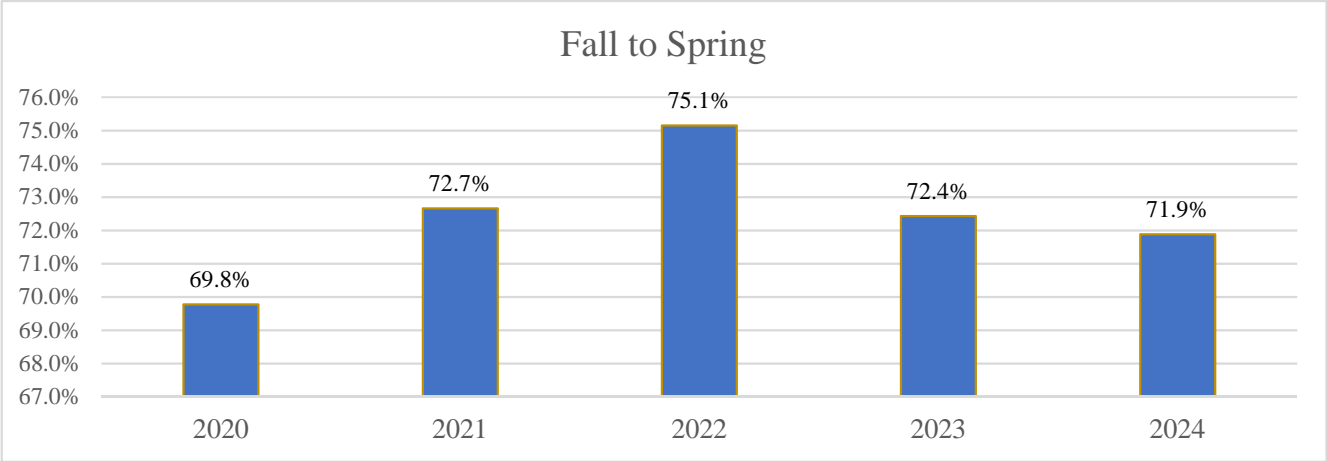
Source: GCC Fact Book, Volume 1-18; Argos, Banner

Financial Aid Recipients Enrollment by Ethnicity (Unduplicated)

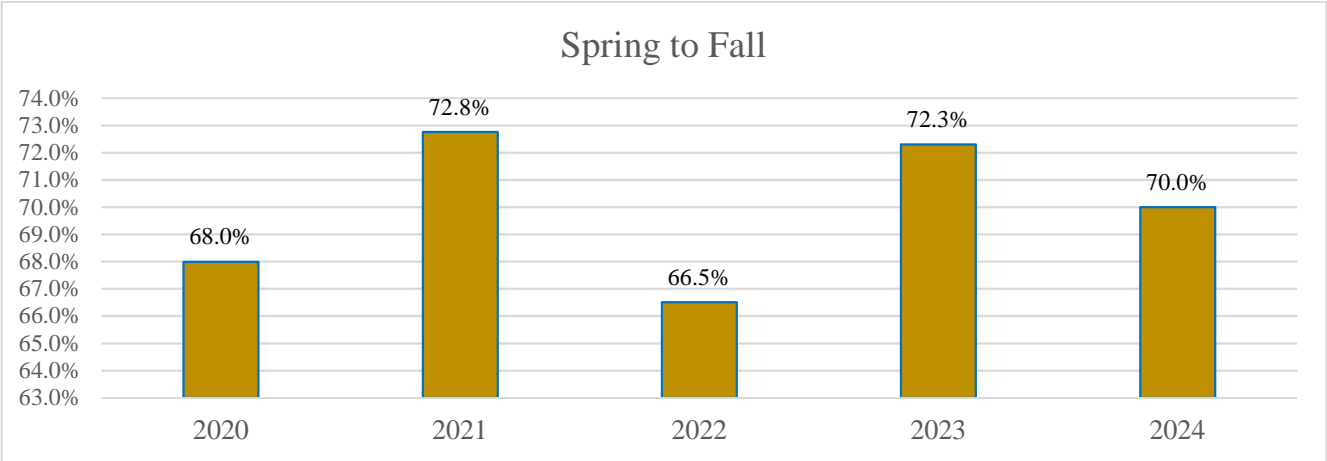
| | 2020 | 2021 | 2022 | 2023 | 2024 |
|------------------------------|------------|------------|------------|------------|------------|
| Am. Indian or Alaskan Native | 2 | 1 | 1 | 1 | 2 |
| Asian | 3 | 0 | 0 | 21 | 31 |
| Asian Indian | 1 | 1 | 1 | 0 | 0 |
| Black | 3 | 4 | 9 | 6 | 10 |
| Carolinian | 0 | 1 | 1 | 0 | 0 |
| Chamorro | 352 | 314 | 320 | 221 | 220 |
| Chinese | 6 | 5 | 0 | 1 | 2 |
| Chuukese | 60 | 46 | 57 | 40 | 47 |
| Filipino | 469 | 406 | 351 | 313 | 315 |
| Hispanic or Latino | 3 | 3 | 4 | 2 | 2 |
| Japanese | 1 | 7 | 7 | 9 | 5 |
| Korean | 7 | 6 | 5 | 7 | 4 |
| Kosraean | 1 | 0 | 0 | 2 | 2 |
| Marshallese | 0 | 1 | 3 | 5 | 2 |
| Native Haw. or Pac. Islander | 0 | 0 | 0 | 19 | 29 |
| Other | 4 | 1 | 1 | 5 | 4 |
| Palauan | 11 | 18 | 25 | 12 | 14 |
| Ponapean | 13 | 13 | 20 | 14 | 9 |
| Two or More Races | 4 | 1 | 1 | 3 | 16 |
| Unknown | 6 | 4 | 3 | 6 | 8 |
| Vietnamese | 1 | 1 | 0 | 0 | 0 |
| White | 11 | 8 | 7 | 8 | 7 |
| Yapese | 17 | 14 | 14 | 14 | 6 |
| TOTAL | 975 | 855 | 830 | 709 | 735 |

Source: Argos, Banner

Persistence Rates



| Spring Term | Previous Fall Enrollment | Persistence Total | Rate % |
|-------------|--------------------------|-------------------|--------|
| 2020 | 1979 | 1381 | 69.8% |
| 2021 | 1796 | 1305 | 72.7% |
| 2022 | 1690 | 1270 | 75.1% |
| 2023 | 1730 | 1253 | 72.4% |
| 2024 | 1533 | 1102 | 71.9% |

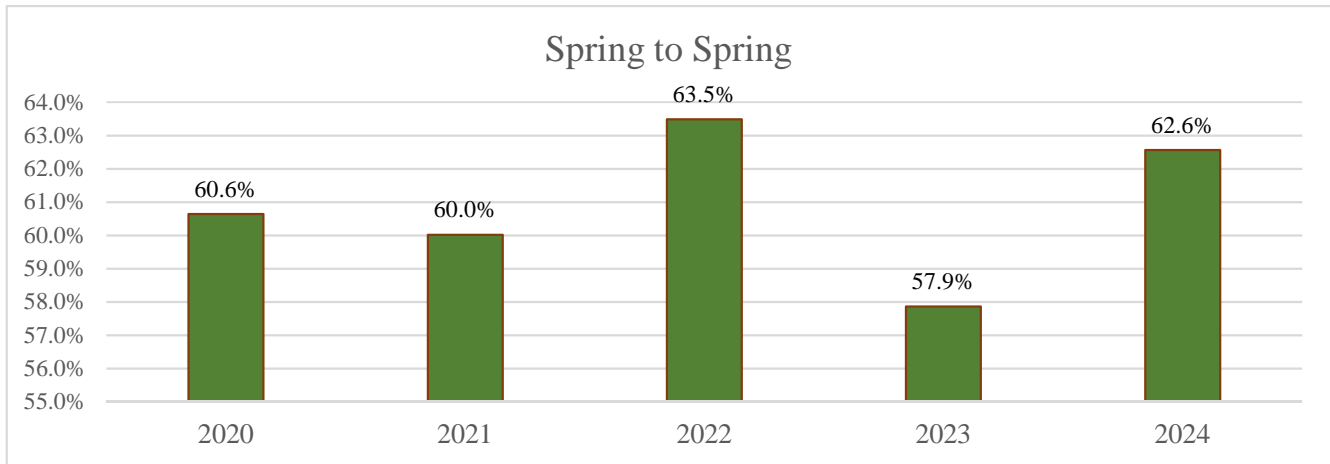


| Fall Term | Previous Spring Enrollment | Persistence Total | Rate % |
|-----------|----------------------------|-------------------|--------|
| 2020 | 1756 | 1194 | 68.0% |
| 2021 | 1575 | 1146 | 72.8% |
| 2022 | 1666 | 1108 | 66.5% |
| 2023 | 1560 | 1128 | 72.3% |
| 2024 | 1410 | 987 | 70.0% |

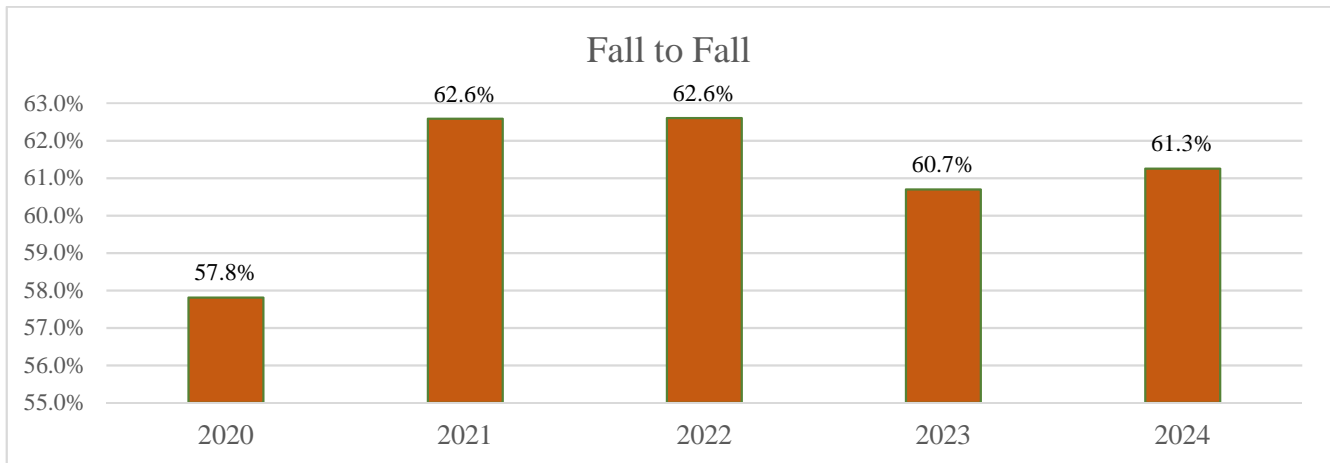
Source: GCC Fact Book, Volume 1-18; Banner

Fall to Spring persistence rate is the percentage of GCC students who were enrolled in the Fall semester and continued to be enrolled in the next Spring semester. Spring to Fall persistence rate is the percentage of GCC students who were enrolled in the Spring semester and continued to be enrolled in the next Fall semester. Graduates are accounted for in these calculations.

Retention Rates



| Fall Term | Previous Fall Enrollment | Retention Total | Rate % |
|-----------|--------------------------|-----------------|--------|
| 2020 | 1880 | 1140 | 60.6% |
| 2021 | 1756 | 1054 | 60.0% |
| 2022 | 1575 | 1000 | 63.5% |
| 2023 | 1666 | 964 | 57.9% |
| 2024 | 1560 | 976 | 62.6% |



| Spring Term | Previous Spring Enrollment | Retention Total | Rate % |
|-------------|----------------------------|-----------------|--------|
| 2020 | 1979 | 1144 | 57.8% |
| 2021 | 1796 | 1124 | 62.6% |
| 2022 | 1690 | 1058 | 62.6% |
| 2023 | 1730 | 1050 | 60.7% |
| 2024 | 1533 | 939 | 61.3% |

Source: GCC Fact Book, Volume 1-18; Banner

Fall to Fall retention rate is the percentage of GCC students who were enrolled in the Fall semester and were also enrolled in the next Fall semester. Spring to Spring retention rate is the percentage of GCC students who were enrolled in the Spring Semester and were also enrolled in the next Spring semester. Graduates are accounted for in these calculations

Placement of Incoming Students (Math & English)

GCC adopted the ACCUPLACER test in November 2016. Prior to the ACCUPLACER test, placement was based on the COMPASS test. Due to the Coronavirus (COVID-19) pandemic, alternative options were offered in place of placement testing.

MATH

| Year | Developmental Math | College Math | Total |
|-------|--------------------|--------------|-------|
| *2020 | 72 | 6 | 78 |
| 2021 | 269 | 243 | 512 |
| 2022 | 174 | 246 | 420 |
| 2023 | 148 | 226 | 374 |
| 2024 | 140 | 96 | 236 |

ENGLISH

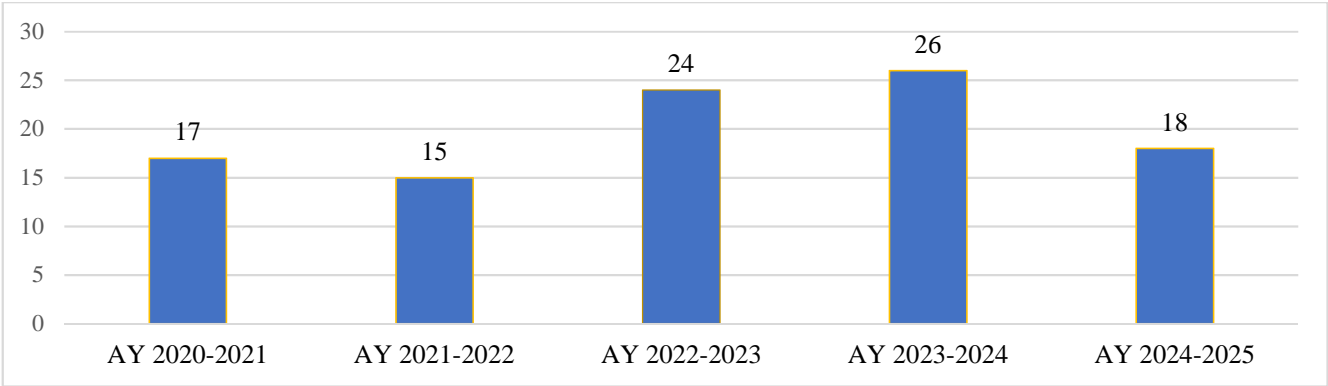
| Year | Developmental English | College English | Total |
|-------|-----------------------|-----------------|-------|
| *2020 | 48 | 15 | 63 |
| 2021 | 326 | 154 | 480 |
| 2022 | 238 | 280 | 518 |
| 2023 | 166 | 266 | 432 |
| 2024 | 106 | 154 | 260 |

Source: GCC Fact Book, Volume 1-18; Banner; Argos

*Due to Covid, placement tests in 2020 were replaced by self-placement of students based on criteria listed and on recommendations. The recommendations were based on Classroom Learning Yields Math & English Readiness (CLYMER) eligibility requirements and past data of students placing in developmental education.



Dual Credit Articulated Programs of Study

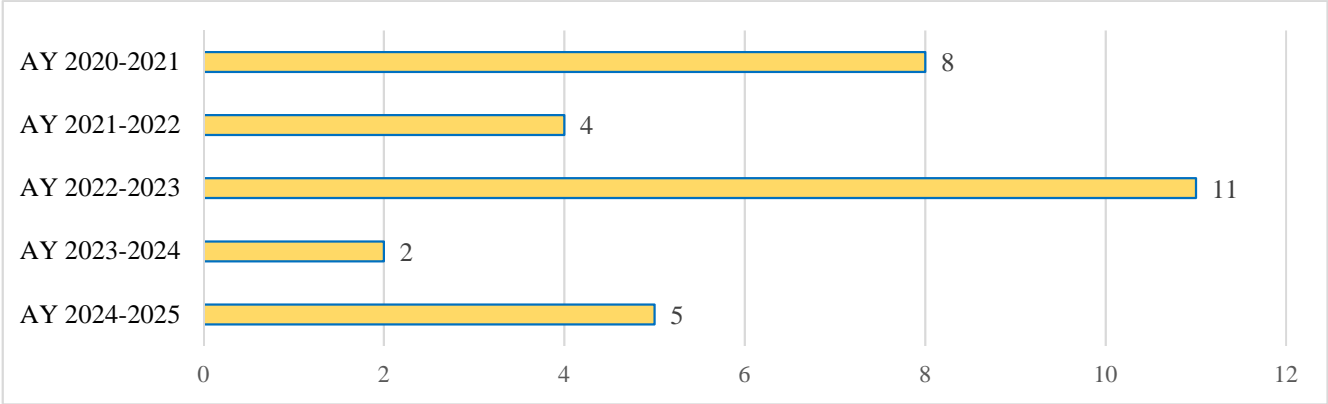


| AY 2020-2021 | AY 2021-2022 | AY 2022-2023 | AY 2023-2024 | AY 2024-2025 | Total |
|--------------|--------------|--------------|--------------|--------------|-------|
| 17 | 15 | 24 | 26 | 18 | 100 |

Source: GCC Fact Book, Volume 1-18; Banner; Argos

GCC’s Dual Credit Articulated Programs of Study (DCAPS) allows secondary students to earn college credit in GCC postsecondary programs by earning a grade of "B" or better in GCC’s Career and Technical Education (CTE).

Dual Enrollment Accelerated Learning



| AY 2020-2021 | AY 2021-2022 | AY 2022-2023 | AY 2023-2024 | AY 2024-2025 | Total |
|--------------|--------------|--------------|--------------|--------------|-------|
| 8 | 4 | 11 | 2 | 5 | 30 |

Source: GCC Fact Book, Volume 1-18; Banner; Argos; TSS Associate Dean

GCC’s Dual Enrollment Accelerated Learning (DEAL) program allows eligible students to enroll in college courses concurrently with high school classes and to receive both high school and college credit simultaneously. GCC has DEAL program agreements with Guam’s six public high schools, Father Duenas Memorial School, Notre Dame High School, Home School Association of Guam and Guam Adventist Academy.



Completers: Degree (Conferral)

| Bachelor of Science | 2019-2020 | 2020-2021 | 2021-2022 | 2022-2023 | 2023-2024 |
|--------------------------------|------------------|------------------|------------------|------------------|------------------|
| Career and Technical Education | — | — | — | 1 | 0 |
| Subtotal | 0 | 0 | 0 | 1 | 0 |

| Associate of Arts | | | | | |
|--------------------------|-----------|-----------|-----------|-----------|-----------|
| Culinary Arts | 14 | 19 | 16 | 13 | 34 |
| Education | 26 | 10 | 18 | 8 | 12 |
| Liberal Studies | 9 | 7 | 15 | 11 | 12 |
| Subtotal | 49 | 36 | 49 | 32 | 58 |

| Associate of Science | | | | | |
|---|------------|------------|------------|------------|------------|
| Accounting | 10 | 4 | 17 | 14 | 9 |
| Automotive Service Technology | 7 | 7 | 6 | 13 | 14 |
| Civil Engineering Technology | 2 | 0 | 1 | 6 | 2 |
| Computer Networking | 10 | 14 | 16 | 23 | 13 |
| Computer Science Track | 13 | 7 | 12 | 29 | 37 |
| Criminal Justice | 30 | 31 | 17 | 29 | 27 |
| Early Childhood Education | 29 | 30 | 18 | 17 | 12 |
| Emergency Management | 0 | 0 | 0 | 0 | 4 |
| Food & Beverage Management | 0 | 0 | 0 | 0 | 0 |
| Foodservice Management | 1 | 7 | 4 | 4 | 1 |
| Hospitality Industry Management | 1 | 1 | 0 | 0 | 0 |
| Human Services | 7 | 6 | 13 | 12 | 8 |
| International Hotel Management (Distance Education Program) | 6 | 2 | 9 | 3 | 4 |
| Marketing | 14 | 15 | 10 | 13 | 24 |
| Medical Assisting | 18 | 19 | 18 | 11 | 16 |
| Office Technology | 4 | 3 | 4 | 2 | 4 |
| Practical Nursing | 0 | 19 | 13 | 0 | 17 |
| Pre-Architectural Drafting | 3 | 0 | 1 | 5 | 3 |
| Supervision & Management | 14 | 3 | 12 | 9 | 7 |
| Surveying Technology | 0 | 0 | 0 | 2 | 0 |
| Tourism & Travel Management | 15 | 17 | 14 | 9 | 5 |
| Visual Communication | 5 | 19 | 11 | 15 | 20 |
| Subtotal | 189 | 204 | 196 | 216 | 227 |

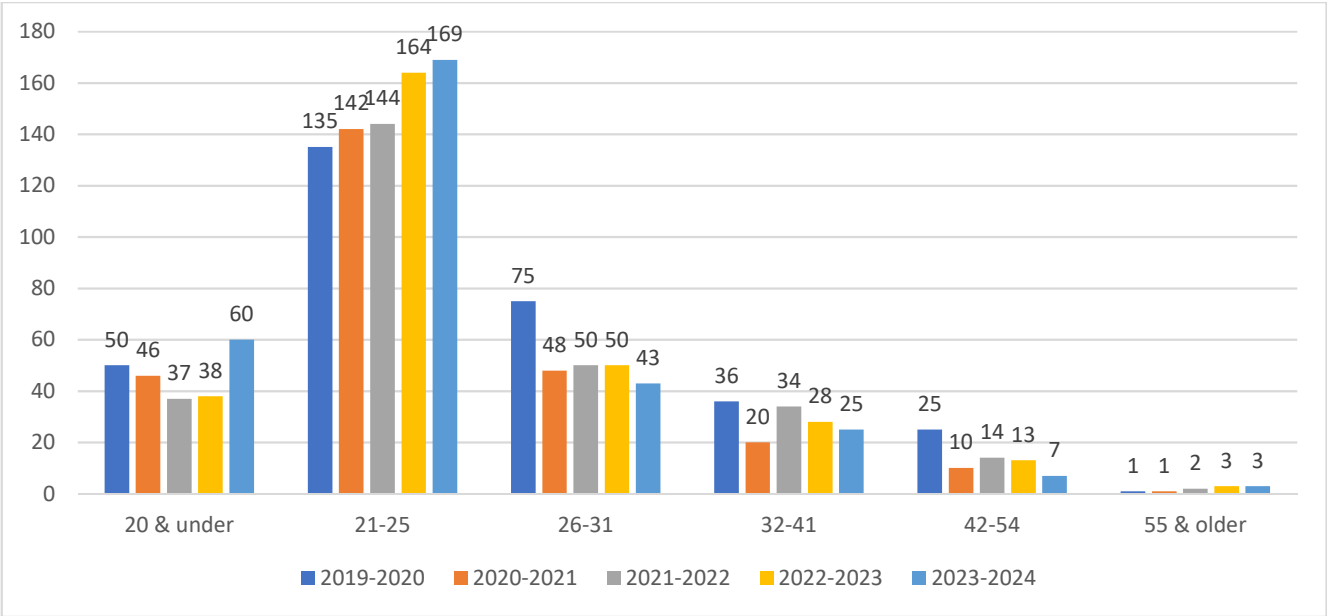
Completers: Certificate and Other Programs (Conferral)

| Certificate | 2019-2020 | 2020-2021 | 2021-2022 | 2022-2023 | 2023-2024 |
|----------------------------------|------------------|------------------|------------------|------------------|------------------|
| Automotive Service Technology | 9 | 4 | 4 | 9 | 7 |
| Computer Aided Design & Drafting | 3 | 0 | 0 | 1 | 1 |
| Computer Science | 2 | 0 | 0 | 1 | 1 |
| Construction Technology | 6 | 0 | 5 | 4 | 3 |
| Criminal Justice | 9 | 15 | 9 | 11 | 9 |
| Early Childhood Education | 21 | 16 | 12 | 7 | 9 |
| Education | 2 | 0 | 1 | 2 | 3 |
| Emergency Management | 0 | 0 | 0 | 0 | 1 |
| Environmental Technician | 1 | 0 | 0 | 0 | 0 |
| Family Services | 1 | 5 | 12 | 11 | 5 |
| Fire Science Technology | 0 | 0 | 0 | 0 | 0 |
| Medical Assisting | 19 | 20 | 20 | 12 | 18 |
| Medium/Heavy Truck Diesel Tech | 0 | 0 | 0 | 0 | 0 |
| Office Technology | 5 | 2 | 3 | 3 | 4 |
| Sign Language Interpreting | 6 | 1 | 0 | 1 | 0 |
| Supervision & Management | 0 | 0 | 2 | 2 | 0 |
| Surveying Technology | 0 | 0 | 0 | 1 | 0 |
| Subtotal | 84 | 63 | 68 | 65 | 61 |

| Other | | | | | |
|--|------------|------------|------------|------------|------------|
| Adult High School Diploma | 53 | 30 | 27 | 51 | 47 |
| High School Equivalency | 7 | 0 | 0 | 0 | 0 |
| Cosmetology Industry Certificate | 0 | 0 | 1 | 0 | 0 |
| Journeyworker Certificate | 27 | 4 | 6 | 3 | 0 |
| Nursing Assistant Industry Certification | 7 | 0 | 0 | 0 | 0 |
| Subtotal | 94 | 34 | 34 | 54 | 47 |
| GRAND TOTAL | 416 | 337 | 347 | 368 | 393 |

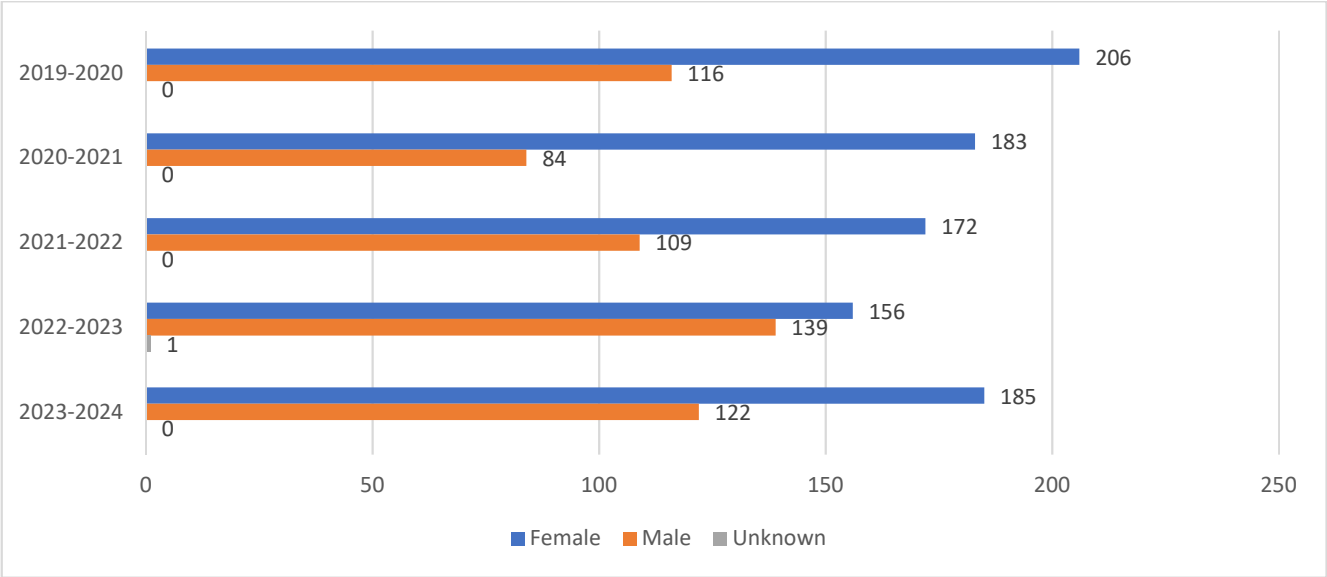
Source: GCC Fact Book, Volume 1-18; Argos, Banner

Completers by Age (Unduplicated)



| | 20 & under | 21-25 | 26-31 | 32-41 | 42-54 | 55 & older | Total |
|------------------|------------|-------|-------|-------|-------|------------|------------|
| 2019-2020 | 50 | 135 | 75 | 36 | 25 | 1 | 322 |
| 2020-2021 | 46 | 142 | 48 | 20 | 10 | 1 | 267 |
| 2021-2022 | 37 | 144 | 50 | 34 | 14 | 2 | 281 |
| 2022-2023 | 38 | 164 | 50 | 28 | 13 | 3 | 296 |
| 2023-2024 | 60 | 169 | 43 | 25 | 7 | 3 | 307 |

Completers by Gender (Unduplicated)



| | Female | Male | Unknown | Total |
|------------------|--------|------|---------|------------|
| 2019-2020 | 206 | 116 | 0 | 322 |
| 2020-2021 | 183 | 84 | 0 | 267 |
| 2021-2022 | 172 | 109 | 0 | 281 |
| 2022-2023 | 156 | 139 | 1 | 296 |
| 2023-2024 | 185 | 122 | 0 | 307 |

Source: Argos, Banner

Completers by Ethnicity (Unduplicated)

| | 2019-2020 | 2020-2021 | 2021-2022 | 2022-2023 | 2023-2024 |
|------------------------------|------------|------------|------------|------------|------------|
| Am. Indian or Alaskan Native | 3 | 0 | 0 | 1 | 0 |
| Asian | 0 | 0 | 1 | 3 | 1 |
| Asian Indian | 0 | 0 | 0 | 1 | 0 |
| Black | 1 | 1 | 0 | 2 | 1 |
| Chamorro | 136 | 113 | 121 | 106 | 105 |
| Chinese | 4 | 3 | 2 | 2 | 1 |
| Chuukese | 11 | 5 | 5 | 6 | 12 |
| Filipino | 130 | 125 | 131 | 141 | 146 |
| Hispanic or Latino | 1 | 0 | 3 | 3 | 1 |
| Japanese | 3 | 0 | 2 | 4 | 3 |
| Korean | 1 | 1 | 3 | 3 | 4 |
| Kosraean | 1 | 0 | 0 | 1 | 0 |
| Marshallese | 0 | 0 | 0 | 0 | 2 |
| Native Haw. or Pac. Islander | 0 | 1 | 0 | 1 | 2 |
| Other | 0 | 2 | 0 | 1 | 0 |
| Palauan | 8 | 3 | 3 | 8 | 10 |
| Ponapean | 6 | 4 | 2 | 3 | 8 |
| Two or More Races | 2 | 2 | 2 | 2 | 0 |
| Unknown | 2 | 1 | 1 | 5 | 2 |
| Vietnamese | 1 | 1 | 0 | 0 | 0 |
| White | 8 | 5 | 5 | 2 | 4 |
| Yapese | 4 | 0 | 0 | 1 | 5 |
| Total | 322 | 267 | 281 | 296 | 307 |

Source: Argos

Secondary CTE Programs

Total Population in GCC Programs (SY 2024-2025)

| Program | George Washington High School | John F. Kennedy High School | Okkodo High School | Southern High School | Simon Sanchez High School | Tiyan High School | Total |
|--|-------------------------------|-----------------------------|--------------------|----------------------|---------------------------|-------------------|-------------|
| Health Careers and Sciences | 86 | 98 | | 58 | 87 | 57 | 386 |
| Automotive Services Technology | 61 | 63 | 49 | 45 | 50 | 54 | 322 |
| Automotive: Collision Repair | 61 | | | 45 | | | 106 |
| Construction Trades: Auto CAD | 21 | | | | | 0 | 21 |
| Construction Trades: Carpentry | 37 | 45 | 37 | | 27 | 32 | 178 |
| Construction Trades: HVAC | | | | 0 | | | 0 |
| Early Childhood Education* | 60 | | | | | | 60 |
| Electronics Technology | 48 | | 57 | 56 | 67 | | 228 |
| Marketing | 43 | 58 | 83 | 64 | 62 | 69 | 379 |
| Hospitality & Tourism Management Program** | 61 | 66 | 77 | 52 | 75 | 71 | 402 |
| Culinary and Foodservice: ProStart | 65 | 62 | 78 | 51 | 78 | 44 | 378 |
| Tele-communications | | 84 | | | | 40 | 124 |
| Visual Communications | 39 | | | | | 47 | 86 |
| Total | 582 | 476 | 381 | 371 | 446 | 414 | 2670 |

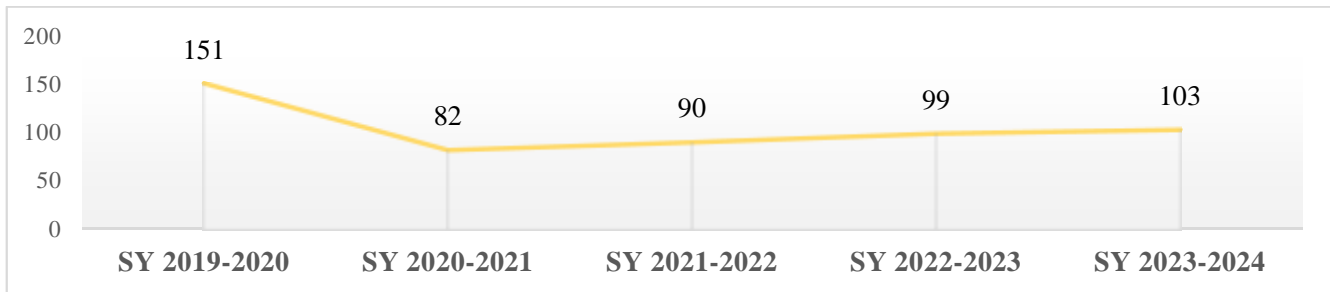
Shaded areas represent programs that are not offered in the respective secondary schools.

*Early Childhood Education as a CTE program was piloted in January 2010 and began with 77 students. It was only offered to GWHS due to the proximity to the GCC campus.

**Program name change in Fall 2021 from Lodging Management Program (LMP) to Hospitality & Tourism Management (HTMP).

Secondary CTE Programs

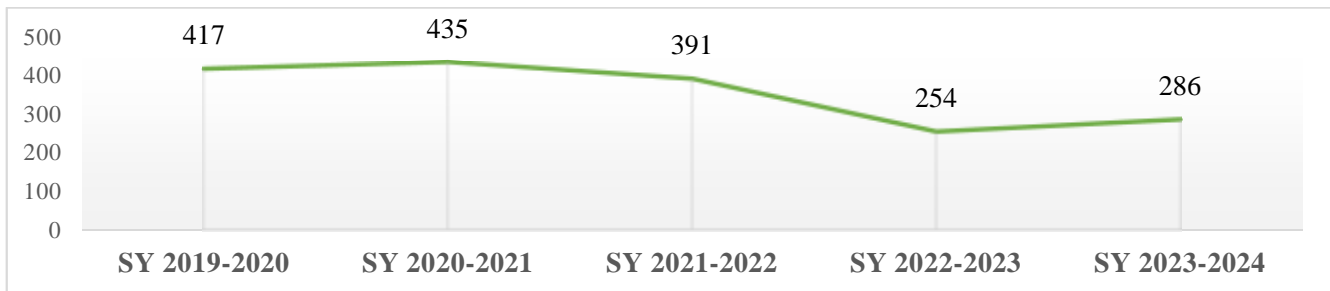
Certificate of Mastery



| | GWHS | JFKHS | OHS | SSHS | SHS | THS | Total |
|----------------------|-----------|-----------|------------|-----------|------------|-----------|------------|
| SY 2019-2020 | 23 | 19 | 44 | 9 | 38 | 18 | 151 |
| SY 2020-2021* | 24 | 5 | 26 | 19 | 5 | 3 | 82 |
| SY 2021-2022 | 19 | 10 | 21 | 7 | 27 | 6 | 90 |
| SY 2022-2023 | 12 | 12 | 14 | 4 | 51 | 6 | 99 |
| SY 2023-2024 | 8 | 34 | 19 | 1 | 36 | 5 | 103 |
| Total | 86 | 80 | 124 | 40 | 157 | 38 | 525 |

*The low numbers for 2020-2021 Certificate of Mastery were due to student’s inability to participate in the work experience (WE) as required for the Certificate of Mastery due to the pandemic.

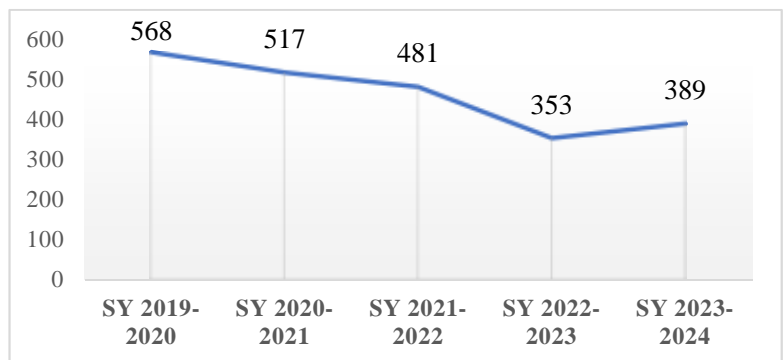
Certificate of Completion



| | GWHS | JFKHS | OHS | SSHS | SHS | THS* | Total |
|---------------------|------------|------------|------------|------------|------------|------------|-------------|
| SY 2019-2020 | 95 | 81 | 47 | 95 | 44 | 55 | 417 |
| SY 2020-2021 | 50 | 49 | 117 | 51 | 74 | 94 | 435 |
| SY 2021-2022 | 60 | 70 | 69 | 55 | 73 | 64 | 391 |
| SY 2022-2023 | 43 | 54 | 40 | 39 | 43 | 35 | 254 |
| SY 2023-2024 | 65 | 53 | 49 | 40 | 22 | 57 | 286 |
| Total | 313 | 307 | 322 | 280 | 256 | 305 | 1783 |

Overall Completion

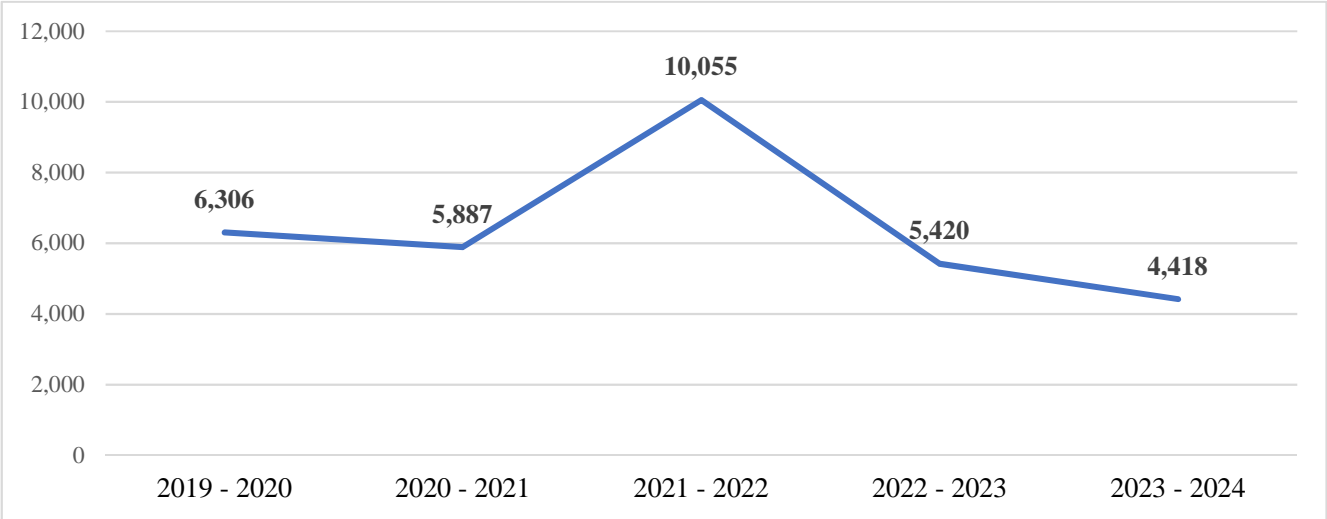
| School Year | Total |
|-------------|-------|
| 2019-2020 | 568 |
| 2020-2021 | 517 |
| 2021-2022 | 481 |
| 2022-2023 | 353 |
| 2023-2024 | 389 |



Source: School of Trades and Professional Services, Secondary Report

Continuing Education & Workforce Development

Overall Enrollment



| | 1 ST Quarter (Oct – Dec) | 2 ND Quarter (Jan-Mar) | 3 RD Quarter (Apr-June) | 4 TH Quarter (July-Sept) | Total |
|--------------------|--|--------------------------------------|---------------------------------------|--|---------------|
| 2019 - 2020 | 3,317 | 1,537 | 618 | 834 | 6,306 |
| 2020 - 2021 | 676 | 1,438 | 2,131 | 1,642 | 5,887 |
| 2021 - 2022 | 3,303 | 1,715 | 1,716 | 3,321 | 10,055 |
| 2022 - 2023 | 485 | 709 | 3,531 | 695 | 5,420 |
| 2023 - 2024 | 683 | 975 | 2,130 | 630 | 4,418 |

Source: Continuing Education and Workforce Development Office, GCC Fact Book, Volume 1-18; Banner



Apprenticeship 2020-2024

Public Sector Apprentices (October-December)

| | 2020 | 2021 | 2022 | 2023 | 2024 |
|------------------------------------|------------|------------|------------|------------|------------|
| Department of Administration / GCC | 0 | 0 | 0 | 0 | 0 |
| Department of Agriculture | — | — | — | — | 2 |
| Department of Corrections | 34 | 77 | 75 | 70 | 88 |
| Department of Education | 0 | 0 | 0 | 0 | 0 |
| Department of Land Management | 0 | 0 | 0 | 0 | 0 |
| Department of Public Works | 0 | 0 | 0 | 0 | 0 |
| Department of Youth Affairs | 4 | 4 | 3 | 3 | 5 |
| GHURA | 12 | 10 | 8 | 8 | 3 |
| Guam Customs and Quarantine Agency | — | — | — | 35 | 39 |
| Guam Fire Department | 36 | 27 | 15 | 8 | 75 |
| Guam Housing Corporation | 0 | 0 | 0 | 0 | 0 |
| Guam Law Library | 0 | 0 | 0 | 0 | 0 |
| Guam Legal Services | 0 | 0 | 0 | 0 | 0 |
| Guam Police Department | 55 | 42 | 27 | 65 | 64 |
| Guam Power Authority | 37 | 0 | 30 | 17 | 27 |
| Guam Waterworks | 0 | 0 | 0 | 0 | 0 |
| Judiciary of Guam | 1 | 0 | 0 | 0 | 0 |
| Port Authority Guam | 0 | 34 | 0 | 0 | 0 |
| Total | 179 | 194 | 158 | 206 | 303 |

Private Sector Apprentices (October-December 2024)*

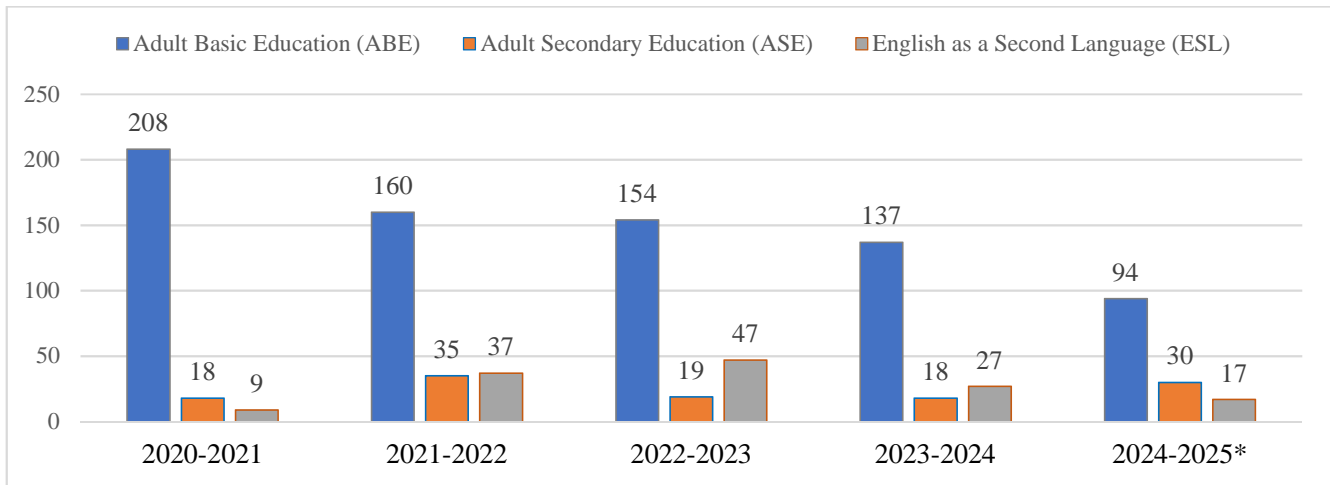
| | | | |
|--|----|--|------------|
| Ambyth Shipping & Trading, Inc. | 7 | Hyatt Regency Guam | 1 |
| Asia Pacific Financial Management Group | 1 | IP&E (Sponsor: CPL Pacific, LLC) | 8 |
| Atkins Kroll, Inc. | 17 | Island CERTS Corp. | 1 |
| Cabras Marine Corporation | 56 | IT&E (Sponsor: CPL Pacific, LLC) | 38 |
| Cancer Center of Guam | 1 | JMSI Electrical, LLC | 7 |
| Core Tech International | 3 | Kloppenburg Enterprises, Inc. | 3 |
| CPL Pacific, LLC | 3 | M.G. Huffer Adventures in Learning Child Dev. Center | 3 |
| Daiso Guam | 3 | Nissan Motors Corporation Guam | 2 |
| DeWitt Guam | 4 | Pacific Biomedical Services | 2 |
| Docomo Pacific | 17 | Pacific Star Resort & Spa | 1 |
| DZSP21, LLC | 6 | Pacific Unlimited, Inc. | 2 |
| Fujita Properties Guam | 2 | Seafix Incorporated | 2 |
| G4S Security Systems | 4 | The Kracked Egg | 1 |
| Generation Renewable Inc. (Formerly MRE) | 2 | Title Guaranty of Guam | 4 |
| Goodwind Development Corporation | 19 | TLC Day Care | 2 |
| GTA TeleGuam | 46 | United Tire Guam | 1 |
| Hawaiian Rock Products | 3 | Valley of the Latte, LLC | 2 |
| | | Total | 274 |

Source: Continuing Education & Workforce Development – Apprenticeship Office.

*Active Employers with Enrollment

Adult Education

Enrollment



| | 2020-2021 | 2021-2022 | 2022-2023 | 2023-2024 | 2024-2025* |
|------------------------------------|------------|------------|------------|------------|------------|
| Adult Basic Education (ABE) | 208 | 160 | 154 | 137 | 94 |
| Adult Secondary Education (ASE) | 18 | 35 | 19 | 18 | 30 |
| English as a Second Language (ESL) | 9 | 37 | 47 | 27 | 17 |
| Total | 235 | 232 | 220 | 182 | 141 |

Source: National Reporting System (NRS)/TOPSpro Enterprise database system - Table 1-2A
 *Count reflects July 2024 - January 2025

Enrollment by Age

| Program Year | 16-18 | 19-24 | 25-44 | 45-54 | 55-59 | 60+ | TOTAL |
|--------------|-------|-------|-------|-------|-------|-----|-------|
| 2020-2021 | 1 | 68 | 146 | 11 | 8 | 1 | 235 |
| 2021-2022 | 3 | 50 | 150 | 22 | 3 | 4 | 232 |
| 2022-2023 | 14 | 48 | 133 | 17 | 6 | 2 | 220 |
| 2023-2024 | 12 | 48 | 100 | 14 | 6 | 2 | 182 |
| 2024-2025* | 10 | 34 | 74 | 16 | 4 | 3 | 141 |

Source: WIOA, Title II - Workforce Innovation and Opportunity Act, Adult Education and Family Literacy and the National Reporting System (NRS)/TOPSpro Enterprise database system - Table 2 & 2A.
 *Count reflects July 2024 - January 2025

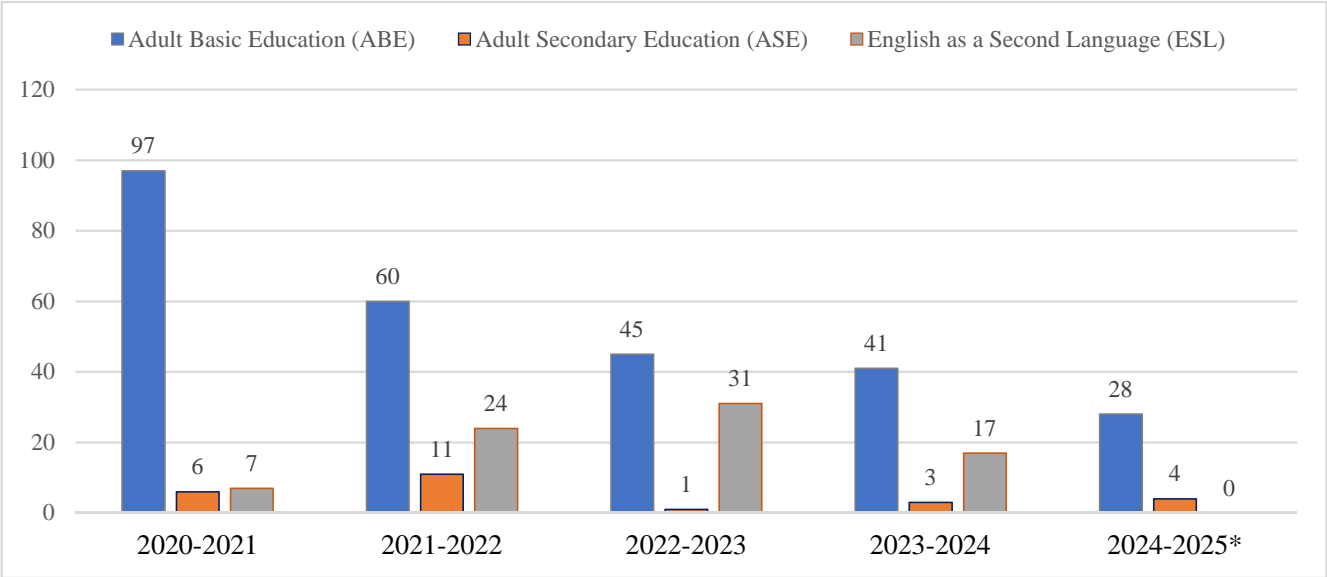
Enrollment by Ethnicity

| Program Year | American Indian or Alaska | Asian | Black or African American | Hispanic/Latino | Native Hawaiian or Other Pacific Islander | White | More than 1 Race | TOTAL |
|--------------|---------------------------|-------|---------------------------|-----------------|---|-------|------------------|-------|
| 2020-2021 | 0 | 35 | 0 | 0 | 192 | 4 | 4 | 235 |
| 2021-2022 | 0 | 58 | 0 | 1 | 153 | 9 | 11 | 232 |
| 2022-2023 | 0 | 58 | 0 | 6 | 144 | 4 | 8 | 220 |
| 2023-2024 | 0 | 43 | 0 | 9 | 122 | 3 | 5 | 182 |
| 2024-2025* | 0 | 29 | 1 | 2 | 100 | 2 | 7 | 141 |

Source: WIOA, Title II - Workforce Innovation and Opportunity Act, Adult Education and Family Literacy and the National Reporting System (NRS)/TOPSpro Enterprise database system - Table 2 & 2A.
 *Count reflects July 2024 - January 2025

Adult Education

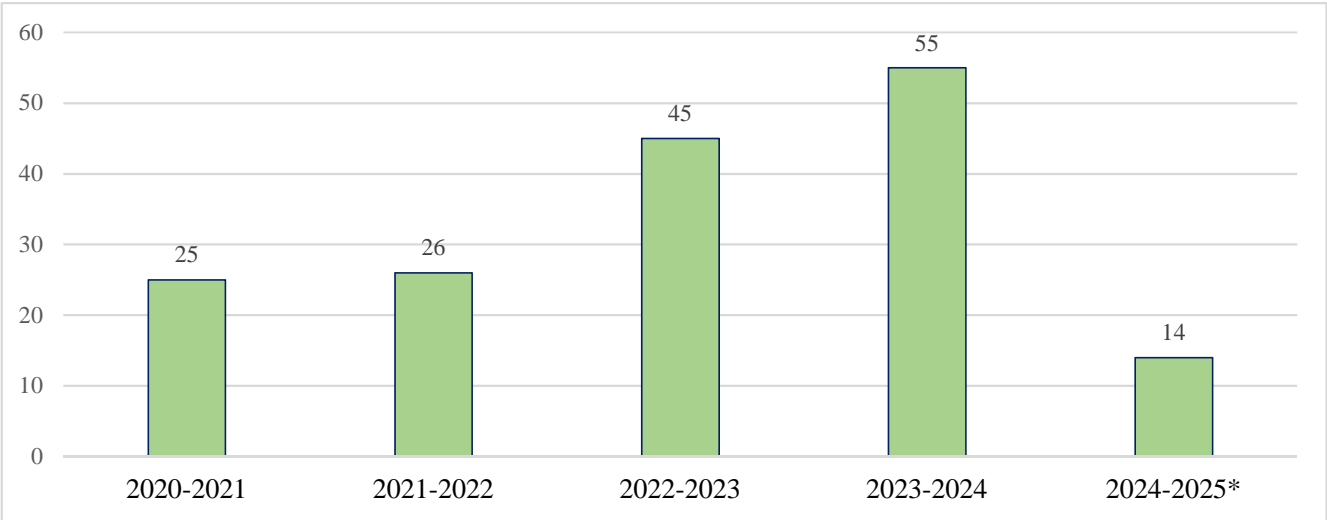
Measurable Skills Gains



| | 2020-2021 | 2021-2022 | 2022-2023 | 2023-2024 | 2024-2025* |
|------------------------------------|------------|-----------|-----------|-----------|------------|
| Adult Basic Education (ABE) | 97 | 60 | 45 | 41 | 28 |
| Adult Secondary Education (ASE) | 6 | 11 | 1 | 3 | 4 |
| English as a Second Language (ESL) | 7 | 24 | 31 | 17 | 0 |
| Total | 110 | 95 | 77 | 61 | 32 |

Source: WIOA, Title II - Workforce Innovation and Opportunity Act, Adult Education and Family Literacy and the National Reporting System (NRS)/TOPSpro Enterprise database system - Table 4(E) Number who achieved at least one educational function level gain.
 *Count reflects July 2024 - January 2025

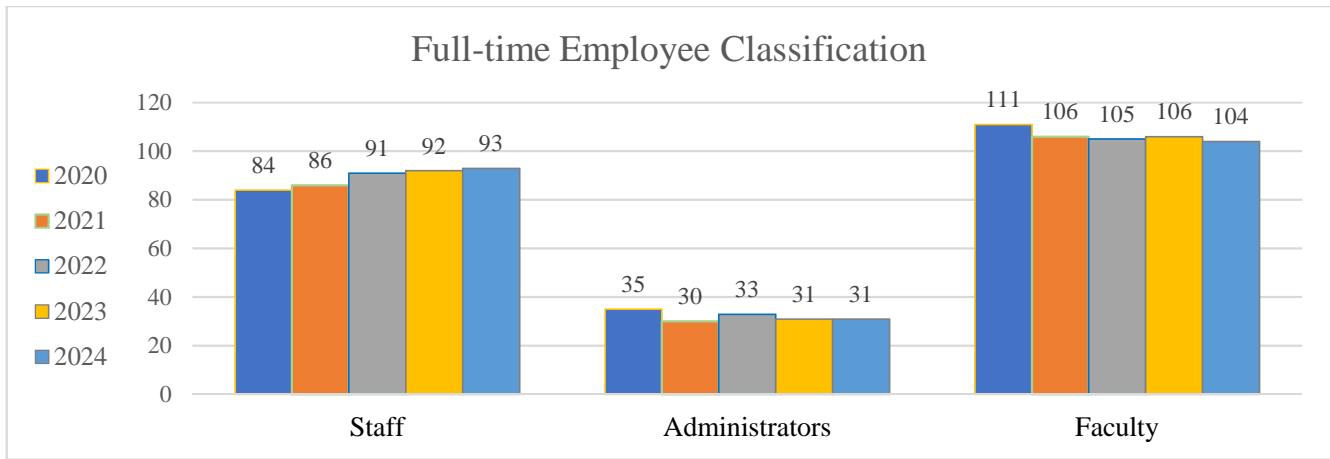
Completers: Diploma/GED



| | 2020-2021 | 2021-2022 | 2022-2023 | 2023-2024 | 2024-2025* |
|-----------------------------|-----------|-----------|-----------|-----------|------------|
| Adult Basic Education (ABE) | 25 | 26 | 45 | 55 | 14 |

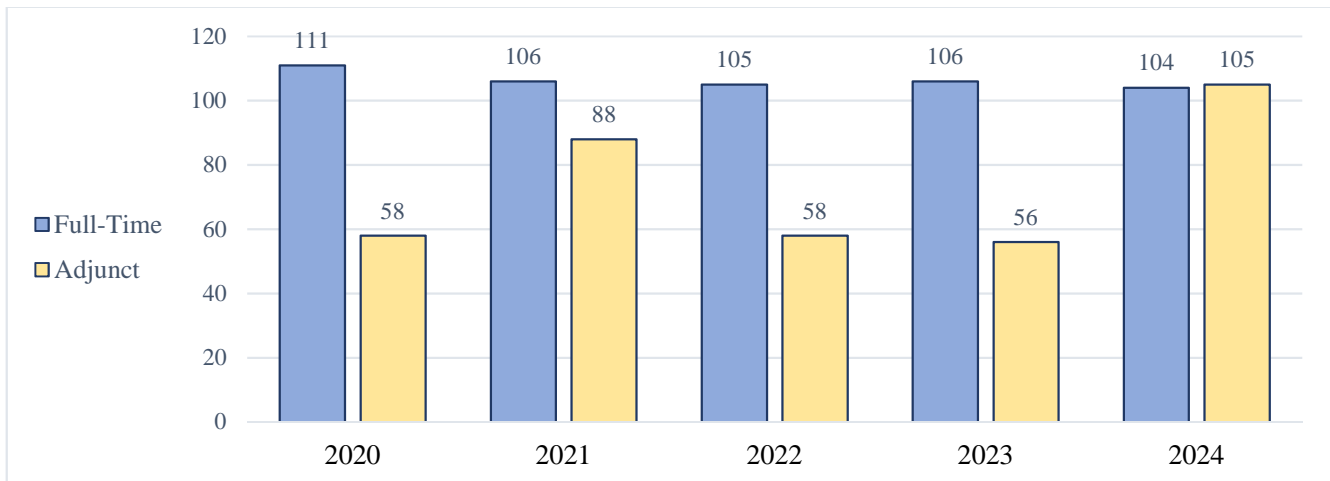
Source: National Reporting System (NRS)/TOPSpro Enterprise database system - Table 4
 *Count reflects July 2024 - January 2025

Employees



| Classification | 2020 | 2021 | 2022 | 2023 | 2024 |
|----------------------|------------|------------|------------|------------|------------|
| Staff | 84 | 86 | 91 | 92 | 93 |
| Administrator | 35 | 30 | 33 | 31 | 31 |
| Faculty | 111 | 106 | 105 | 106 | 104 |
| Total: | 230 | 222 | 229 | 229 | 228 |

Faculty

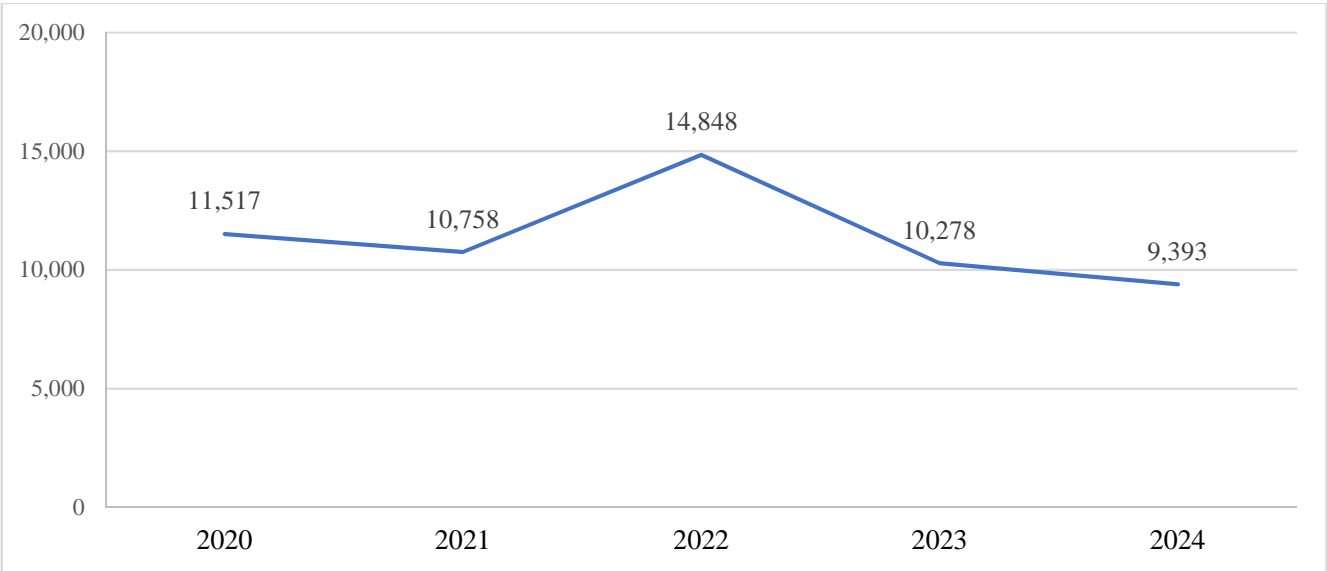


| | 2020 | 2021 | 2022 | 2023 | 2024 |
|-----------------------------|------------|------------|------------|------------|------------|
| Professor | 8 | 8 | 8 | 8 | 9 |
| Associate Professor | 15 | 12 | 14 | 14 | 14 |
| Assistant Professor | 22 | 20 | 18 | 16 | 15 |
| Instructor | 53 | 43 | 42 | 42 | 39 |
| Assistant Instructor | 13 | 23 | 23 | 26 | 27 |
| Adjunct Faculty | 58 | 88 | 58 | 56 | 105 |
| Total: | 169 | 194 | 163 | 162 | 209 |

Note: Lecturer and Emergency Instructors are counted with Assistant Instructors
 Source: Human Resources Office. GCC Fact Book, Volume 1-18; Banner

Total Impact

Total Students Served



| | Postsecondary* | Secondary | Apprenticeship | Adult Education | Continuing Education | GRAND TOTAL |
|-------------|----------------|-----------|----------------|-----------------|----------------------|---------------|
| 2020 | 1,796 | 2,782 | 398 | 235 | 6,306 | 11,517 |
| 2021 | 1,690 | 2,531 | 418 | 232 | 5,887 | 10,758 |
| 2022 | 1,730 | 2,467 | 376 | 220 | 10,055 | 14,848 |
| 2023 | 1,533 | 2,697 | 446 | 182 | 5,420 | 10,278 |
| 2024 | 1,587 | 2,670 | 577 | 141 | 4,418 | 9,393 |

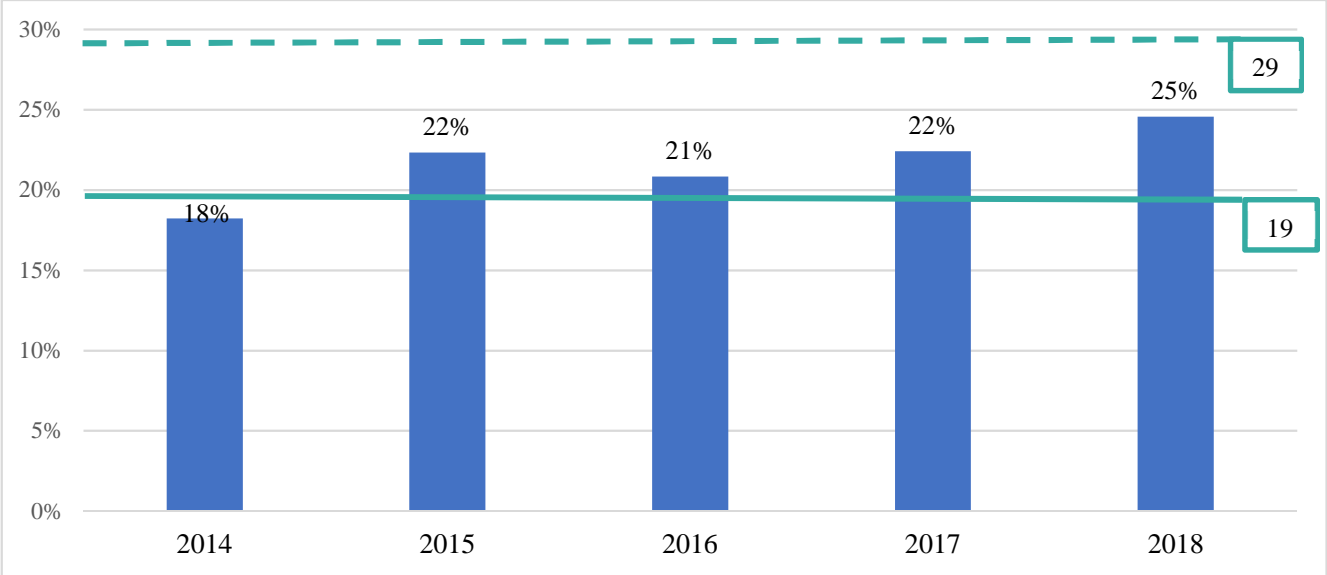


Institution-Set Student Achievement (ISS) Benchmarks

LEGEND:

Aspirational Goal -----
Benchmark (Floor) _____

150% Graduation Rate



Source: GCC Fact Book, Volume 1-18; Banner

First-time, full-time degree/certificate-seeking students in the Fall semester who graduate within *three years* if enrolled in an associate's degree program or within *one-and-a-half years* if enrolled in a certificate program.



Institution-Set Student Achievement (ISS) Benchmarks

Job Placement Rate

| ISS | 2020 | 2021 | 2022 | 2023 | 2024 |
|--------------------------|------|------|------|------|------|
| Benchmark | 44% | 45% | 46% | 47% | 48% |
| Aspirational Goal | 54% | 55% | 56% | 57% | 58% |

| CAREER PATHWAYS | 2020 | 2021 | 2022 | 2023 | 2024 |
|---|------|------|------|------|------|
| Architecture and Construction | | | | | 42% |
| Arts, Audiovisual Technology, and Communications | | | | 9% | 33% |
| Business, Management, and Administration | 19% | 21% | 5% | 8% | 38% |
| Education and Training | 23% | 24% | 5% | 10% | 29% |
| Health Services | 24% | 24% | 5% | 16% | 39% |
| Hospitality and Tourism | 36% | 53% | 4% | 14% | 31% |
| Information Technology | 35% | 35% | | 17% | 38% |
| Law, Public Safety, and Security | 19% | 19% | | 11% | 24% |
| Marketing, Sales and Services | 17% | 17% | 14% | 20% | 46% |
| Science, Technology, Engineering and Math | | | 17% | 12% | 38% |
| Transportation, Distribution and Logistics | | | 0% | 10% | 25% |

Source: GCC Fact Book, Volume 1-18; Banner; ACCJC Annual Report, Graduate Employment Report.

The job placement rate is only reported for career clusters with programs where at least 10 students completed in the designated year and at least 10 students were contacted. The programs that did not fit the two criteria aforementioned are not listed and the grayed-out boxes denote a year in which the two criteria were not met for programs in the career cluster. The job placement rate for each designated year is as of April in the following year. Career pathways are defined by the U.S. Department of Education as a series of connected support services, education, and training programs that enable individuals to secure employment within a specific industry or occupational sector and to advance over time to successively higher levels of education or employment in that sector.

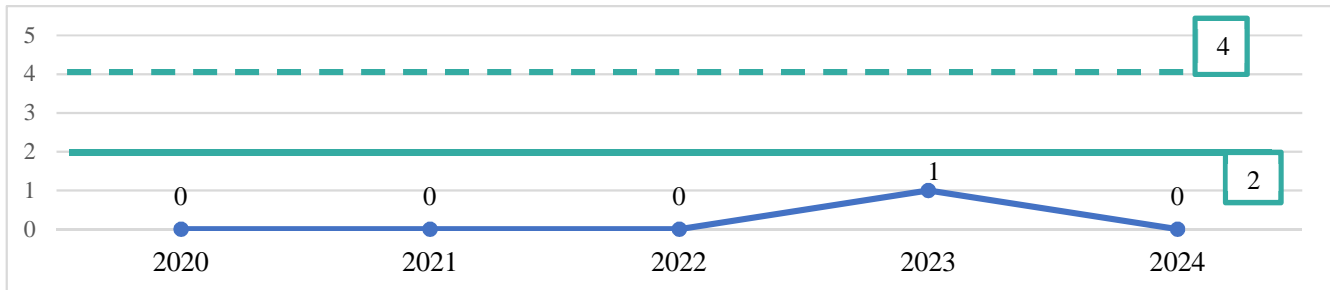
Institution-Set Student Achievement (ISS) Benchmarks

LEGEND:

- Aspirational Goal -----
- Benchmark (Floor) _____

Degree Completion – Postsecondary (Bachelor)

| ISS | 2020 | 2021 | 2022 | 2023 | 2024 |
|--------------------------|------|------|------|------|------|
| Benchmark | 10 | 10 | 10 | 10 | 2 |
| Aspirational Goal | 20 | 20 | 20 | 20 | 4 |

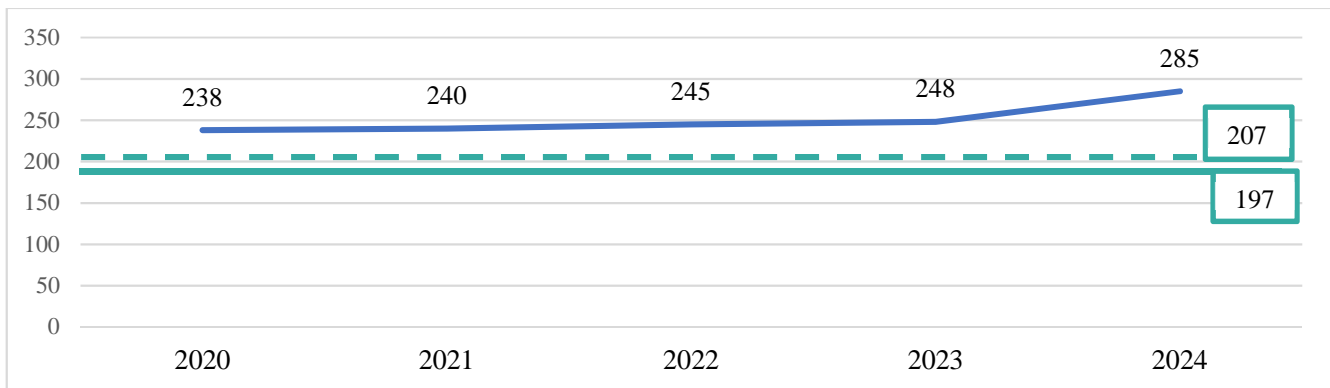


| 2020 | 2021 | 2022 | 2023 | 2024 |
|------|------|------|------|------|
| 0 | 0 | 0 | 1 | 0 |

The Bachelors in Career and Technical Education was adopted December 2019.

Degree Completion – Postsecondary (Associates)

| ISS | 2020 | 2021 | 2022 | 2023 | 2024 |
|--------------------------|------|------|------|------|------|
| Benchmark | 94 | 95 | 96 | 97 | 197 |
| Aspirational Goal | 104 | 105 | 106 | 107 | 207 |



| 2020 | 2021 | 2022 | 2023 | 2024 |
|------|------|------|------|------|
| 238 | 240 | 245 | 248 | 285 |

The number of Associate of Arts, and Associate of Science Degrees awarded during the academic year.

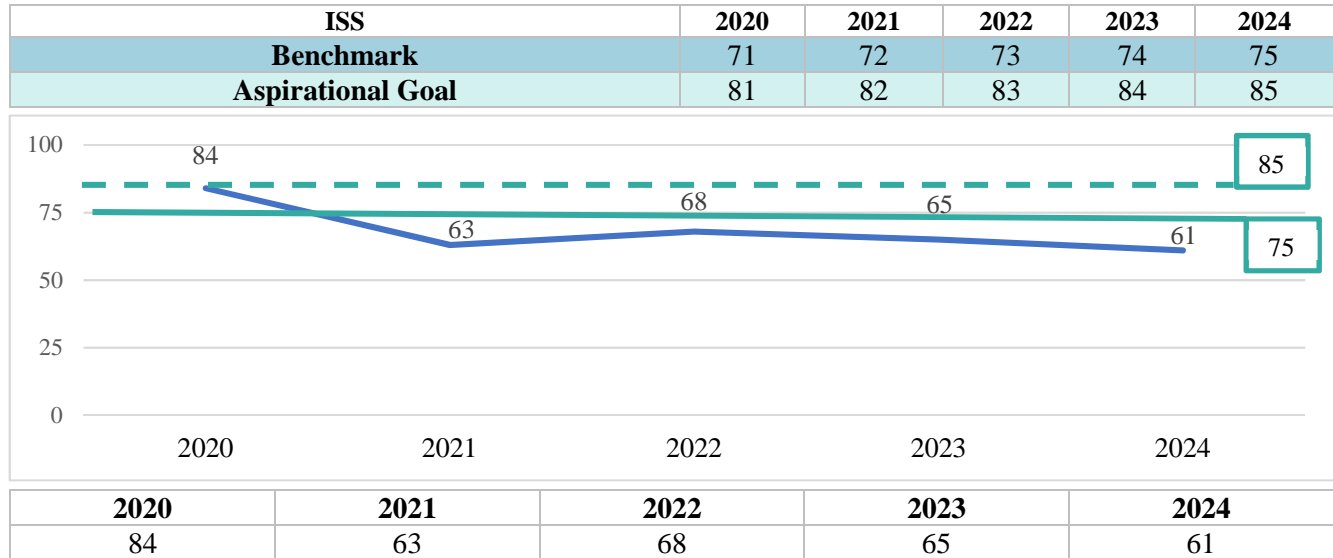
Note: The Aspirational Goal and Benchmark for "Institution-Set Student Achievement (ISS) Benchmarks" for the Bachelor Degree Completion for Postsecondary; Associate Degree Completion for Postsecondary; Licensure Pass Rate; 150% Graduation Rate; Job Placement Rate; Certificate Completion for Postsecondary; Student Course Completion Benchmark; Transfer Students from GCC to UOG (Fall Trends), have been updated effective April 01, 2024. Source: BOT May 24, 2024 meeting minutes.

Institution-Set Student Achievement (ISS) Benchmarks

LEGEND:

Aspirational Goal -----
 Benchmark (Floor) _____

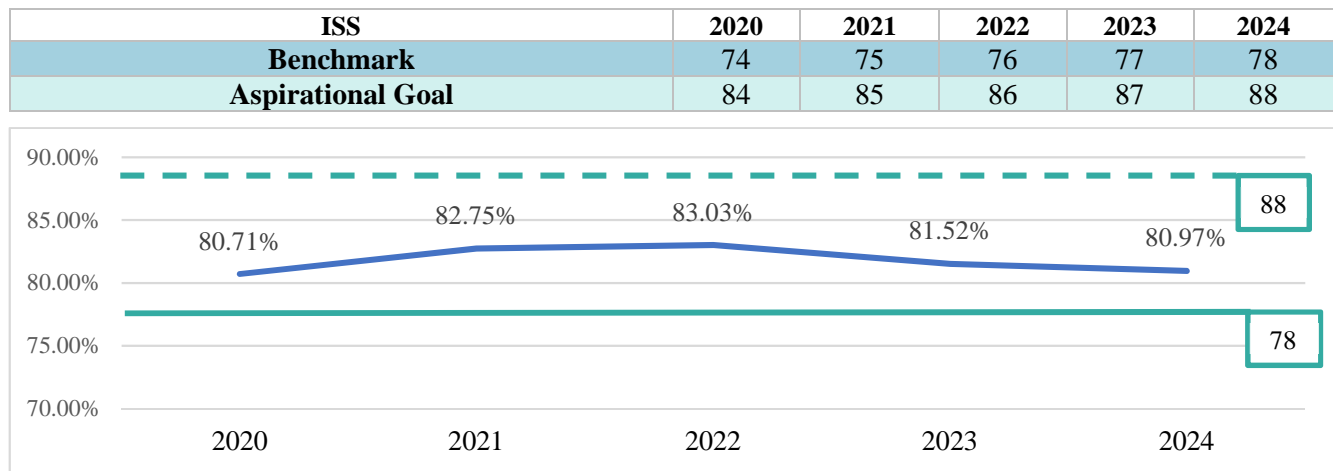
Certificate Completion – Postsecondary



Source: GCC Fact Book, Volume 1-18; Banner, Argos

The number of Certificates that were awarded during the academic year.

Student Course Completion Benchmark



| | <i>Total Successful Outcomes</i> | <i>Total Registration</i> | <i>Successful Course Completion Percentage</i> |
|-------------|----------------------------------|---------------------------|--|
| 2020 | 4775 | 5916 | 80.71% |
| 2021 | 4297 | 5193 | 82.75% |
| 2022 | 4314 | 5196 | 83.03% |
| 2023 | 4177 | 5124 | 81.52% |
| 2024 | 4207 | 5196 | 80.97% |

Source: GCC Fact Book, Volume 1-18; Banner, Argos

Course completion rate included both credit and non-credit courses.

The percentages reflect the total number of courses taken and successfully passed during the Fall semester of each year. The numbers reported are based on the number of grades submitted at the time of reporting.

Institution-Set Student Achievement (ISS) Benchmarks

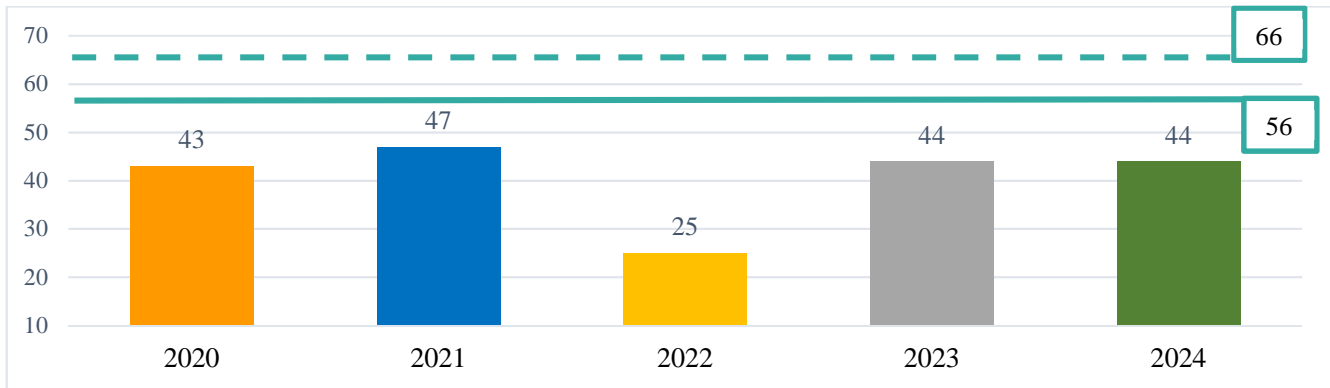
LEGEND:

Aspirational Goal -----
 Benchmark (Floor) _____

Transfer Students from GCC to UOG (Fall Trends)

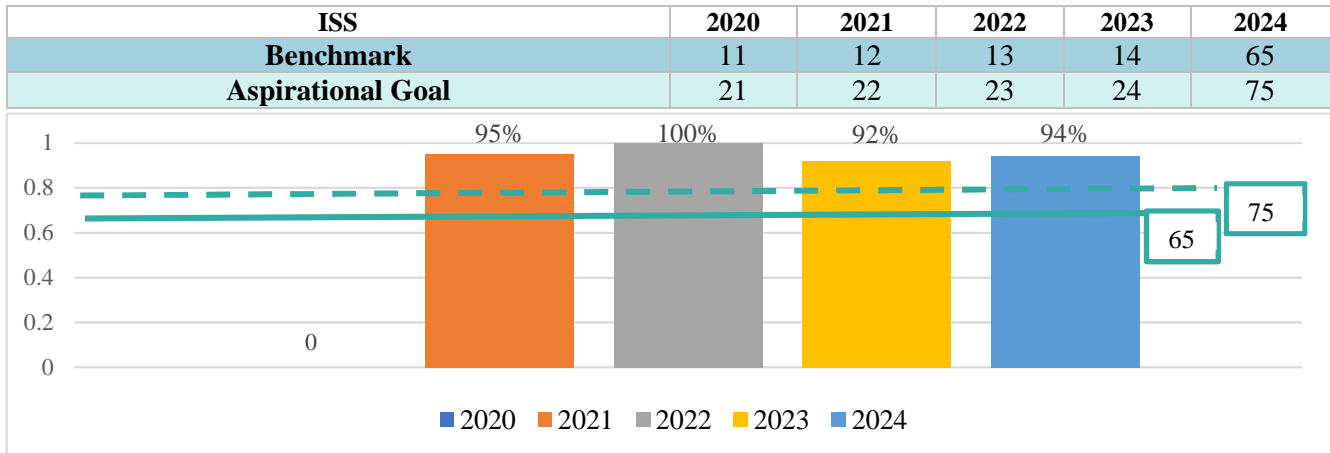
| ISS | 2020 | 2021 | 2022 | 2023 | 2024 |
|--------------------------|------|------|------|------|------|
| Benchmark | 52 | 53 | 54 | 55 | 56 |
| Aspirational Goal | 62 | 63 | 64 | 65 | 66 |

The chart below reflects the number of students who transferred from GCC to University of Guam (UOG), a four-year institution that has existing articulation agreements for General Education courses, non-General Education courses, and several degree programs in their entirety, with GCC.



*Transfers have been updated to reflect corrected information from the University of Guam. SOURCE: UOG Institutional Effectiveness Office, UOG Factbook

Licensure Pass Rate



Source: LPN Quarterly Report; GCC Fact Book, Volume 1-18

The licensure pass rate is the percentage of students who passed a licensure exam. The licensure pass rate for graduates only includes programs for which students must pass an exam in order to work in their field of study.

The AS in Practical Nursing was approved through the subchange process and was first offered in the Fall 2019 semester.

*Due to the Coronavirus (COVID-19) Pandemic, there were no licensure examinations in 2020.

End Notes

- ¹ Tuition & Fees reflect increases, as outlined in Board of Trustees Resolution 5-2006, adopted on March 9, 2006, and re-adopted on March 10, 2011. Contact the Registrar's Office for further information.
- ² Bachelor of Science in Career and Technical Education was adopted December of 2019.
- ³ AA in Culinary Cookery and Baking & Pastry tracks were approved December 2021 and became effective Spring 2022.
- ⁴ AA in Liberal Studies was formerly AA in Liberal Arts (prior to March 2011) and AA in Interdisciplinary Arts & Studies (prior to February 2013). The Business, Health and Science, and CHamoru Education and Culture tracks in the AA in Liberal Studies was approved May 2020 with implementation in Fall 2020.
- ⁵ AS in AST – General Service Technician approved June 2015, effective Fall 2014; was a concentration in Automotive Service Technology prior to Fall 2015
- ⁶ AS in AST – Master Service Technician approved June 2015, effective Fall 2014; was a concentration in Automotive Service Technology prior to Fall 2015.
- ⁷ AS in Civil Engineering Technology reinstated in November 2011.
- ⁸ AS in Computer Networking formerly AS in Electronic Networking was changed in Summer of 2005.
- ⁹ AS in Emergency Management was adopted in April of 2007 and began in Fall of 2007.
- ¹⁰ AS in Foodservice Management was formerly AS in Food & Beverage Management reinstated in March 2010, implemented Fall 2010; formerly AS Food and Beverage Management approved December 2017, implemented 2018; formerly AS in Restaurant and Foodservice Management approved July 2019, implemented 2019.
- ¹¹ AS in Human Services was adopted in June of 2014.
- ¹² AS in Information Technology, formerly AS in Computer Networking, was approved May 30, 2024, with effective term Fall 2024.
- ¹³ AS in International Hotel Management formerly Hotel Operations Management was approved March 2018 and implemented Fall 2018. In May 2024, the program title changed to Distance Education: Associate of Science in International Hotel Management.
- ¹⁴ AS in Practical Nursing was adopted in December 2018 and implemented Fall 2019.
- ¹⁵ AS in Pre-Architectural Drafting, formerly Architectural Engineering Technology in 2003, was reinstated in April 2010 in the 2002-2003 catalog.
- ¹⁶ AS in Surveying Technology was adopted in April of 2009.
- ¹⁷ AS in Tourism & Travel Management was an emphasis under AS in Hospitality Industry Management from Fall 2003 to Spring 2010.
- ¹⁸ Certificate in Computer Aided Design & Drafting was reinstated in May of 2010 and last appeared in the 1999-2000 catalog.
- ¹⁹ Certificate in Emergency Management was adopted April 2007 and began in Fall 2007.
- ²⁰ Certificate in Fire Science was reinstated September 2010.
- ²¹ Certificate in Medium/Heavy Truck Diesel Technology was adopted in May 2009, implementation Spring or Summer 2010.
- ²² Certificate in Sign Language Interpreting was reinstated in August 2014 after being archived in September 2008.
- ²³ Certificate in Basic Surveying Technology was reinstated in April 2009 as Certificate in Surveying Technology Program.
- ²⁴ Certificate in Cosmetology was archived in 2014. A substantive revision for Industry Certification in Cosmetology Program was approved in April 2018, implemented Fall 2018.
- ²⁵ Adult High School Diploma Program count includes GED®.
- ²⁶ Asian ethnicity was added January 24, 2023 and replaced Asian or Pacific Islander (API) category.
- ²⁷ Native Hawaiian or Pacific Islander was added on January 23, 2023.

**Guam
Community
College**

2024 - 2025

FACTBOOK

Vol. 19

GCC has been continuously accredited since 1979 by the Accrediting Commission for Community and Junior Colleges, Western Association of Schools and Colleges (ACCJC/WASC).