

# FACTBOOK

Academic Year 2022/23

VOLUME 17



# Guam Community College





## Terms & Acronyms

<b>Adjunct</b>	Part-time faculty
<b>Argos</b>	The College’s institution-wide information reporting system within the Banner system
<b>Academic Year</b>	Academic Year (Fall and Spring semesters)
<b>Accuplacer</b>	A computer-adaptive college placement program that uses test results to quickly evaluate incoming students’ skill levels in the areas of reading, writing skills, writing essay, and math.
<b>Completer</b>	A student who receives a degree, diploma, certificate, or other formal credential. In order to be considered a completer, the degree/award must actually be conferred to the student.
<b>Declared</b>	A student pursuing a specific postsecondary certificate or degree.
<b>Enrichment Student</b>	A student who does not intend to declare a major or pursue a degree program, but who plans to complete more than 18 credit hours of postsecondary work for enrichment purpose.
<b>Journeyworker Certificate</b>	A credential approved and registered with the Bureau of Apprenticeship & Training United States Department of Labor and awarded to students who complete specialties in various trade programs (e.g. construction, automotive, etc.).
<b>Not Reported</b>	Information was not indicated on the Student Information Form.
<b>Other Programs</b>	For purposes of this publication, other programs include undeclared students, enrichment students and students seeking a Journeyworker Certificate, an Adult High School diploma, or industry certification.
<b>Undeclared</b>	A student taking courses who has not formally identified a particular degree, certificate or diploma program.
<b>Unduplicated Enrollment</b>	Refers to students enrolled for credit with each student counted only once during the reporting period (e.g. semester, etc.), regardless of when the student enrolled.

# Table of Contents

Terms & Acronyms.....	i	Unduplicated Enrollment by Age of Financial Aid	
Community College Profile .....	1	Recipients (Fall) .....	13
GCC's Mandate.....	1	Unduplicated Enrollment by Gender of Financial	
Mission .....	1	Aid Recipients (Fall) .....	13
Vision.....	1	Unduplicated Enrollment by Ethnicity of Financial	
Accreditation.....	1	Aid Recipients (Fall) .....	14
Core Values.....	1	Persistence Rates.....	15
Faculty.....	2	Fall to Spring.....	15
Facilities .....	2	Retention Rates.....	16
Programs of Study.....	3	Successful Course Completion Rates .....	17
Bachelor of Science.....	3	Placement of Incoming Students (Math & English) ..	17
Associate.....	3	Dual Credit Articulated Programs of Study .....	18
Certificate.....	3	Dual Enrollment Accelerated Learning.....	18
Apprenticeship.....	3	Transfer Students from GCC to UOG.....	18
Programs in Guam Department of Education High		Completers: Degree (Conferral).....	19
Schools.....	3	Completers: Certificate and Other Programs	
Continuing Education and Lifelong Learning .....	3	(Conferral).....	20
Adult Basic Education.....	3	Secondary CTE Programs .....	21
High School Equivalency .....	3	Total Population in GCC Programs (SY 2022-2023)	
Adult High School .....	3	.....	21
Other Campus Information.....	4	Overall Completion .....	21
Center for Student Involvement.....	4	Certificate of Mastery .....	22
Educational Resources.....	4	Certificate of Completion.....	22
Federal Student Aid .....	4	Continuing Education & Workforce Development ..	23
Health Services .....	4	Overall Enrollment.....	23
Reach for College .....	4	Apprenticeship 2013-2022.....	24
State Agency for Career & Technical and Adult		Public Sector Apprentices (October-December) ..	24
Education Program on Guam .....	4	Private Sector Apprentices (October-December	
Student Services.....	4	2022)*.....	24
Other Services.....	4	Adult Education.....	25
Veterans Educational Benefits .....	4	Enrollment.....	25
Tuition and Fees .....	4	Measurable Skills Gains.....	25
Scholarships .....	4	Completers: Diploma/GED .....	26
Governance .....	5	Population by Age.....	26
Board of Trustees .....	5	Population by Ethnicity.....	26
Foundation Board of Governors .....	5	Employees.....	27
Officers of the College.....	5	Faculty .....	27
Council on Postsecondary Student Affairs		Total Impact.....	28
(COPSA).....	5	Institution-Set Student Achievement (ISS)	
Faculty Senate.....	5	Benchmarks.....	29
Staff Senate .....	5	150% Graduation Rate .....	29
Campus Facilities & Technology Postsecondary		Job Placement Rate .....	30
Unduplicated Enrollment Trends (Fall & Spring) ....	6	Degree Completion - Postsecondary .....	31
Unduplicated Enrollment by Time Status.....	8	Certificate Completion - Postsecondary .....	31
Unduplicated Enrollment by Age (Fall) .....	8	Student Course Completion Benchmark .....	32
Unduplicated Enrollment by Gender (Fall) .....	8	Transfer Students from GCC to UOG (Fall Trends)	
Postsecondary Unduplicated Enrollment by Primary		.....	33
Program (Fall) .....	9	Licensure Pass Rate.....	33
Guam High School Students Enrolled at GCC (Fall)		END NOTES .....	34
.....	11		
Population by Ethnicity .....	12		
Unduplicated Veterans Enrollment (Fall).....	13		
Student Financial Aid Trends (Fall) .....	13		

# Community College Profile

## GCC's Mandate

Guam Community College (GCC) is a multi-faceted public career and technical educational institution, created by the Community College Act of 1977 (as amended by P.L. 31-99 in 2011) to strengthen and consolidate Career and Technical Education (CTE) on Guam. The College operates secondary and postsecondary CTE programs, adult and continuing education, community education, and short-term specialized training, as dictated by community and industry needs. These programs are delivered both on and off-campus, in satellite programs at Guam's public high schools and on site at businesses as needed. The College also serves as the State Agency for Career and Technical Education under the United States Vocational Education Act of 1946, 1963, and subsequent amendments. The College offers over 50 fields of study and prepares students for entry-level employment in career and technical fields or transfer to four-year institutions of higher education. The College offers a variety of community service and special programs to prepare students for college experiences including English as a Second Language (ESL), Adult Basic Education (ABE), General Education Development (GED) Testing Program preparation and testing, and an Adult High School Diploma program.

Guam Community College is accredited by the Accrediting Commission for Community and Junior Colleges (ACCJC), Western Association of Schools and Colleges (WASC). GCC is also a member of the Pacific Postsecondary Education Council, which is a consortium of presidents and chancellors of higher education institutions in the U.S. and U.S. affiliated Pacific Islands.

## Mission

Guam Community College is a leader in career and technical workforce development, providing the highest quality, student-centered education and job training for Micronesia.

## Vision

Guam Community College will be the premier educational institution for providing globally recognized educational and workforce development programs.

## Accreditation

Since 1979, the Guam Community College has continuously been accredited by the Accrediting Commission for Community and Junior Colleges (ACCJC), Western Association of Schools and Colleges (WASC). On June 13, 2018, the College received notice from ACCJC of its action to reaffirm accreditation until Spring 2025. GCC's application for the reaffirmation of its accreditation status by ACCJC was approved for a full seven years - the maximum period allowable.

At the program level, the Culinary Arts program is also accredited by the American Culinary Federation (ACF).

## Core Values

- **Diversity**
  - We value an engaged, inclusive culture that embraces diverse points of view and collaboration to accomplish the College's common goals.
- **Accountability**
  - We value a culture of institutional and individual responsibility, transparency, and continuous assessment and improvement.
- **Service**
  - We support and recognize service at all levels of the College. We strive to contribute to the benefit of the College, students, community, and our neighboring islands within Micronesia.
- **Learning-Centered**
  - We foster intellectual flexibility, knowledge, and skills by integrating teaching, assessment, and learning to promote continuous improvement of our programs and services to support our scholarly community.

- **Integrity**
  - We hold high standards of character and integrity as the foundation upon which the College is created.
- **Student-Focused**
  - We are committed to education, inquiry and service in order to meet our students' ever growing and changing needs. We promote lifelong learning, civic and social responsibility, leadership, and career growth

## Faculty

College faculty are well-qualified by their education, experience, and industry certifications to instruct courses that prepare students for careers in the workforce. Credentials of each faculty member are found in the Governing Board and Administration section of the 2022-2023 student catalog published in both print and online format.

## Facilities

The Guam Community College continues to modernize and expand its facilities through six (6) Capital Improvement Projects (CIP) all of which are at different stages of construction and completion. These enhancements to GCC's facilities are aimed at ensuring a conducive learning and working environment for all stakeholders and to meet the demands and needs of our community. Below are the list of CIP projects and brief description of each:

- 1) The GCC DNA Forensic Laboratory is 100% complete as of January 2023. The facility will be strategically used by the Guam Police Department's Forensics Section and specified GCC Programs. The building is a LEED Certified building and will be in full use by the Fall 2023 semester.
- 2) The Institution's new multi-million dollar Multipurpose Auditorium (Building 300) will also be 100% completed. This state-of-the-art facility will be able to house over 400 people and has the ability to host various types of events and activities. This LEED Certified building will add to the campus' modern look and increase GCC's abilities to conduct major functions that weren't possible in the past.
- 3) The old structure of Building B, which housed the Student Support Services office, has been fully demolished and construction is anticipated to begin soon. The new LEED building will double in size (6,000 square feet) and will provide much needed services for students such as a one-stop for IDs, clearances and counseling as well as an open computer lab. The campus security will be also located in the new building. As of February 2023, this project is approximately 30% complete.
- 4) The Student Center Canopy is another addition that will add tremendous value to GCC's facility, allowing for outdoor recreation space for all students and stakeholders. The new structure will serve as a venue for students and stakeholders to study, work, host events and so forth despite inclement or harsh weather conditions. This project is over 30% completed as of December 2022.
- 5) Located outside GCC's campus is its Workforce Development Center, which will undergo major interior renovations in order to provide a modern and enhanced facility for specified GCC Programs. The project design for this renovation is complete and is anticipated to break ground in the following months.
- 6) The GCC Wellness Center & Maintenance Building will be a newly constructed building on the Northwest section of the campus, adjacent to the law enforcement firing range. The building will support the training and educational requirements for the GCC Criminal Justice program's law enforcement and fire academies. Criminal Justice vehicles and equipment will be housed there, and program participants will fulfill physical fitness requirements within the facility as well. A portion of the facility will also house GCC's Maintenance Department Offices and Warehouse and additional parking. The project is in the process of completing all compliance regulation requirements.

## Programs of Study

### Bachelor of Science

Career Technical Education

### Associate

Culinary Arts

Education

Liberal Studies

Accounting

Automotive Service Technology-  
General Service Technician

Automotive Service Technology-  
Master Service Technician

Civil Engineering Technology

Computer Networking

Computer Science

Criminal Justice

Early Childhood Education

Emergency Management

Foodservice Management

Human Services

International Hotel Management

Marketing

Medical Assisting

Office Technology

Practical Nursing

Pre-Architectural Drafting

Supervision and Management

Surveying Technology

Tourism & Travel Management

Visual Communications

### Certificate

Automotive Service Technology

Computer Aided Design &  
Drafting

Computer Science

Construction Technology

Criminal Justice

Early Childhood Education

Education

Emergency Management

Environmental Technician

Family Services

Fire Science Technology

Medical Assisting

Medium/Heavy Truck Diesel  
Technology

Office Technology

Sign Language Interpreting

Supervision and Management

Surveying Technology

### Apprenticeship

Air-Conditioning and  
Refrigeration Mechanic

Auto Body Repairer

Automobile Mechanic

Boiler Operator

Carpenter

Cement Mason

Chief of Partie

Child Care Development  
Specialist

Computer Operator

Computer Programmer

Construction Equipment  
Mechanic

Cook

Construction Craft Laborer

Crime Scene Technician

Diesel Mechanic

Drafter, Civil

Drafter, Structural

Electrical Technician

Electrician

Electrician Meter Repairer

Electrician, Ship

Electrician, Substation

Electronic Technician

Financial Management

Geospatial Specialist

Graphic Designer

Heating & Air Condition  
Installer

Heavy Mobile Equipment  
Mechanic

Information Management

Inspector Building

Instrument Technician

Insulation Worker

IT Generalist

Line Installer Repairer

Lineman

Machinist

Maintenance Building Repairer

Maintenance Mechanic

Marine Machinery Mechanic

Office Manager/ Administrative  
Services

Operating Engineer (Heavy  
Equipment Operator)

Pipefitter

Plumber

Power Plant Operator

Public Relations Representative

Pump Servicer

Relay Technician

Rigger

Sheet Metal Worker

Ship Fitter

Shipwright

Surveyor Assistant, Instrument

Telecommunication Technician

Treatment Plant Mechanic

Truck Driver, Heavy

Water Treatment Plant Operator

Wastewater Treatment Plant  
Operator

Welder

## Programs in Guam Department of Education High Schools

Automotive: Collision Repair  
and Refinishing Technology

Automotive Services Technology

Construction Trades: AutoCAD

Construction Trades: Carpentry

Construction Trades: HVAC

Culinary and Foodservice:  
Prostart

Early Childhood Education

Electronics Technology

Health Careers and Sciences

Marketing

Telecommunications

Hospitality & Tourism:

Hospitality and Tourism

Management Program

Visual Communications

## Continuing Education and Lifelong Learning

### Adult Basic Education

### High School Equivalency

### Adult High School

## Other Campus Information

### Center for Student Involvement

Leadership Development  
Service Learning  
Student Governance  
Student Organizations

### Educational Resources

Accommodative Services for Students with Disabilities  
Learning Resources Center/Library Services

### Federal Student Aid

Pell Grant  
Federal Work Study Program  
Supplemental Education Opportunity Grant

### Health Services

### Reach for College

## Tuition and Fees<sup>1</sup>

	Resident*	Non-Resident	International
Tuition/Credit Hour	\$130.00	\$155.00	\$180.00
Registration Fee	\$22.00	\$22.00	\$22.00
Student I.D. Card	\$7.00	\$7.00	\$7.00
Library Fee	\$15.00	\$15.00	\$15.00
Student Activity Fee	\$15.00	\$15.00	\$15.00
Health Fee	\$15.00	\$15.00	\$15.00
Technology Fee	\$73.00	\$73.00	\$73.00

\*Military/Dependents/Veterans Students

## Scholarships

AANAPISI (Asian American and Native American Pacific Islander-Serving Institution) Scholarship/APIA Scholarship  
American Association of University Women Guam Chapter  
Association of Government Accountants (AGA) Guam Chapter  
Atilana Rambayon Single Parents Scholarship  
Bank of Guam 2022 Life Scholarship  
Chuuk State Government Scholarship  
Federated States of Micronesia (FSM) DOE National Scholarship  
Felix M. and Governor Carlos G. Camacho Scholarship

## State Agency for Career & Technical and Adult Education Program on Guam

### Student Services

Career Guidance & Counseling  
Career Information  
English & Math Placement Test Advisement  
Student Rights Advocacy  
Tutoring  
Pre-Enrollment Counseling  
Personal/Social Counseling

### Other Services

Bookstore  
Food Service  
Student I.D. Cards

### Veterans Educational Benefits

First Generation Trust Scholarship  
GCC Foundation Scholarship Fund  
GCC Foundation LGBTQ Leadership Scholarship  
Hawaii Community Foundation – ABC Stores  
Jumpstart Scholarship  
Pohnpei State Scholarship  
QPT3 Scholarship  
Soroptimist International of the Marianas - Live Your Dream Award  
Take Care/GCC Allied Health Scholarship  
Taniguchi Ruth Makio Architects Scholarship  
The National Association of Women in Construction (NAWIC) Guam Scholarship  
YAP State Scholarship

Source: Financial Aid Office

## **Governance**

### **Board of Trustees**

Frank P. Arriola, Chairperson  
 Carlo Leon Guerrero, Vice Chairperson  
 Rose P. Grino, Secretary  
 Richard P. Sablan, Treasurer  
 Gina Y. Ramos, Member  
 Eloy P. Hara, Member (served until November)  
 Kenly Magwili, Student Member  
 Simone Bollinger, Faculty Advisory Member  
 Kenneth C. Bautista, Support Staff Advisory Member  
 Mary A.Y. Okada, Ed.D., CEO/President

### **Foundation Board of Governors**

Lorraine S. Okada, Chairperson  
 Gerard A. Cruz, Vice Chairperson  
 Josephine L. Mariano, Treasurer  
 James A. Martinez, Secretary  
 Eduardo R. Ilao, Member  
 Annmarie Muna, Member  
 Eloy S. Lizama, Member  
 Carline B. Bukikosa, Member  
 Narlin C. Manalo, Member  
 Frank P. Arriola, Ex-Officio Member  
 Mary A.Y. Okada, Ed.D., CEO/President

### **Officers of the College**

Mary A.Y. Okada, Ed.D., President  
 Rodalyn A. Gerardo, CPA, CGA, CICA, Vice President for Finance & Administration  
 Virginia C. Tudela, Ph.D., Vice President for Academic Affairs  
 Pilar A.P. Williams, Dean, School of Trades & Professional Services  
 Michael L. Chan, Ed.D., Dean, School of Technology & Student Services  
 Joachim Pete Roberto, Associate Dean, School of Trades & Professional Services  
 Christine B. Sison, Ph.D., Associate Dean, School of Trades & Professional Services  
 Mariasha Jean P. Cruz-San Nicolas, Associate Dean, School of Trades & Professional Services  
 Gerald A.B. Cruz, Associate Dean, School of Technology & Student Services

### **Council on Postsecondary Student Affairs (COPSA)**

Jennette Yara, President  
 Daniel Iriarte, Vice President  
 Tiffany Porte, Secretary  
 Kenneth Shimizu, Treasurer  
 Jamal Tagey, Social Media & Public Relations Officer

### **Faculty Senate**

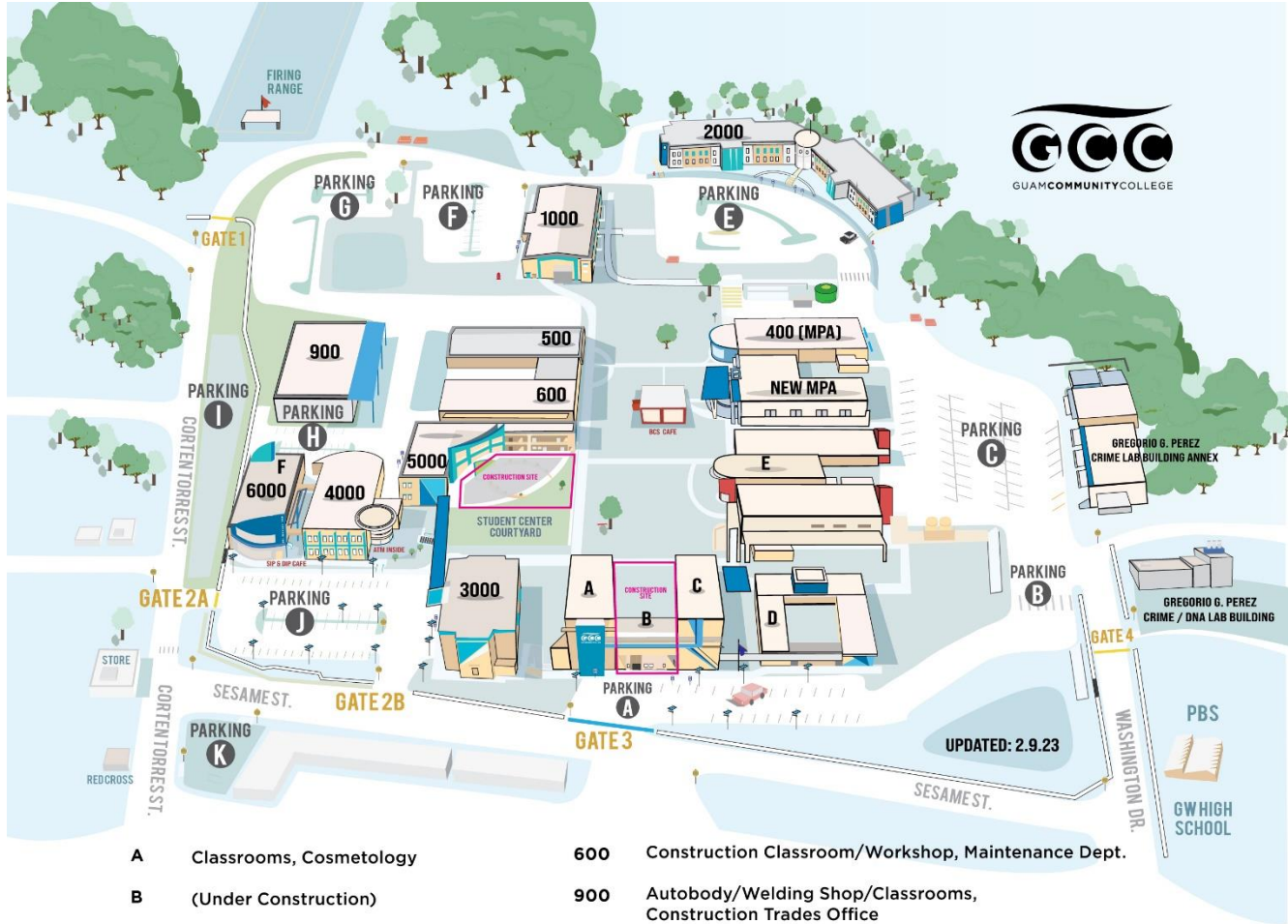
Deborah Ellen, Ed.D., President  
 Katherine M. Chargualaf, Senator

### **Staff Senate**

Kenneth Bautista, President  
 Esther Castro, Vice President  
 Jadeline Mullikin, Secretary/Treasurer  
 Kimberly Bautista, Member-At-Large  
 Marilyn Concepcion, Member-At-Large  
 Tamara Hiura, Member-At-Large  
 Tasi Mafnas, Member-At-Large  
 Jermaine Quichocho, Member-At-Large  
 Megann Rojas, Member-At-Large



# Campus Facilities & Technology



- |   |   |
|---|---|
| <b>A</b> Classrooms, Cosmetology  | <b>600</b> Construction Classroom/Workshop, Maintenance Dept.   |
| <b>B</b> (Under Construction)   | <b>900</b> Autobody/Welding Shop/Classrooms, Construction Trades Office   |
| <b>C</b> (Temporary) Student Support Services, Classrooms   | <b>1000</b> Technology Center: Classrooms, Study Hall, Mac Lab, Electronics Lab, Offices, VisCom Studio, Test Center  |
| <b>D</b> Classrooms, Management Information Systems (MIS), Faculty Office   | <b>2000</b> Student Services & Administration: Admissions & Registration, Financial Aid, Cashier, Counseling, Accommodative Services, Continuing Education, Business Office, Administrative Offices |
| <b>E</b> Classrooms, Study Hall, Workout Room, Criminal Justice Offices, Developmental Education, Education/English Offices, Autocad Labs, Mansana Center | <b>3000</b> Anthony A. Leon Guerrero Allied Health Center: Classrooms, Lecture Halls, Offices.  |
| <b>F</b> Foundation Building (6000) Classrooms, Bookstore, Café, Adult Education Office, Veterans Study Room  | <b>4000</b> Learning Resource Center (LRC) - Library: Computer Lab  |
| <b>300</b> New Multipurpose Auditorium (MPA)  | <b>5000</b> Student Center: Student Lounge, Computer Lab, Training Room, Health Services (Nurse) Center, Center for Student Involvement, Reach for College, Academic Advisement & Career Placement  |
| <b>400</b> Old Multipurpose Auditorium (MPA), Culinary Arts Kitchen & Office  | <b>Gregorio G. Perez Crime Lab Annex</b> Science Classrooms   |
| <b>500</b> Automotive Classroom/Shop, Automotive Technology Office  |   |

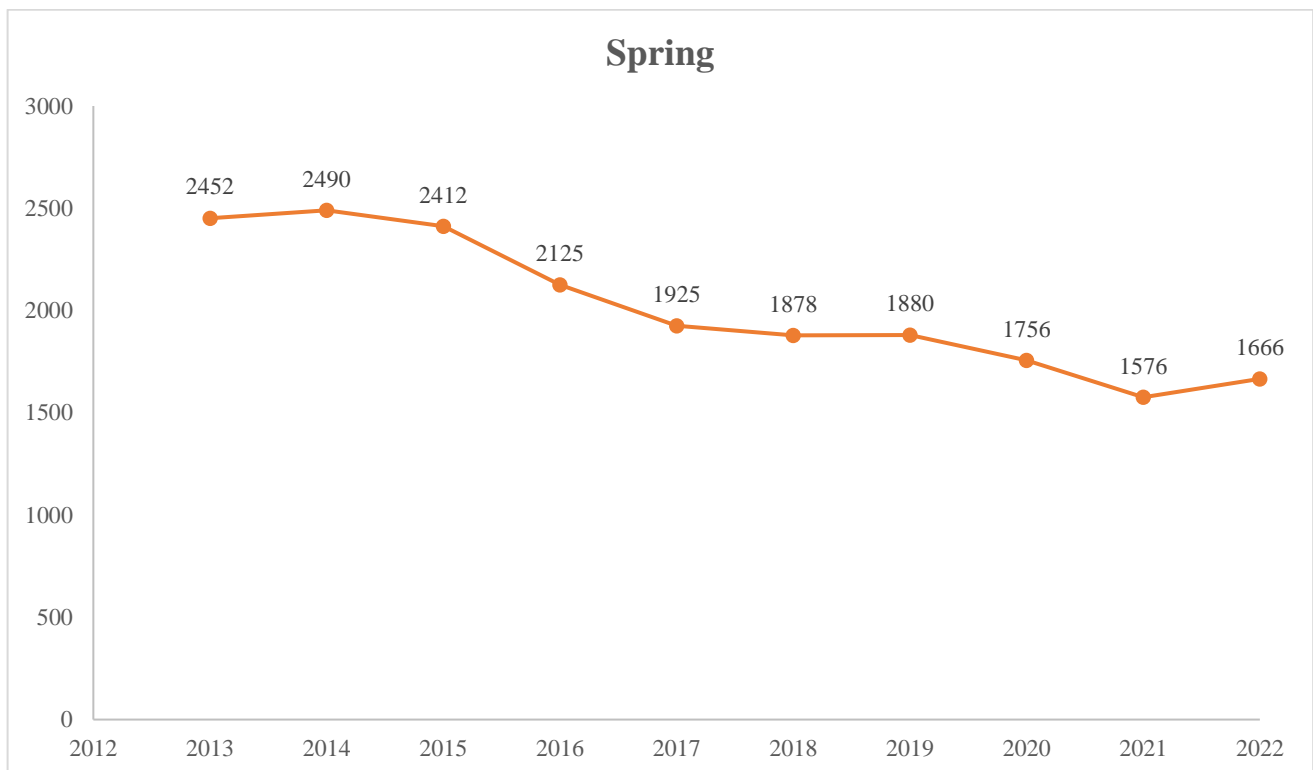
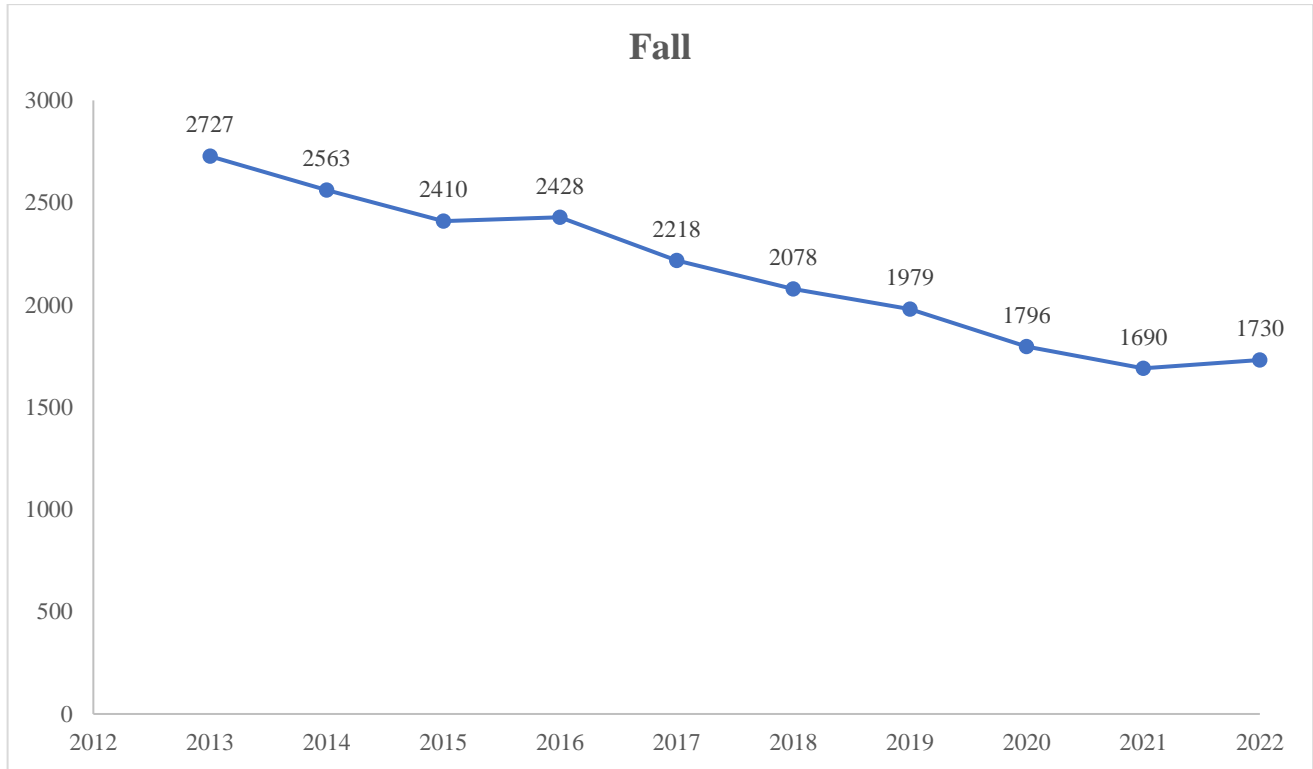
**1 SESAME SREET,  
MANGILAO, GUAM, 96921**



**DOWNLOAD MAP:**  
[guamcc.edu/campusmap](http://guamcc.edu/campusmap)

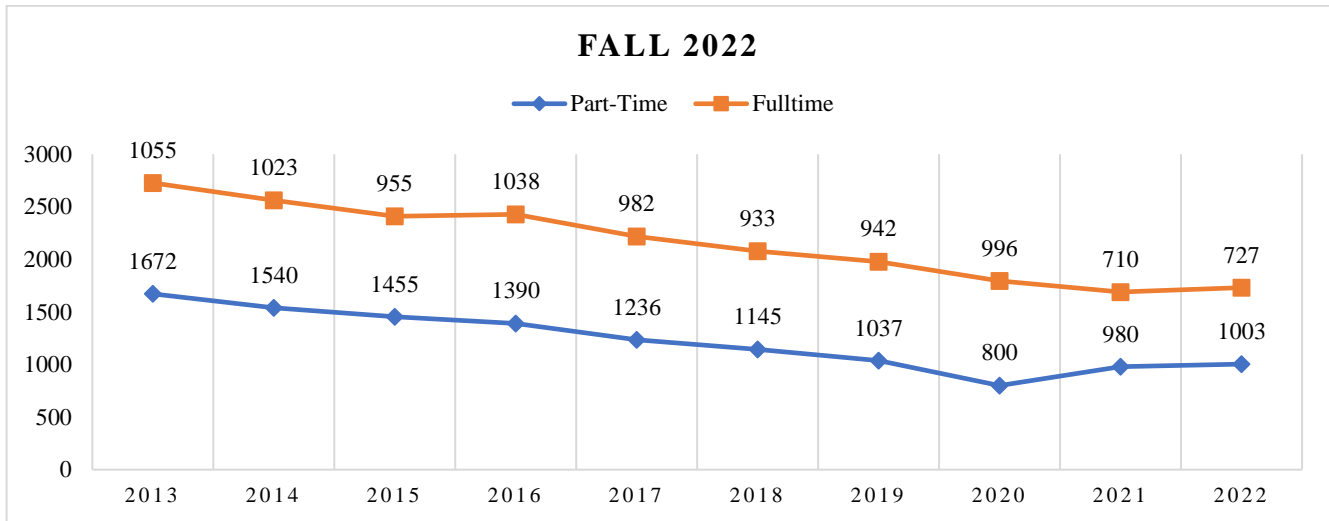
**CONTACT US:**  
[guamcc.edu/contactus](http://guamcc.edu/contactus)

## Postsecondary Unduplicated Enrollment Trends (Fall & Spring)



Source: GCC Fact Book, Volume 1-16; Argos

## Unduplicated Enrollment by Time Status



	2013	2014	2015	2016	2017	2018	2019	2020	2021	2022
<b>Part-Time</b>	1672	1540	1455	1390	1236	1145	1037	800	980	1003
<b>Full-Time</b>	1055	1023	955	1038	982	933	942	996	710	727
<b>Total</b>	<b>2727</b>	<b>2563</b>	<b>2410</b>	<b>2428</b>	<b>2218</b>	<b>2078</b>	<b>1979</b>	<b>1796</b>	<b>1690</b>	<b>1730</b>

## Unduplicated Enrollment by Age (Fall)

Year	20 & under	21-25	26-31	32-41	42-54	55 & older	Not Reported	Total
2013	1013	942	352	258	121	40	1	2727
2014	902	917	341	247	123	33	0	2563
2015	972	803	297	204	102	32	0	2410
2016	984	1105		306		33	0	2428
2017	849	743	284	193	106	43	0	2218
2018	1280		207	308	157	126	0	2078
2019	713	679	303	169	83	32	0	1979
2020	765	547	253	146	68	17	0	1796
2021	698	503	245	143	77	24	0	1690
2022	689	544	245	156	64	32	0	1730

## Unduplicated Enrollment by Gender (Fall)

Year	Female	Male	Not Reported	Total
2013	1506	1221	0	2727
2014	1424	1139	0	2563
2015	1325	1085	0	2410
2016	1349	1079	0	2428
2017	1206	988	24	2218
2018	1148	930	0	2078
2019	1094	885	0	1979
2020	1025	765	6	1796
2021	937	746	7	1690
2022	962	753	15	1730

Source: GCC Fact Book, Volume 1-16; Argos

## Postsecondary Unduplicated Enrollment by Primary Program (Fall)

Bachelor of Science										
	2013	2014	2015	2016	2017	2018	2019	2020	2021	2022
Career and Technical Education <sup>2</sup>	—	—	—	—	—	—	—	22	10	9
<b>Subtotal</b>	—	—	—	—	—	—	—	<b>22</b>	<b>10</b>	<b>9</b>

Associate of Arts										
	2013	2014	2015	2016	2017	2018	2019	2020	2021	2022
Culinary Arts	103	107	94	90	102	88	61	83	83	81
Education	198	222	199	162	124	101	88	70	75	77
Liberal Studies <sup>3</sup>	206	198	173	158	168	142	105	61	66	84
<b>Subtotal</b>	<b>507</b>	<b>527</b>	<b>466</b>	<b>410</b>	<b>394</b>	<b>331</b>	<b>254</b>	<b>214</b>	<b>224</b>	<b>242</b>

Associate of Science										
	2013	2014	2015	2016	2017	2018	2019	2020	2021	2022
Accounting	127	113	112	107	100	90	59	65	71	56
Automotive Service Technology (AST) <sup>4</sup>	93	75	—	—	—	—	—	—	—	—
AST – General Service Technician <sup>5</sup>	—	—	70	87	61	61	49	33	28	34
AST – Master Service Technician <sup>6</sup>	—	—	3	2	8	8	22	23	19	21
Automotive Technology <sup>7</sup>	—	—	—	—	—	—	—	—	—	—
Civil Engineering Technology <sup>8</sup>	0	6	16	26	18	17	6	18	9	20
Computer Networking	61	60	70	70	75	66	67	62	59	51
Computer Science	92	77	76	69	74	62	62	84	116	140
Criminal Justice	225	230	168	170	159	147	137	110	111	130
Early Childhood Education	116	125	109	117	116	124	74	68	51	48
Electronics Networking <sup>9</sup>	—	—	—	—	—	—	—	—	—	—
Emergency Management <sup>10</sup>	7	4	2	5	2	1	0	1	4	3
Food & Beverage Management <sup>11</sup>	10	5	8	8	6	—	—	1	0	0
Foodservice Management <sup>12</sup>	—	—	—	—	—	10	10	9	1	3
Hospitality Industry Management <sup>13</sup>	—	—	—	—	—	8	—	—	—	—
Hotel Operations & Management <sup>14</sup>	36	27	42	29	28	10	—	—	—	3
Human Services <sup>15</sup>	—	0	22	45	46	38	41	43	46	58
International Hotel Management <sup>16</sup>	—	—	—	—	—	—	16	13	14	9
Marketing	50	60	53	69	77	74	68	55	62	50
Medical Assisting	236	232	215	198	203	158	8	14	54	75
Office Technology	30	25	25	23	11	13	16	16	15	18
Practical Nursing <sup>17</sup>	—	—	—	—	—	—	59	122	120	130
Pre-Architectural Drafting <sup>18</sup>	31	26	20	13	14	13	11	9	15	13
Supervision & Management	75	82	62	52	56	46	43	40	34	38
Surveying Technology <sup>19</sup>	2	6	2	—	1	1	2	0	1	1
Tourism & Travel Management <sup>20</sup>	73	66	57	79	74	85	108	88	56	35
Visual Communication	93	96	68	61	57	68	84	78	70	64
<b>Subtotal</b>	<b>1357</b>	<b>1315</b>	<b>1200</b>	<b>1230</b>	<b>1186</b>	<b>1100</b>	<b>942</b>	<b>952</b>	<b>956</b>	<b>1000</b>

<b>Certificate</b>										
	2013	2014	2015	2016	2017	2018	2019	2020	2021	2022
Accounting <sup>21</sup>	—	—	—	—	—	—	—	—	—	—
Automotive Service Technology (AST)	6	9	13	10	12	11	8	12	13	7
Automotive Technology <sup>22</sup>	—	—	—	—	—	—	—	—	—	—
Computer Aided Design & Drafting <sup>23</sup>	2	0	1	2	6	6	3	2	1	2
Computer Networking	—	—	—	—	—	—	—	—	—	1
Computer Science	3	3	3	5	5	2	12	8	2	2
Construction Technology	28	37	41	32	40	41	46	29	39	32
Cosmetology <sup>24</sup>	3	2	0	0	—	—	—	—	—	0
Criminal Justice	17	15	15	19	25	23	46	42	27	7
Early Childhood Education	4	4	6	7	3	3	33	27	15	4
Education	2	5	3	5	2	3	10	16	4	5
Emergency Management <sup>25</sup>	0	2	0	0	0	4	1	1	0	0
Environmental Technician	—	—	—	1	1	3	2	1	3	1
Family Services	5	10	2	4	3	5	6	7	7	6
Fire Science	4	5	1	0	1	0	0	0	0	0
Medical Assisting	31	28	12	19	13	8	115	90	29	11
Medium/Heavy Truck Diesel Tech <sup>26</sup>	0	1	1	0	0	0	0	1	0	0
Office Technology	2	5	2	5	4	2	9	4	7	3
Practical Nursing <sup>27</sup>	22	24	24	12	18	0	—	—	0	0
Pre-Nursing <sup>28</sup>	44	13	4	3	1	1	0	0	0	0
Sign Language Interpreting <sup>29</sup>	—	—	—	0	0	2	19	9	6	7
Supervision & Management	6	5	3	0	1	0	6	5	1	0
Surveying Technology <sup>30</sup>	0	0	0	0	0	0	2	1	1	2
Systems Technology <sup>31</sup>	—	—	—	—	—	—	—	—	—	—
<b>Subtotal</b>	<b>179</b>	<b>168</b>	<b>131</b>	<b>124</b>	<b>135</b>	<b>114</b>	<b>318</b>	<b>255</b>	<b>155</b>	<b>90</b>

<b>Other</b>										
	2013	2014	2015	2016	2017	2018	2019	2020	2021	2022
Industry Certification Cosmetology <sup>32</sup>	12	16	9	1	0	18	14	18	19	37
Industry Certificate in Criminal Justice	2	2	1	0	0	0	0	0	0	0
Certified Nursing Assistant (CNA)	2	0	1	0	0	1	13	3	1	0
Adult High School Diploma <sup>33</sup>	95	114	135	163	94	122	121	93	85	100
Enrichment	0	0	0	0	0	0	0	2	4	17
Journeyworker Certificate	139	104	124	104	79	109	136	120	121	113
Undeclared	434	316	343	396	330	283	181	117	115	122
<b>Subtotal</b>	<b>684</b>	<b>552</b>	<b>613</b>	<b>664</b>	<b>503</b>	<b>533</b>	<b>465</b>	<b>353</b>	<b>345</b>	<b>389</b>
<b>GRAND TOTAL</b>	<b>2727</b>	<b>2562</b>	<b>2410</b>	<b>2428</b>	<b>2218</b>	<b>2078</b>	<b>1979</b>	<b>1796</b>	<b>1690</b>	<b>1730</b>

Source: GCC Fact Book, Volume 1-16; Banner

## Guam High School Students Enrolled at GCC (Fall)

### New Student & Resident

	2013	2014	2015	2016	2017	2018	2019	2020	2021	2022
Academy of Our Lady of Guam	8	8	4	12	22	14	9	9	4	8
Asmuyao Community School	6	6	3	7	8	4	4	1	2	2
Evangelical Christian Academy	4	2	1	5	5	3	2	1	0	2
Father Duenas Memorial School	13	6	6	17	21	13	9	8	2	16
GCC Adult High School (AHS/GED)	1	3	3	6	9	3	3	1	10	10
George Washington High School	179	131	103	213	209	172	118	57	24	87
Guahan Academy Charter School	—	—	—	—	—	2	4	3	1	1
Guam Adventist Academy	1	0	1	1	1	2	0	1	0	3
Guam Christian Academy	0	0	1	1	1	0	1	0	0	0
Guam High School (DDESS-DODEA)	6	13	9	21	23	17	11	4	1	11
Guam Home School Association HS	0	0	0	0	0	0	1	0	0	1
Guam International Christian Academy	0	1	1	2	1	0	0	0	0	0
Harvest Christian Academy	3	2	1	6	3	4	1	2	0	5
Inarajan High School	0	3	3	0	0	0	2	1	0	0
J.P. Torres Success Academy	—	—	—	—	—	—	—	—	2	3
John F Kennedy High School	131	117	99	197	231	196	148	64	45	93
Notre Dame High School	19	11	11	17	22	21	20	9	4	28
Oceanview High School	2	0	0	3	2	0	1	0	0	1
Okkodo High School	81	71	67	159	165	152	175	75	42	122
Pacific Christian Academy	0	0	0	0	0	0	1	0	0	0
Saint Johns School	1	0	0	0	0	0	2	0	0	0
Saint Paul High School	20	9	9	22	31	21	12	10	6	12
Saint Thomas Aquinas	0	0	1	2	1	1	0	0	0	0
Simon Sanchez High School	163	134	106	244	233	177	178	60	31	115
Southern Christian Academy Guam	6	1	1	3	1	0	0	0	0	0
Southern High School	99	65	60	97	87	66	69	28	13	57
Temple Christian School	1	1	1	0	1	2	2	0	0	1
Tiyan High School	—	—	23	49	61	66	82	40	21	54
Trinity Christian School	0	0	0	0	0	1	1	0	0	0
<b>TOTAL</b>	<b>744</b>	<b>584</b>	<b>514</b>	<b>1084</b>	<b>1138</b>	<b>937</b>	<b>856</b>	<b>374</b>	<b>208</b>	<b>632</b>

\*NOTE: Last high school attended as reported by student.

Source: GCC Fact Book, Volume 1-16; Banner

## Population by Ethnicity

	2013	2014	2015	2016	2017	2018	2019	2020	2021	2022
Am. Indian or Alaskan Native	6	4	3	1	1	5	9	5	4	2
Asian or Pacific Islander-Asian Indian	5	2	2	5	0	1	0	1	1	1
Asian or Pacific Islander (API)	7	4	1	0	3	1	4	4	4	5
API - Chamorro	1256	1226	1108	1091	945	900	858	756	715	765
API - Chinese	21	16	13	15	13	16	14	13	9	8
API - Chuukese	118	91	73	88	98	98	120	84	71	81
API - Filipino	984	933	964	975	907	802	783	754	695	656
API - Japanese	11	14	9	11	10	7	6	8	17	16
API - Korean	27	19	11	13	16	19	13	16	15	18
API - Kosraean	9	10	9	6	9	5	5	2	1	2
API - Marshallese	5	5	8	4	5	3	2	1	1	6
API - Micronesian	0	0	1	0	0	0	0	0	0	1
API - Palauan	58	52	51	38	39	33	31	28	31	42
API - Pohnpeian	36	35	28	38	41	41	31	21	23	25
API - Samoan	0	0	0	0	1	0	0	0	0	0
API -Thai	0	0	0	0	1	0	1	0	0	1
API - Vietnamese	2	2	2	3	3	1	3	1	2	2
API - Yapese	50	42	28	37	28	30	29	20	17	18
Black	24	31	23	29	22	22	17	12	11	13
Hispanic	13	9	10	13	8	7	9	6	12	11
White	61	51	45	46	46	43	32	37	28	27
Other	0	0	11	5	5	3	11	6	13	16
Not Reported	34	17	10	10	17	41	1	21	20	14
<b>Grand Total</b>	<b>2727</b>	<b>2563</b>	<b>2410</b>	<b>2428</b>	<b>2218</b>	<b>2078</b>	<b>1979</b>	<b>1796</b>	<b>1690</b>	<b>1730</b>

Source: GCC Fact Book, Volume 1-16; Banner

## Unduplicated Veterans Enrollment (Fall)

Year	Montgomery GI Bill (30)	Veterans Vocational Rehabilitation Program (31)	Post-9/11 GI Bill (33)	Survivors' and Dependents' Educational Assistance (35)	Montgomery GI Bill (1606)	Reserve Education Assistance Program (1607)	Veterans Retraining Assistance Program *	Total
2013	3	2	107	18	11	2	9	152
2014	2	6	156	24	7	0	—	195
2015	1	4	176	23	11	0	—	215
2016	1	2	204	21	8	1	—	237
2017	2	14	199	22	12	1	—	250
2018	1	13	158	28	2	0	—	202
2019	0	10	147	26	3	0	—	186
2020	1	4	101	22	2	0	—	130
2021	1	6	84	25	1	0	—	117
2022	2	8	84	22	2	0	—	118
<b>Total</b>	<b>14</b>	<b>69</b>	<b>1416</b>	<b>231</b>	<b>59</b>	<b>4</b>	<b>9</b>	<b>1802</b>

\*Program expired in March 31, 2014.

## Student Financial Aid Trends (Fall)

### Unduplicated Enrollment by Age of Financial Aid Recipients (Fall)

Year	20 & under	21-25	26-31	32-41	42-54	55 & older	Not Reported	Total
2013	0	12	2166	798	207	48	0	3231
2014	0	159	2163	736	219	37	0	3314
2015	0	538	1744	559	163	19	0	3023
2016	0	965	1286	422	126	20	0	2819
2017	0	1246	892	344	126	18	0	2626
2018	2	0	1384	616	277	113	18	2410
2019	147	1358	404	203	93	10	0	2215
2020	449	1031	313	150	71	6	0	2020
2021	360	768	273	172	76	28	0	1677
2022	629	580	248	158	68	32	0	1715

### Unduplicated Enrollment by Gender of Financial Aid Recipients (Fall)

Year	Female	Male	Not Reported	Total
2013	2015	1202	14	3231
2014	2013	1284	17	3314
2015	1878	1126	19	3023
2016	1725	1075	19	2819
2017	1638	972	16	2626
2018	1473	930	7	2410
2019	1418	797	0	2215
2020	1286	732	2	2020
2021	932	739	6	1677
2022	955	745	15	1715

Source: GCC Fact Book, Volume 1-16; Argos



## Unduplicated Enrollment by Ethnicity of Financial Aid Recipients (Fall)

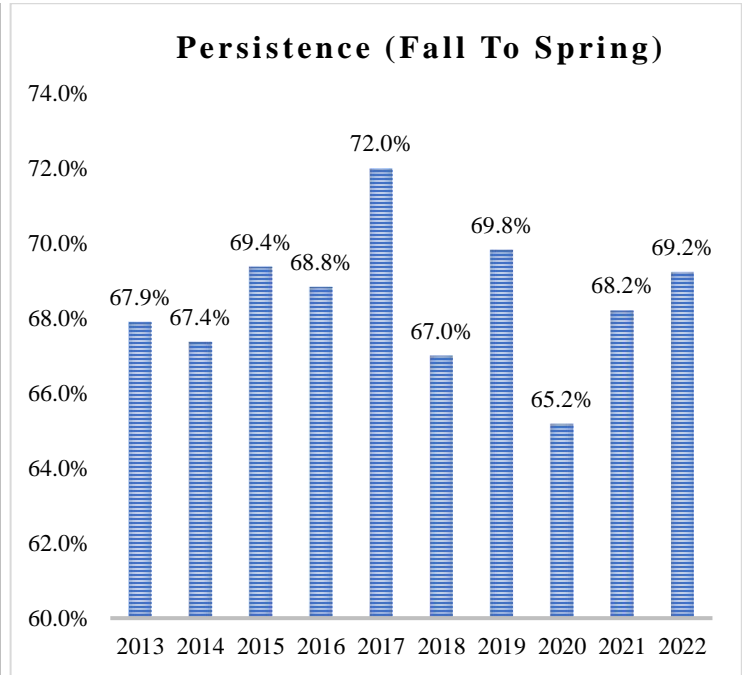
	2013	2014	2015	2016	2017	2018	2019	2020	2021	2022
Am. Indian or Alaskan Native	4	4	2	0	0	2	3	4	4	2
Asian or Pacific Islander-Asian Indian	0	1	0	0	0	1	1	1	1	1
Asian or Pacific Islander (API)	6	5	2	4	5	2	0	3	5	4
API - Chamorro	1298	1440	1251	1149	1022	941	828	745	706	757
API - Chinese	14	13	15	16	17	10	12	12	9	8
API - Chuukese	216	176	151	132	158	168	173	144	70	81
API - Filipino	1306	1297	1265	1248	1160	1039	976	926	696	652
API - Japanese	8	6	7	6	9	4	4	2	17	16
API - Korean	16	21	15	8	13	13	12	13	14	18
API - Kosraean	14	16	14	11	8	8	6	5	1	2
API - Marshallese	8	7	14	9	5	4	2	1	1	5
API - Micronesian	0	0	0	0	0	0	1	0	1	1
API - Palauan	77	80	77	55	47	42	30	26	32	42
API - Pohnpeian	66	52	41	45	59	68	57	32	22	25
API - Samoan	0	0	0	0	0	0	0	0	0	0
API -Thai	2	1	0	0	0	0	0	0	0	0
API - Vietnamese	4	1	2	2	2	2	2	2	2	2
API - Yapese	93	86	71	66	55	52	54	40	17	18
Black	27	27	25	18	17	17	12	10	11	13
Hispanic	11	10	13	9	7	6	5	7	12	11
White	46	57	46	32	30	14	18	19	28	27
Other	9	9	7	3	3	8	14	15	11	16
Not Reported	6	5	5	6	9	9	5	13	17	14
<b>Grand Total</b>	<b>3231</b>	<b>3314</b>	<b>3023</b>	<b>2819</b>	<b>2626</b>	<b>2410</b>	<b>2215</b>	<b>2020</b>	<b>1677</b>	<b>1715</b>

Source: Argos, Banner

## Persistence Rates

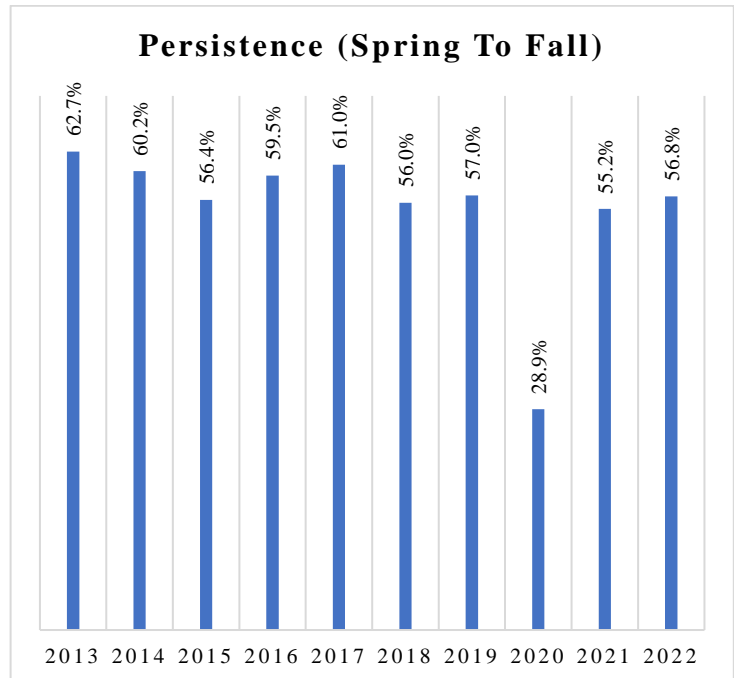
### Fall to Spring

Current Spring	Previous Fall Enrollment	Persistence Total	Rate %
2013	2576	1749	67.9%
2014	2727	1837	67.4%
2015	2563	1778	69.4%
2016	2410	1659	68.8%
2017	2428	1748	72.0%
2018	2218	1486	67.0%
2019	2078	1451	69.8%
2020	1979	1290	65.2%
2021	1796	1225	68.2%
2022	1690	1170	69.2%



### Spring to Fall

Current Fall	Previous Spring Enrollment	Persistence Total	Rate %
2013	2410	1511	62.7%
2014	2452	1475	60.2%
2015	2490	1404	56.4%
2016	2412	1436	59.5%
2017	2125	1296	61.0%
2018	1925	1078	56.0%
2019	1878	1070	57.0%
2020	1880	544	28.9%
2021	1756	969	55.2%
2022	1666	946	56.8%



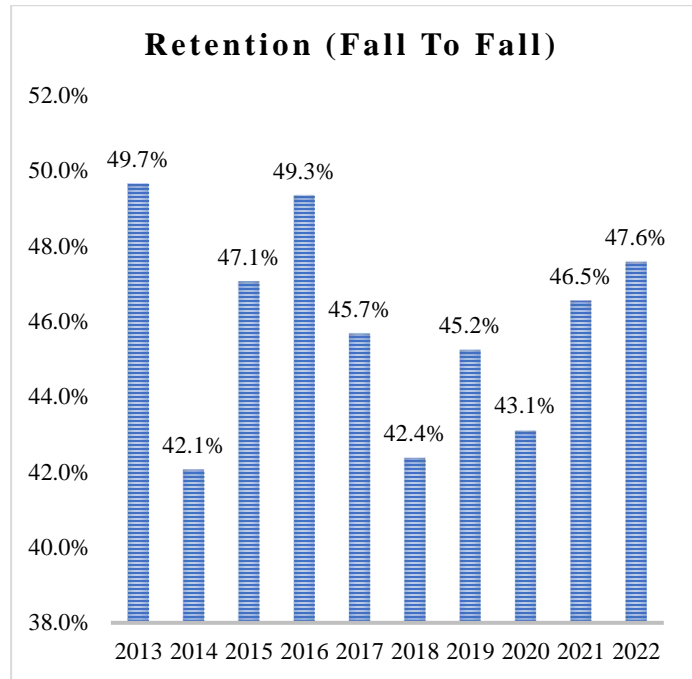
Source: GCC Fact Book, Volume 1-16; Banner

Fall to Spring persistence rate is the percentage of GCC students who were enrolled in the Fall semester and continued to be enrolled in the next Spring semester. Spring to Fall persistence rate is the percentage of GCC students who were enrolled in the Spring semester and continued to be enrolled in the next Fall semester. Graduates are not accounted for in these calculations.

## Retention Rates

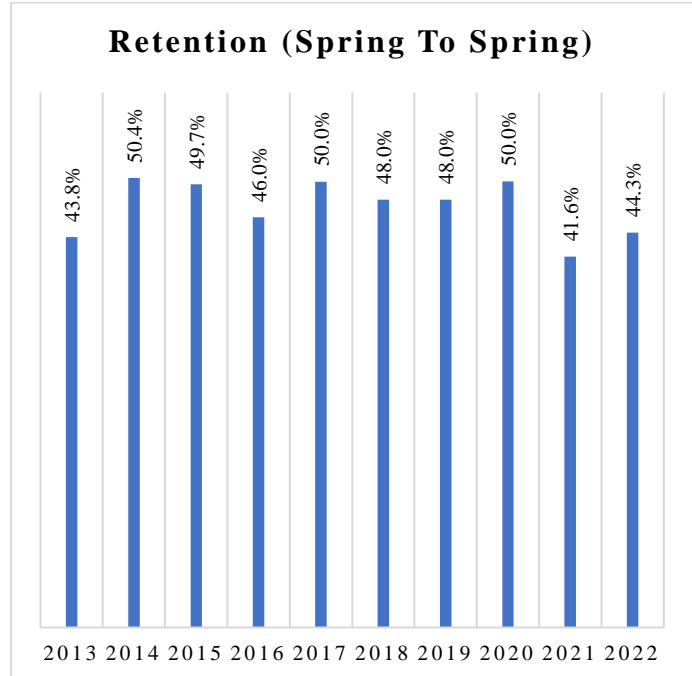
### Fall to Fall

Current Fall	Previous Fall Enrollment	Retention Total	Rate %
2013	2576	1279	49.7%
2014	2727	1147	42.1%
2015	2563	1206	47.1%
2016	2410	1189	49.3%
2017	2428	1109	45.7%
2018	2218	940	42.4%
2019	2078	940	45.2%
2020	1979	853	43.1%
2021	1796	835	46.5%
2022	1690	804	47.6%



### Spring to Spring

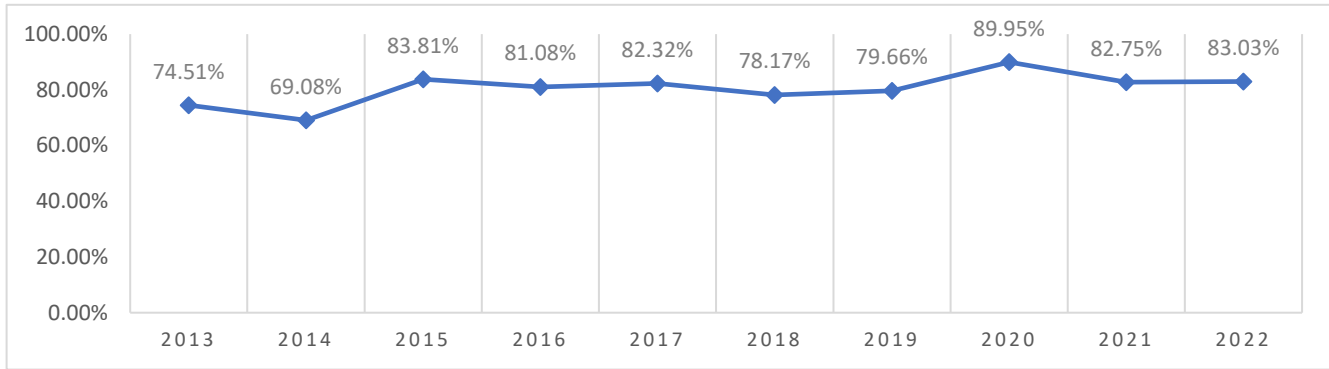
Current Spring	Previous Spring Enrollment	Retention Total	Rate %
2013	2480	1086	43.8%
2014	2410	1215	50.4%
2015	2452	1219	49.7%
2016	2490	1146	46.0%
2017	2412	1206	50.0%
2018	2125	1020	48.0%
2019	1925	963	48.0%
2020	1878	828	50.0%
2021	1880	782	41.6%
2022	1666	738	44.3%



Source: GCC Fact Book, Volume 1-16; Banner

Fall to Fall retention rate is the percentage of GCC students who were enrolled in the Fall semester and were also enrolled in the next Fall semester. Spring to Spring retention rate is the percentage of GCC students who were enrolled in the Spring Semester and were also enrolled in the next Spring semester.

## Successful Course Completion Rates



Year	Total Successful Outcomes	Total Registrations	Successful Course Completion Percentages
2013	6046	8114	74.51%
2014	5821	8426	69.08%
2015	6032	7197	83.81%
2016	5852	7218	81.08%
2017	5623	6831	82.32%
2018	3885	4970	78.17%
2019	3772	4735	79.66%
2020	5820	6470	89.95%
2021	4297	5193	82.75%
2022	4314	5196	83.03%

Source: GCC Fact Book, Volume 1-16; Banner; Argos

## Placement of Incoming Students (Math & English)

### MATH

Year	Total	Developmental Math	College Math
2013	1081	1025	56
2014	1000	963	37
2015	957	913	44
2016	681	647	34
2017	339	194	145
2018	912	662	250
2019	471	28	443
*2020	78	72	6
2021	512	269	243
2022	420	174	246

### ENGLISH

Year	Total	Developmental English	College English
2013	1168	855	313
2014	1074	791	283
2015	995	713	282
2016	840	611	229
2017	752	555	197
2018	868	588	280
2019	1032	691	341
*2020	63	48	15
2021	480	326	154
2022	518	238	280

Source: GCC Fact Book, Volume 1-16; Banner; Argos

GCC adopted the ACCUPLACER test in November 2016. Prior to the ACCUPLACER test, placement was based on the COMPASS test. Due to the Coronavirus (COVID-19) pandemic, alternative options were offered in place of Placement testing.

\* No placement testing since March 2020. Placement tests in 2020 were replaced by self-placement of students based on criteria listed and on recommendations. The recommendations were based on Classroom Learning Yields Math & English Readiness (CLYMER) eligibility requirements and past data of students placing in developmental education.

## Dual Credit Articulated Programs of Study

AY 2013-2014	AY 2014-2015	AY 2015-2016	AY 2016-2017	AY 2017-2018	AY 2018-2019	AY 2019-2020	AY 2020-2021	AY 2021-2022	AY 2022-2023
17	33	24	21	51	52	49	9	7	17

Under the Dual Credit Articulated Programs of Study (DCAPS), students can earn college credit in GCC postsecondary programs if they earn a grade of "B" or better in CTE programs.

## Dual Enrollment Accelerated Learning

AY 2013-2014	AY 2014-2015	AY 2015-2016	AY 2016-2017	AY 2017-2018	AY 2018-2019	AY 2019-2020	AY 2020-2021	AY 2021-2022	AY 2022-2023
18	19	1	0	0	9	1	0	3	7

Source: GCC Fact Book, Volume 1-16; Banner

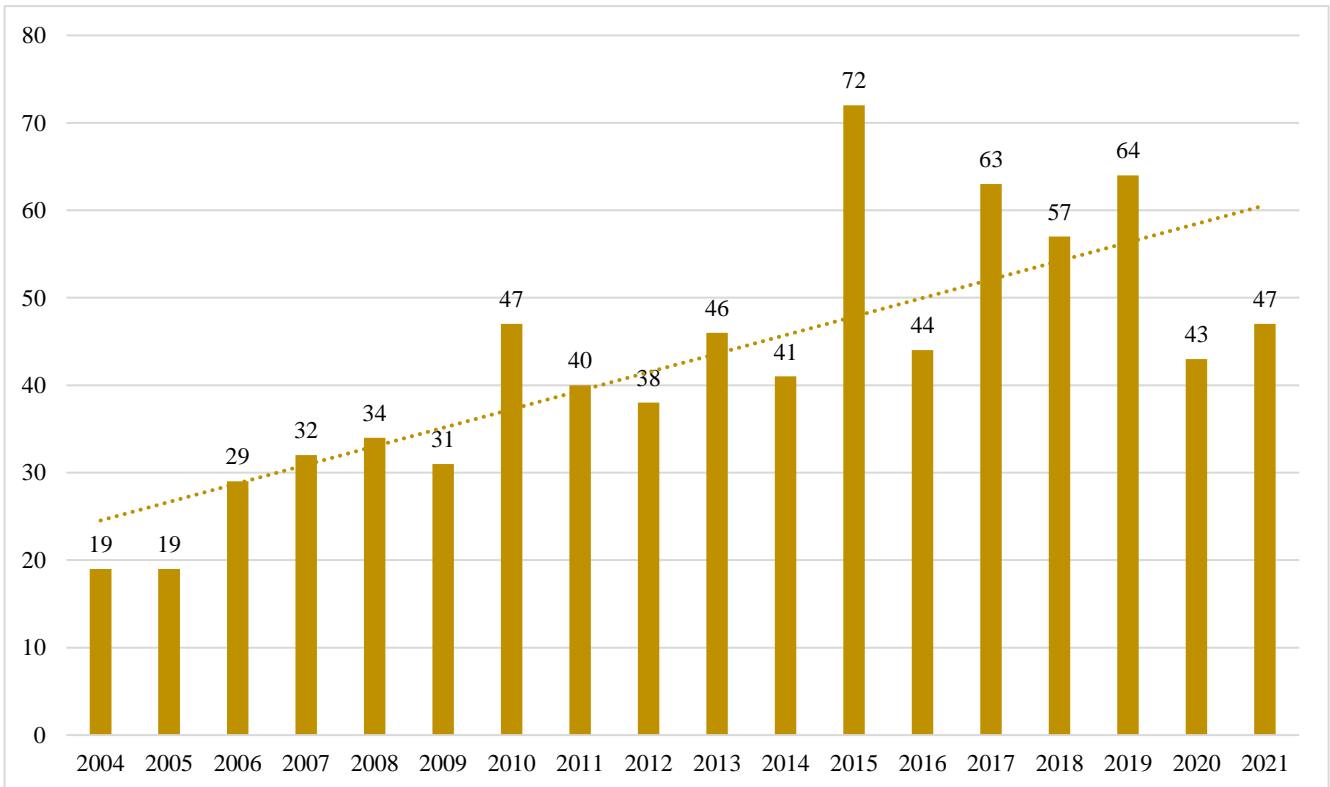
GCC’s Dual Enrollment Accelerated Learning (DEAL) program allows eligible students to enroll in college courses concurrently with high school classes and to receive both high school and college credit simultaneously. GCC has DEAL program agreements with Guam’s six public high schools, Father Duenas Memorial School, Notre Dame High School, Home School Association of Guam and Guam Adventist Academy.

## Transfer Students from GCC to UOG

### Fall Trends

2013	2014	2015	2016	2017	2018	2019	2020	2021
46	41	72	44	63	57	64	43	47

The chart below reflects the number of students who transferred from GCC to the University of Guam (UOG), a four-year institution that has existing articulation agreements for General Education courses, non-General Education courses, and several degree programs in their entirety, with GCC.



Source: UOG Factbook AY2021-2022

## Completers: Degree (Conferral)

<b>Bachelor of Science*</b>											
	2013	2014	2015	2016	2017	2018	2019	2020	2021	2022	Total
Career and Technical Education	—	—	—	—	—	—	—	—	—	—	—

<b>Associate of Arts</b>											
Culinary Arts	10	7	24	10	9	15	16	14	19	16	<b>140</b>
Education	15	17	23	51	37	36	30	26	10	18	<b>263</b>
Liberal Studies <sup>34</sup>	9	20	17	37	22	29	16	9	7	15	<b>181</b>
<b>Subtotal</b>	<b>34</b>	<b>44</b>	<b>64</b>	<b>98</b>	<b>68</b>	<b>80</b>	<b>62</b>	<b>49</b>	<b>36</b>	<b>49</b>	<b>584</b>

<b>Associate of Science</b>											
Accounting	10	7	15	14	11	18	11	10	4	17	<b>117</b>
Automotive Service Technology (AST) <sup>35</sup>	3	6	3	1	1	5	11	0	0	0	<b>30</b>
AST – General Service Technician <sup>36</sup>	—	—	—	2	7	0	0	4	3	5	<b>21</b>
AST – Master Service Technician <sup>37</sup>	—	—	—	0	2	0	0	3	4	1	<b>10</b>
Automotive Technology <sup>38</sup>	—	—	—	—	—	—	—	—	—	—	<b>0</b>
Civil Engineering Technology <sup>39</sup>	0	0	0	0	3	1	0	2	0	1	<b>7</b>
Computer Networking <sup>40</sup>	3	4	6	10	13	14	5	10	14	16	<b>95</b>
Computer Science	4	8	7	4	8	12	14	13	7	12	<b>89</b>
Criminal Justice	11	18	31	23	19	24	28	30	31	20	<b>235</b>
Early Childhood Education	15	22	27	29	21	37	25	29	30	18	<b>253</b>
Electronics Networking <sup>41</sup>	—	—	—	—	0	0	0	0	0	0	<b>0</b>
Emergency Management <sup>42</sup>	1	1	3	0	1	0	0	0	0	0	<b>6</b>
Food & Beverage Management <sup>43</sup>	1	0	2	1	7	3	0	1	0	0	<b>15</b>
Foodservice Management <sup>44</sup>	—	—	—	—	—	—	—	—	7	4	<b>11</b>
Hospitality Industry Management	—	—	—	0	0	6	1	1	1	0	<b>9</b>
Hotel Operations & Management <sup>45</sup>	0	4	4	9	7	4	1	0	0	0	<b>29</b>
Human Services <sup>46</sup>	—	0	0	0	6	10	9	7	6	13	<b>51</b>
International Hotel Management <sup>47</sup>	—	—	—	—	—	—	2	6	2	9	<b>19</b>
Marketing	6	3	6	14	6	16	7	14	15	10	<b>97</b>
Medical Assisting	24	20	21	16	19	12	20	18	19	18	<b>187</b>
Office Technology	2	3	0	2	3	3	1	4	3	4	<b>25</b>
Practical Nursing	—	—	—	—	—	—	—	0	19	13	<b>32</b>
Pre-Architectural Drafting <sup>48</sup>	0	2	0	5	2	2	5	3	0	1	<b>20</b>
Supervision & Management	8	5	10	13	9	11	9	14	3	12	<b>94</b>
Surveying Technology <sup>49</sup>	0	0	1	1	0	0	1	0	0	0	<b>3</b>
Tourism & Travel Management <sup>50</sup>	1	1	5	11	13	18	6	15	17	15	<b>102</b>
Visual Communication	6	7	12	14	13	18	15	5	19	11	<b>120</b>
<b>Subtotal</b>	<b>95</b>	<b>111</b>	<b>153</b>	<b>169</b>	<b>171</b>	<b>214</b>	<b>171</b>	<b>189</b>	<b>204</b>	<b>200</b>	<b>1677</b>

\*The Bachelor of Science in Career and Technical Education began in the fall semester of 2020. Completion is expected by Fall 2022.

## Completers: Certificate and Other Programs (Conferral)

Certificate											
	2013	2014	2015	2016	2017	2018	2019	2020	2021	2022	Total
Accounting	—	—	—	—	—	—	—	—	—	—	0
Automotive Service Technology (AST)	1	1	0	0	0	1	1	9	4	4	21
Automotive Technology	—	—	—	—	—	—	—	—	—	—	0
Computer Aided Design & Drafting <sup>51</sup>	0	0	1	3	2	1	4	3	0	0	14
Computer Science	0	3	0	1	0	1	0	2	0	0	7
Construction Technology	0	0	1	2	1	4	6	6	0	5	25
Cosmetology <sup>52</sup>	1	—	—	—	—	—	—	—	—	—	1
Criminal Justice	4	9	8	14	20	25	8	9	15	7	119
Early Childhood Education	1	4	2	0	2	18	21	21	16	12	97
Education	1	2	0	2	1	1	0	2	0	1	10
Emergency Management <sup>53</sup>	0	0	0	0	0	0	0	0	0	0	0
Environmental Technician	—	—	—	0	0	0	1	1	0	0	2
Family Services	0	1	1	1	0	3	2	1	5	12	26
Fire Science	0	0	0	0	0	0	0	0	0	0	0
Medical Assisting	1	21	21	16	22	13	21	19	20	20	174
Medium/Heavy Truck Diesel Tech <sup>54</sup>	0	0	0	0	0	0	0	0	0	0	0
Office Technology	0	1	0	0	0	0	0	5	2	3	11
Practical Nursing <sup>55</sup>	18	17	21	22	18	17	—	—	0	0	113
Pre-Nursing <sup>56</sup>	10	14	11	12	6	—	—	—	—	0	53
Sign Language Interpreting	—	—	—	—	—	—	10	6	1	0	17
Supervision & Management	0	2	0	0	0	2	2	0	0	2	8
Surveying Technology	0	0	0	0	0	0	0	0	0	0	0
Systems Technology	—	—	—	—	—	—	—	—	—	—	0
<b>Subtotal</b>	<b>37</b>	<b>75</b>	<b>66</b>	<b>73</b>	<b>72</b>	<b>86</b>	<b>76</b>	<b>84</b>	<b>63</b>	<b>66</b>	<b>698</b>

Other											
Adult High School Diploma <sup>57</sup>	19	18	1	45	72	38	22	52	30	28	325
Criminal Justice Certificate	0	0	0	0	2	2	0	0	0	0	4
High School Equivalency	166	113	14	38	28	38	17	8	0	0	422
Industry Certificate in Cosmetology <sup>58</sup>	0	0	41	0	1	0	0	0	0	1	43
Industry Certification	0	0	0	0	0	0	0	0	0	0	0
Journeyworker Certificate	54	6	81	72	52	20	26	27	4	4	346
Nursing Assistant Industry Certification	0	0	0	0	0	4	0	7	0	0	11
<b>Subtotal</b>	<b>239</b>	<b>137</b>	<b>137</b>	<b>155</b>	<b>155</b>	<b>102</b>	<b>65</b>	<b>94</b>	<b>34</b>	<b>33</b>	<b>1151</b>
<b>GRAND TOTAL</b>	<b>405</b>	<b>367</b>	<b>420</b>	<b>495</b>	<b>466</b>	<b>482</b>	<b>374</b>	<b>416</b>	<b>337</b>	<b>348</b>	<b>4110</b>

Source: GCC Fact Book, Volume 1-16; Banner

## Secondary CTE Programs

### Total Population in GCC Programs (SY 2022-2023)

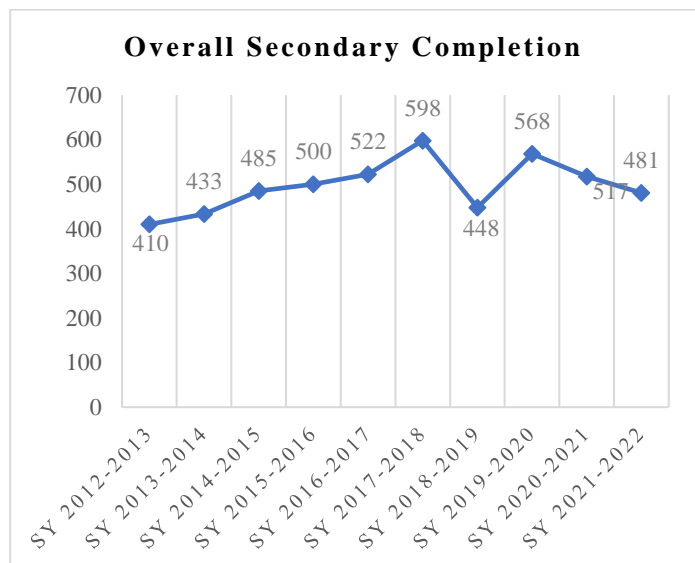
Program	George Washington High School	John F. Kennedy High School	Okkodo High School	Southern High School	Simon Sanchez High School	Tiyan High School	Total
Allied Health	71	80		65	78	56	<b>350</b>
Automotive Services Technology	53	61	51	41	49	54	<b>309</b>
Automotive Collision Repair	55			40			<b>95</b>
Construction Trades Auto CAD	20					10	<b>30</b>
Construction Trades Carpentry	38	50	44		44	32	<b>208</b>
Construction Trades HVAC				0			<b>0</b>
Early Childhood Education*	43						<b>43</b>
Electronics Technology	46		58	80	57		<b>241</b>
Marketing	30	63	83	41	61	32	<b>310</b>
Tourism LMP/HTMP **	63	56	74	65	62	57	<b>377</b>
Tourism ProStart	58	74	69	73	71	67	<b>412</b>
Telecommunications						27	<b>27</b>
Visual Communications	41					37	<b>78</b>
<b>Total</b>	<b>518</b>	<b>384</b>	<b>379</b>	<b>405</b>	<b>422</b>	<b>372</b>	<b>2480</b>

\*Early Childhood Education as a CTE program was piloted in January 2010 and began with 77 students. It was only offered to GWHS due to the proximity to the GCC campus. Okkodo High School (OHS) opened its doors in August 2008. Tiyan High School (THS) opened its doors in August 2014.

\*\*Program name change from Lodging and Hospitality & Tourism Management (LMP) as of Fall 2021.

## Overall Completion

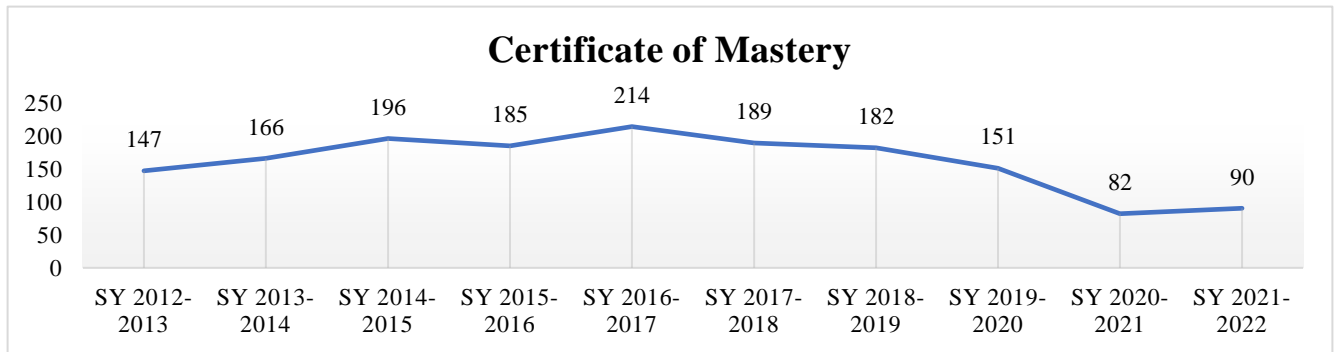
	Total
<b>SY 2013-2014</b>	433
<b>SY 2014-2015</b>	485
<b>SY 2015-2016</b>	500
<b>SY 2016-2017</b>	522
<b>SY 2017-2018</b>	598
<b>SY 2018-2019</b>	448
<b>SY 2019-2020</b>	568
<b>SY 2020-2021</b>	517
<b>SY 2021-2022</b>	481





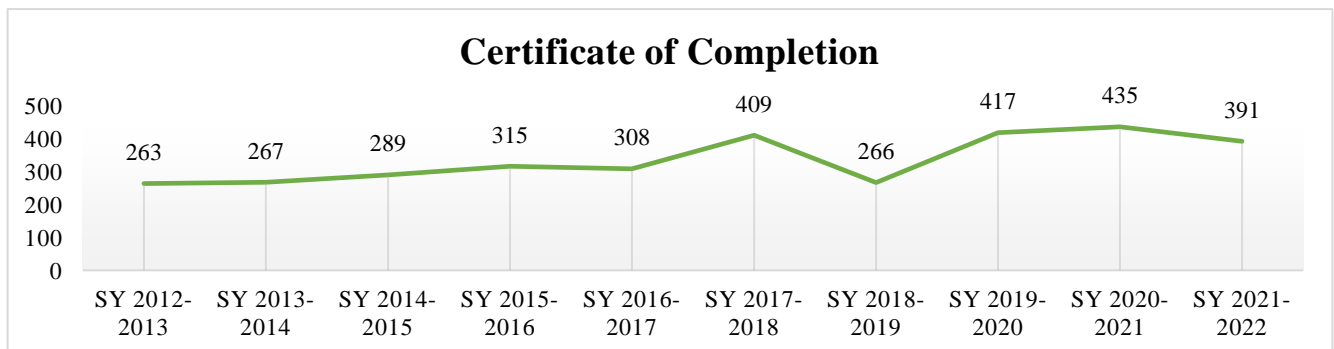
## Certificate of Mastery

	<b>GWHS</b>	<b>JFKHS</b>	<b>OHS</b>	<b>SSHS</b>	<b>SHS</b>	<b>THS*</b>	<b>Total</b>
<b>SY 2013-2014</b>	30	31	41	50	14	-	<b>166</b>
<b>SY 2014-2015</b>	40	40	52	54	8	2	<b>196</b>
<b>SY 2015-2016</b>	39	21	24	30	69	2	<b>185</b>
<b>SY 2016-2017</b>	47	40	15	51	57	4	<b>214</b>
<b>SY 2017-2018</b>	25	37	41	58	21	7	<b>189</b>
<b>SY 2018-2019</b>	27	26	32	16	62	19	<b>182</b>
<b>SY 2019-2020</b>	23	19	44	9	38	18	<b>151</b>
<b>SY 2020-2021**</b>	24	5	26	19	5	3	<b>82</b>
<b>SY 2021-2022</b>	19	10	21	7	27	6	<b>90</b>
<b>Total</b>	<b>400</b>	<b>400</b>	<b>375</b>	<b>466</b>	<b>309</b>	<b>55</b>	<b>2005</b>



## Certificate of Completion

	<b>GWHS</b>	<b>JFKHS</b>	<b>OHS</b>	<b>SSHS</b>	<b>SHS</b>	<b>THS*</b>	<b>Total</b>
<b>SY 2013-2014</b>	85	52	30	40	60	-	<b>267</b>
<b>SY 2014-2015</b>	109	40	31	50	56	3	<b>289</b>
<b>SY 2015-2016</b>	103	31	98	40	37	6	<b>315</b>
<b>SY 2016-2017</b>	92	64	56	18	52	26	<b>308</b>
<b>SY 2017-2018</b>	93	56	46	36	75	103	<b>409</b>
<b>SY 2018-2019</b>	46	57	13	62	35	53	<b>266</b>
<b>SY 2019-2020</b>	95	81	47	95	44	55	<b>417</b>
<b>SY 2020-2021</b>	50	49	117	51	74	94	<b>435</b>
<b>SY 2021-2022</b>	60	70	69	55	73	64	<b>391</b>
<b>Total</b>	<b>1312</b>	<b>733</b>	<b>569</b>	<b>671</b>	<b>782</b>	<b>340</b>	<b>4407</b>



Source: School of Trades and Professional Services, Secondary Report

\* Tiyan High School (THS) opened its doors in August 2014.

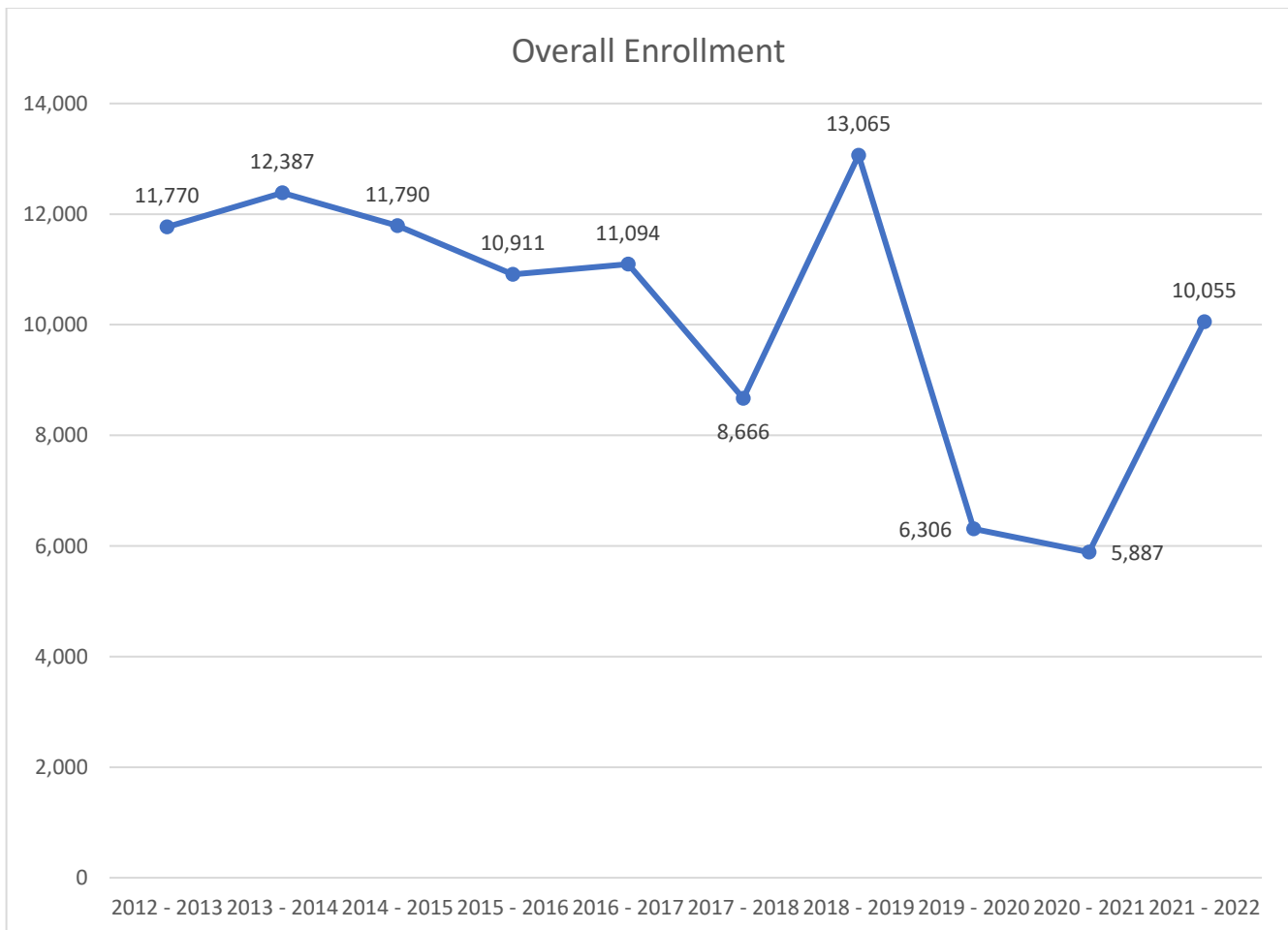
\*\*The low numbers for 2020-2021 Certificate of Mastery were due to student's inability to participate in the work experience (WE) as required for the Certificate of Mastery due to the pandemic.

## Continuing Education & Workforce Development

### Overall Enrollment

	1 <sup>ST</sup> Quarter (Oct - Dec)	2 <sup>ND</sup> Quarter (Jan-Mar)	3 <sup>RD</sup> Quarter (Apr-June)	4 <sup>TH</sup> Quarter (July-Sept)	Total
<b>2013 - 2014</b>	3023	2615	3503	3246	<b>12387</b>
<b>2014 - 2015</b>	3865	2358	2120	3447	<b>11790</b>
<b>2015 - 2016</b>	3040	2298	4125	1448	<b>10911</b>
<b>2016 - 2017</b>	2346	3402	2881	2465	<b>11094</b>
<b>2017 - 2018</b>	2399	1521	2694	2052	<b>8666</b>
<b>2018 - 2019</b>	2040	1620	2936	6469	<b>13065</b>
<b>2019 - 2020</b>	3317	1537	618	834	<b>6306</b>
<b>2020 - 2021</b>	676	1438	2131	1642	<b>5887</b>
<b>2021 - 2022</b>	3303	1715	1716	3321	<b>10055</b>

Source: Continuing Education and Workforce Development Board of Trustees Quarterly Report under the Academic Affairs Division, GCC Fact Book, Volume 1-16; Banner



## Apprenticeship 2013-2022

### Public Sector Apprentices (October-December)

	2013	2014	2015	2016	2017	2018	2019	2020	2021	2022
Dept. of Admin.	7	7	7	5	7	3	2	0	0	0
Dept. of Corrections	0	41	40	51	40	22	22	34	77	75
Dept. of Education	9	9	10	10	10	1	0	0	0	0
Dept. of Land Mgmt.	24	26	27	27	27	1	0	0	0	0
Dept. of Public Works	1	0	0	0	0	0	0	0	0	0
Dept. of Youth Affairs	0	4	4	3	4	4	7	4	4	3
GHURA	14	21	14	14	14	13	13	12	10	8
Guam Fire Dept.	—	—	—	—	—	—	—	36	27	15
Guam Housing Corp.	2	2	1	1	1	0	0	0	0	0
Guam Law Library	0	2	2	0	2	0	0	0	0	0
Guam Legal Services	1	1	1	0	1	0	0	0	0	0
Guam Police Dept.	7	15	55	42	55	15	31	55	42	27
Guam Power Authority	23	21	19	11	19	0	38	37	0	30
Guam Waterworks	7	6	6	6	6	2	0	0	0	0
Judiciary of Guam	4	4	6	5	5	5	1	1	0	0
Port Authority Guam	7	6	5	5	5	5	0	0	34	0
<b>Grand Total</b>	<b>106</b>	<b>165</b>	<b>197</b>	<b>180</b>	<b>196</b>	<b>71</b>	<b>114</b>	<b>179</b>	<b>194</b>	<b>158</b>

Source: Academic Affairs Division: Board of Trustees Quarterly Reports, Apprenticeship Office and GCC Fact Book, Volume 1-16; Banner

### Private Sector Apprentices (October-December 2022)\*

Asia Pacific Financial Management Group	1	IP&E (Sponsor: CPL Pacific, LLC)	8
Atkins Kroll, Inc.	1	Island CERTS Corp.	1
Baldyga Group	6	IT&E (Sponsor: CPL Pacific, LLC)	36
Cabras Marine Corporation	70	JMSI Electrical, LLC	3
Core Tech International	5	Kloppenburger Enterprises, Inc.	3
Docomo Pacific	25	Lots of Learning Day Care	1
DZSP21, LLC	3	Nissan Motors Corporation Guam	2
G4S Security Systems	3	Pacific Biomedical Services	1
Generation Renewable Inc. (Formerly MRE)	4	Pacific Star Resort & Spa	1
Goodwind Development Corporation	1	Pacific Unlimited, Inc.	1
GTA TeleGuam	32	TLC Day Care	1
Hawaiian Rock Products	8	<b>Grand Total</b>	<b>218</b>

\*Active Employers with Enrollment

Source: Continuing Education & Workforce Development – Apprenticeship Office.

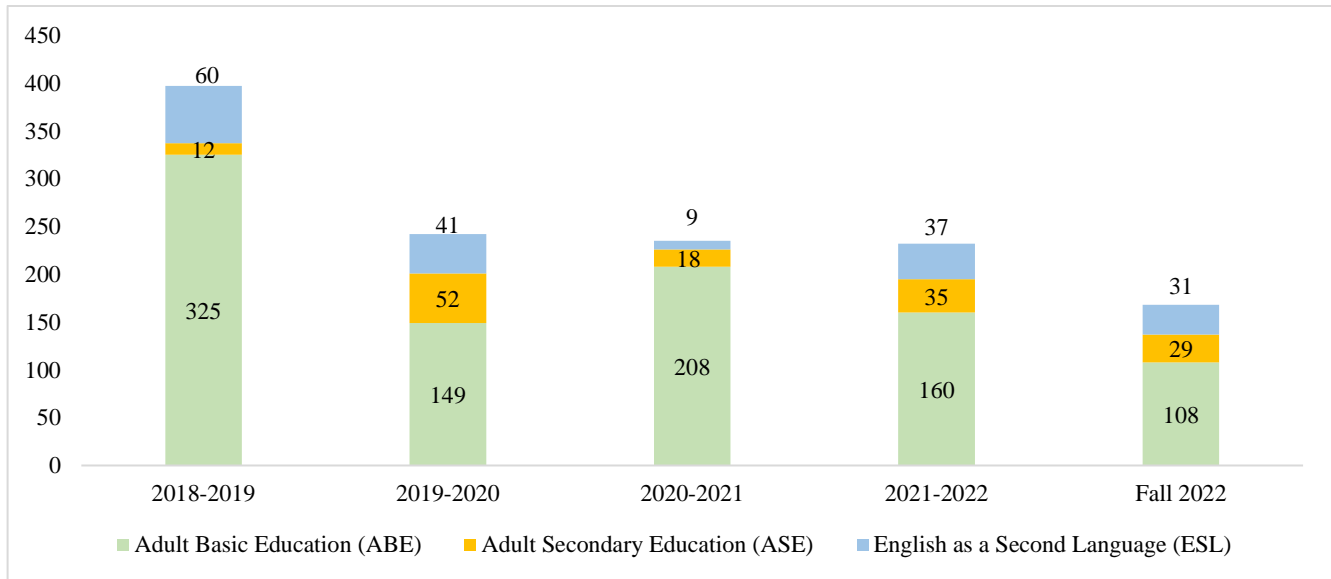
# Adult Education

## Enrollment

	2018-2019	2019-2020	2020-2021	2021-2022	2022-2023*
Adult Basic Education (ABE)	325	149	208	160	108
Adult Secondary Education (ASE)	12	52	18	35	29
English as a Second Language (ESL)	60	41	9	37	31
<b>Total</b>	<b>397</b>	<b>242</b>	<b>235</b>	<b>232</b>	<b>168</b>

Source: National Reporting System (NRS)/TOPSpro Enterprise database system - Table 1-2A

\*Count reflects Fall 2022 only

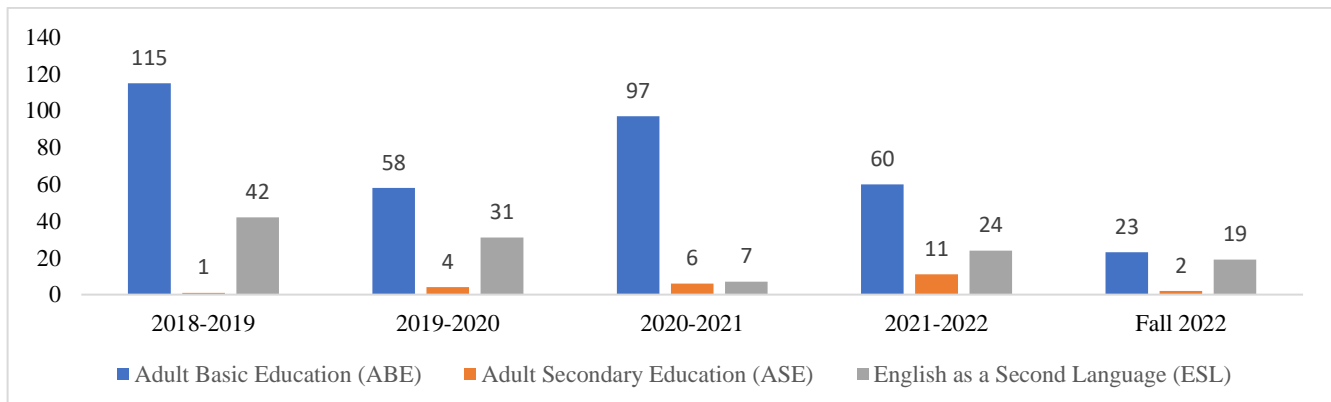


## Measurable Skills Gains

	2018-2019	2019-2020	2020-2021	2021-2022	2022-2023*
Adult Basic Education (ABE)	115	58	97	60	23
Adult Secondary Education (ASE)	1	4	6	11	2
English as a Second Language (ESL)	42	31	7	24	19
<b>Total</b>	<b>158</b>	<b>93</b>	<b>110</b>	<b>95</b>	<b>44</b>

Source: WIOA, Title II - Workforce Innovation and Opportunity Act, Adult Education and Family Literacy and the National Reporting System (NRS)/TOPSpro Enterprise database system - Table 4(E) Number who achieved at least one educational function level gain.

\*Count reflects Fall 2022 only

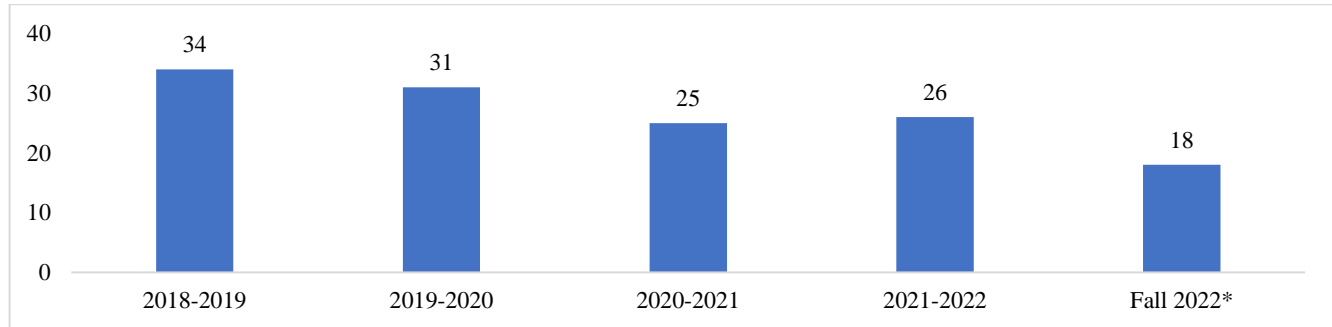


## Completers: Diploma/GED

	2017-2018	2018-2019	2019-2020	2020-2021	2021-2022	2022-2023*
Adult Basic Education (ABE)	41	34	31	25	26	18

Source: National Reporting System (NRS)/TOPSpro Enterprise database system - Table 4

\* Count reflects Fall 2022 only



## Population by Age

	16-18	19-24	25-44	45-54	55-59	60+	Total
2017-2018	0	87	279	57	14	13	450
2018-2019	0	98	233	47	10	9	397
2019-2020	3	59	144	23	7	6	242
2020-2021	1	68	146	11	8	1	235
2021-2022	3	50	150	22	3	4	232
2022-2023*	5	40	103	11	7	2	168

Source: WIOA, Title II - Workforce Innovation and Opportunity Act, Adult Education and Family Literacy and the National Reporting System (NRS)/TOPSpro Enterprise database system - Table 2 & 2A.

\* Count reflects Fall 2022 only

## Population by Ethnicity

YEAR (7/1-6/30)	American Indian or Alaska	Asian	Black or African American	Hispanic/Latino	Native Hawaiian or Other Pacific Islander	White	More than 1 Race	Total
2017-2018	2	118	5	0	301	9	15	450
2018-2019	0	97	4	1	257	15	23	397
2019-2020	0	60	1	0	166	6	9	242
2020-2021	0	35	0	0	192	4	4	235
2021-2022	0	58	0	1	153	9	11	232
2022-2023*	0	41	0	1	112	4	10	168

Source: WIOA, Title II - Workforce Innovation and Opportunity Act, Adult Education and Family Literacy and the National Reporting System (NRS)/TOPSpro Enterprise database system - Table 2 & 2A.

\* Count reflects Fall 2022 only

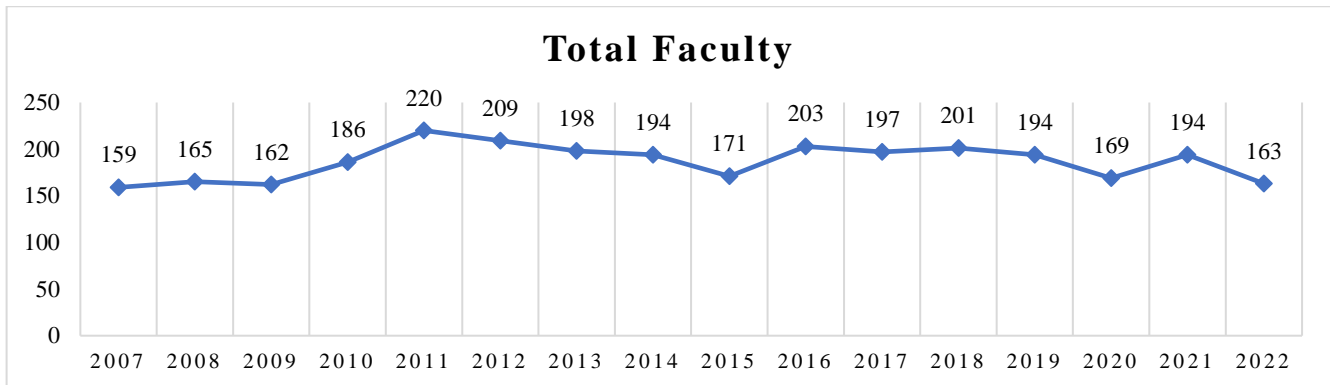
## Employees

Classification	2013	2014	2015	2016	2017	2018	2019	2020	2021	2022
Staff	95	104	97	95	98	90	96	84	86	91
Administrator	35	40	32	35	37	37	32	35	30	33
Faculty	114	122	114	112	110	110	115	111	106	105
<b>Total:</b>	<b>244</b>	<b>266</b>	<b>243</b>	<b>242</b>	<b>245</b>	<b>237</b>	<b>243</b>	<b>230</b>	<b>222</b>	<b>229</b>

## Faculty

	2013	2014	2015	2016	2017	2018	2019	2020	2021	2022
Professor	6	6	5	5	5	5	4	8	8	8
Associate Professor	18	20	20	18	17	17	18	15	12	14
Assistant Professor	26	23	21	20	25	25	23	22	20	18
Instructor	50	51	53	50	44	49	46	53	43	42
Assistant Instructor	14	15	15	19	15	14	14	13	23	23
Adjunct Faculty	84	79	57	91	91	91	89	58	88	58
<b>Total:</b>	<b>198</b>	<b>194</b>	<b>171</b>	<b>203</b>	<b>197</b>	<b>201</b>	<b>194</b>	<b>169</b>	<b>194</b>	<b>163</b>

Note: Emergency Instructors are counted with Assistant Instructors

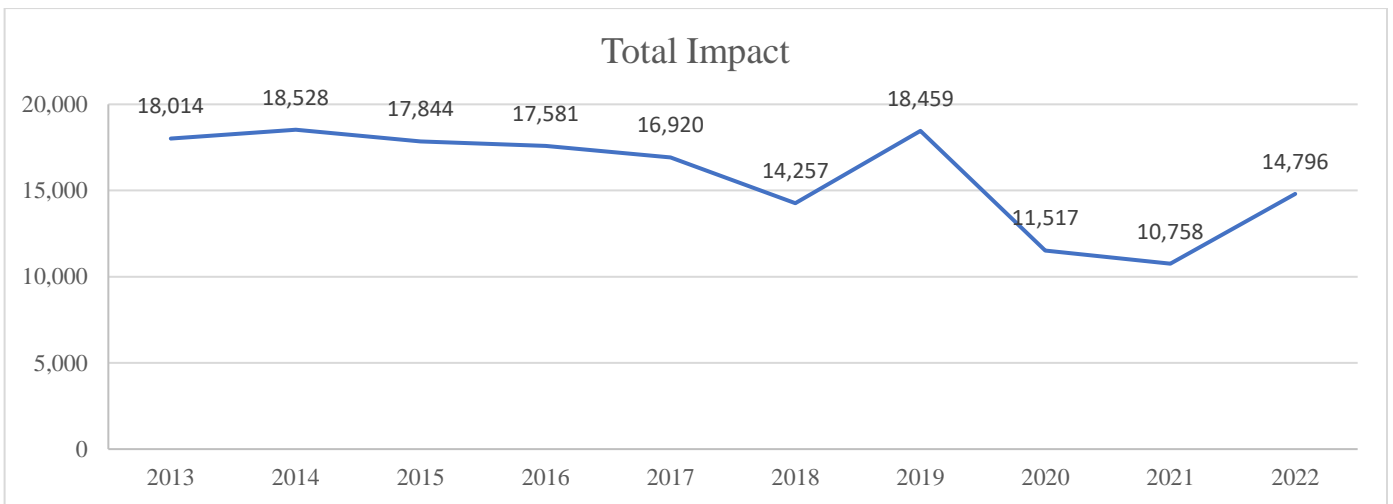


Source: Human Resources Office. GCC Fact Book, Volume 1-16; Banner

## Total Impact

### Total Students Served

	Postsecondary	Secondary	Apprenticeship	Adult Education*	Continuing Education	GRAND TOTAL
<b>2013</b>	2,727	2,350	437	730	11,770	<b>18,014</b>
<b>2014</b>	2,562	2,536	519	524	12,387	<b>18,528</b>
<b>2015</b>	2,410	2,609	534	501	11,790	<b>17,844</b>
<b>2016</b>	2,428	2,978	546	718	10,911	<b>17,581</b>
<b>2017</b>	2,218	2,719	439	450	11,094	<b>16,920</b>
<b>2018</b>	2,078	2,754	362	397	8,666	<b>14,257</b>
<b>2019</b>	1,979	2,818	355	242	13,065	<b>18,459</b>
<b>2020</b>	1,796	2,782	398	235	6,306	<b>11,517</b>
<b>2021</b>	1,690	2,531	418	232	5,887	<b>10,758</b>
<b>2022</b>	1,730	2,467	376	168	10,055	<b>14,796</b>



\* Enrollment numbers reported reflect Fall count ONLY. 2015 and previous years count came from the WIOA, Title II – Workforce Innovation and Opportunity Act. 2016 to present count is provided by the National Reporting System (NRS)/TOPSpro Enterprise database system - Table 1-2A.



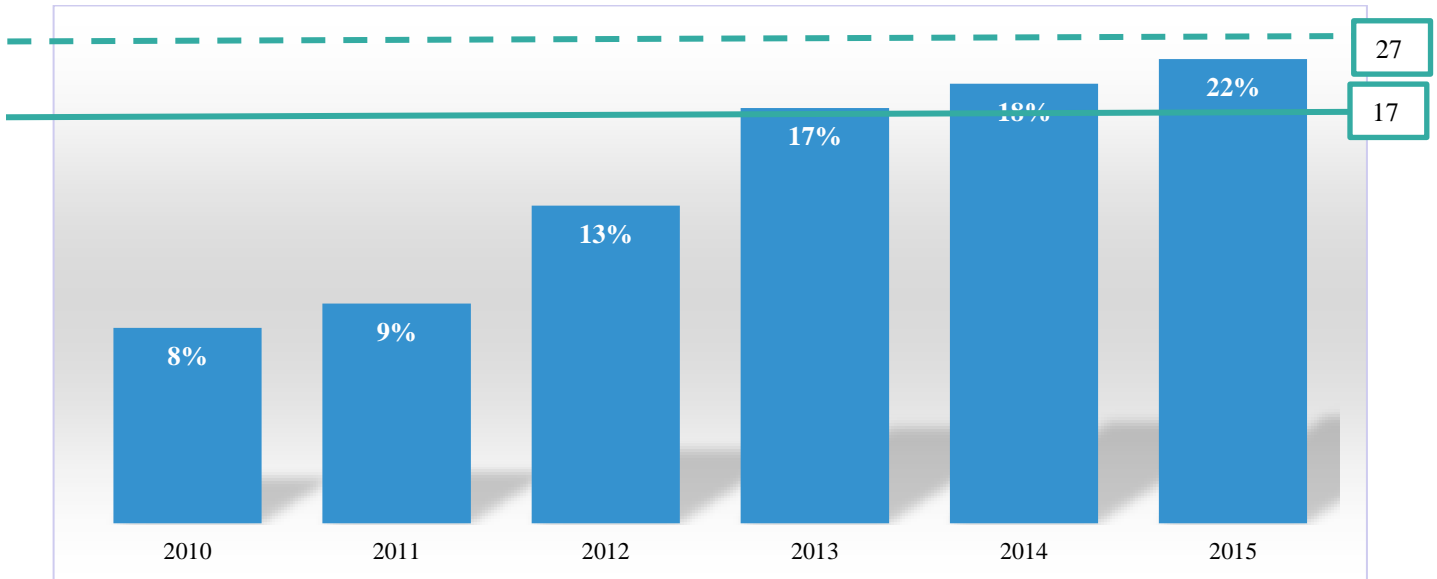
## Institution-Set Student Achievement (ISS) Benchmarks

### LEGEND:

Aspirational Goal -----

Benchmark (Floor) ———

### 150% Graduation Rate



Source: GCC Fact Book, Volume 1-16; Banner

First-time, full-time degree-seeking students in the Fall semester who graduate within *three years* if enrolled in an associate's degree program or within one-and-a-half years if enrolled in a certificate program.





## Institution-Set Student Achievement (ISS) Benchmarks

### Job Placement Rate

ISS	2013	2014	2015	2016	2017	2018	2019	2020	2021	2022
<b>Benchmark</b>	37%	38%	39%	40%	41%	42%	43%	44%	45%	46%
<b>Aspirational Goal</b>	47%	48%	49%	50%	51%	52%	53%	54%	55%	56%

CAREER PATHWAYS	2013	2014	2015	2016	2017	2018	2019	2020	2021	2022
<b>Architecture and Construction</b>										
<b>Arts, Audiovisual Technology, and Communications</b>						60%	30%			
<b>Business, Management, and Administration</b>						82%	48%	19%	21%	2%
<b>Education and Training</b>		71%	83%	55%	55%	57%	56%	23%	24%	5%
<b>Health Services</b>	50%	78%	64%	24%	50%		50%	24%	24%	8%
<b>Hospitality and Tourism</b>							48%	36%	53%	7%
<b>Information Technology</b>							28%	35%	35%	
<b>Law, Public Safety, and Security</b>	50%		80%			86%	48%	19%	19%	
<b>Marketing, Sales and Services</b>							27%	17%	17%	14%
<b>Science, Technology, Engineering and Math</b>										17%
<b>Transportation, Distribution and Logistics</b>										

Source: GCC Fact Book, Volume 1-16; Banner; ACCJC Annual Report, Graduate Employment Report, August 2014 to February 2022.

\*AIER will explore on additional methods and other avenues in an effort to improve survey response.

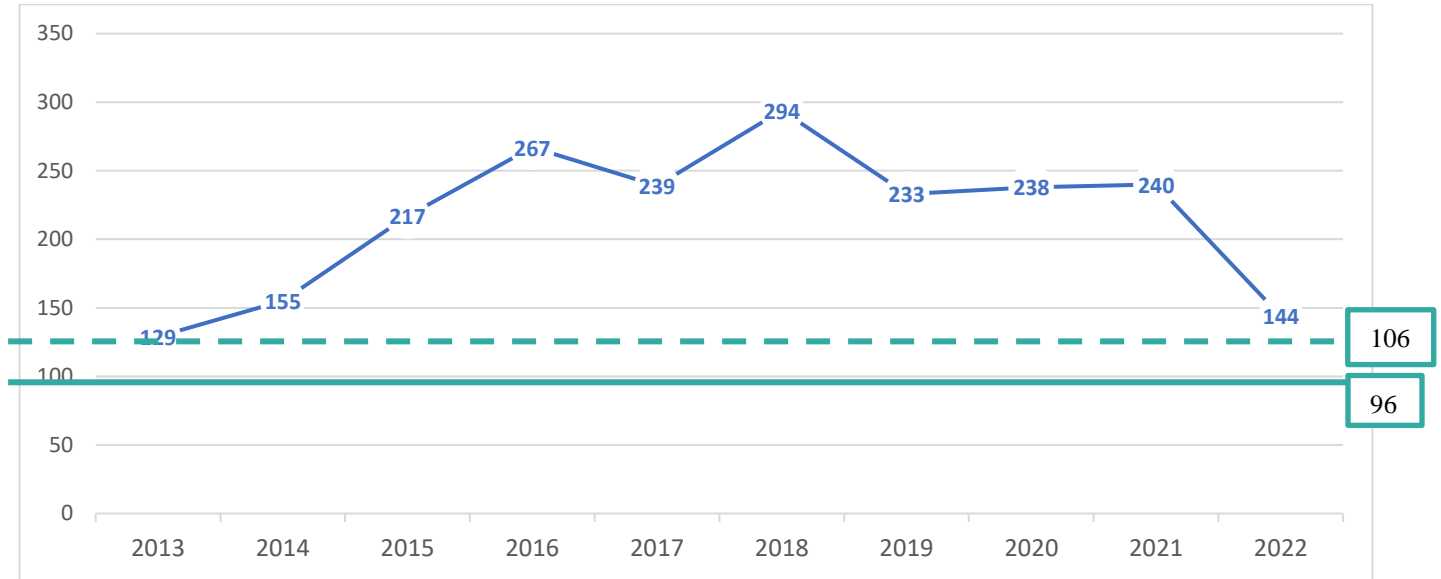
The job placement rate is only reported for career clusters with programs where at least 10 students completed in the designated year and at least 10 students were contacted. The programs that did not fit the two criteria aforementioned are not listed and the grayed-out boxes denote a year in which the two criteria were not met for programs in the career cluster. The job placement rate for each designated year is as of April in the following year. Career pathways are defined by the U.S. Department of Education as a series of connected support services, education, and training programs that enable individuals to secure employment within a specific industry or occupational sector and to advance over time to successively higher levels of education or employment in that sector.

## Institution-Set Student Achievement (ISS) Benchmarks

LEGEND:

Aspirational Goal	-----
Benchmark (Floor)	—————

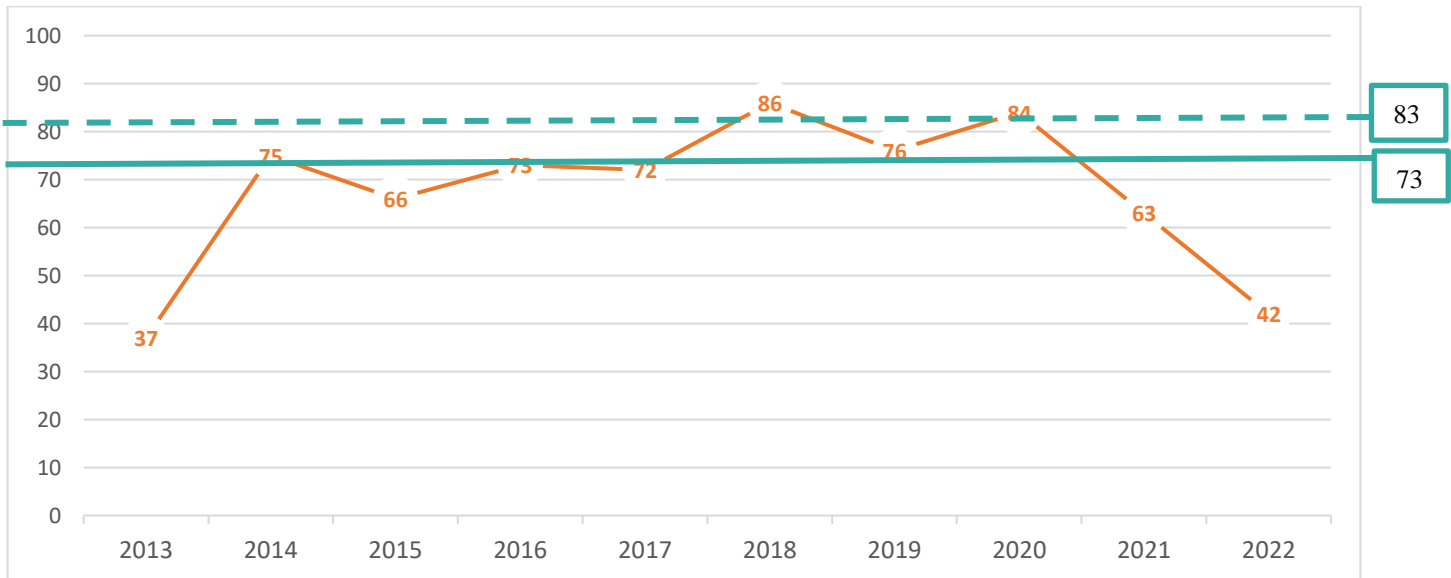
### Degree Completion - Postsecondary



2013	2014	2015	2016	2017	2018	2019	2020	2021	2022
129	155	217	267	239	294	233	238	240	144

The number of Associate of Arts and Associate of Science Degrees that were awarded during the academic year.

### Certificate Completion - Postsecondary



2013	2014	2015	2016	2017	2018	2019	2020	2021	2022
37	75	66	73	72	86	76	84	63	42

Source: GCC Fact Book, Volume 1-15; Banner, Argos

The number of Certificates that were awarded during the academic year.

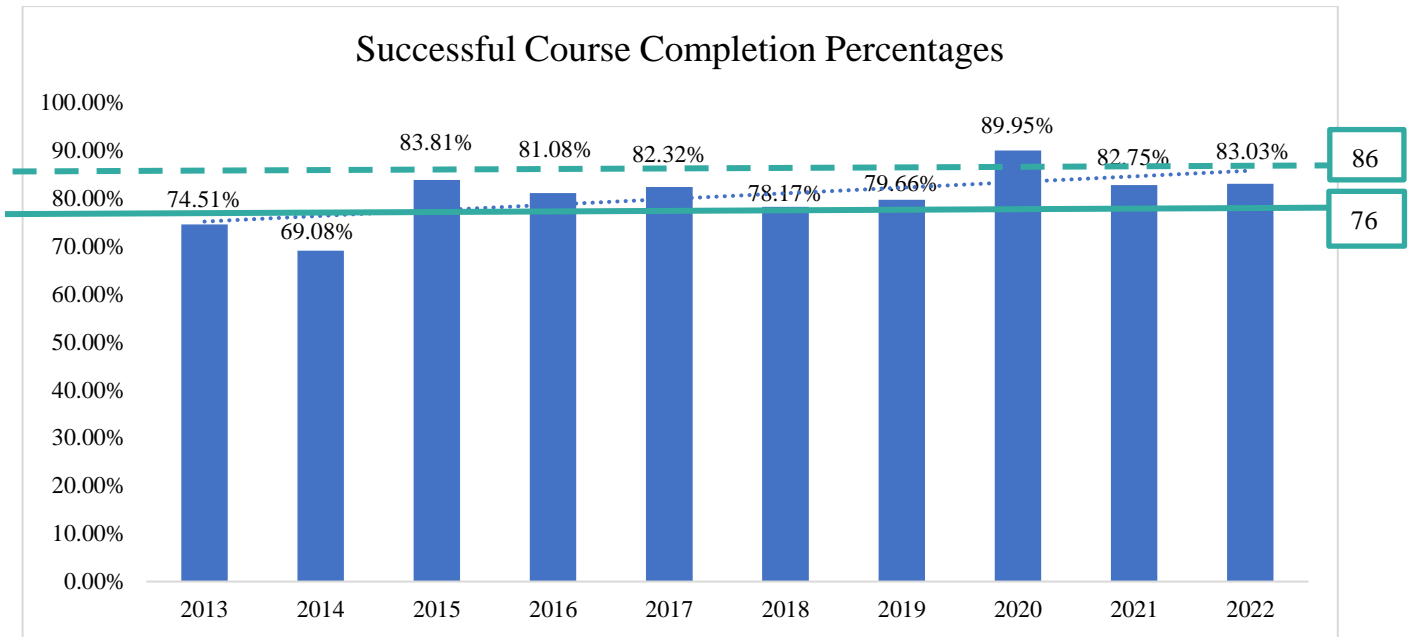
## Institution-Set Student Achievement (ISS) Benchmarks

### LEGEND:

Aspirational Goal -----

Benchmark (Floor) \_\_\_\_\_

### Student Course Completion Benchmark



	<i>Total Successful Outcomes</i>	<i>Total Registrations</i>	<i>Successful Course Completion Percentages</i>
<b>2013</b>	6046	8114	74.51%
<b>2014</b>	5821	8426	69.08%
<b>2015</b>	6032	7197	83.81%
<b>2016</b>	5852	7218	81.08%
<b>2017</b>	5623	6831	82.32%
<b>2018</b>	3885	4970	78.17%
<b>2019</b>	3772	4735	79.66%
<b>2020</b>	5820	6470	89.95%
<b>2021</b>	4297	5193	82.75%
<b>2022</b>	4314	5196	83.03%

Source: GCC Fact Book, Volume 1-16; Banner, Argos

The percentage of students who successfully passed courses out of the total number of courses that were taken during the Fall semester of each year. The course completion rate included both credit and non-credit courses.

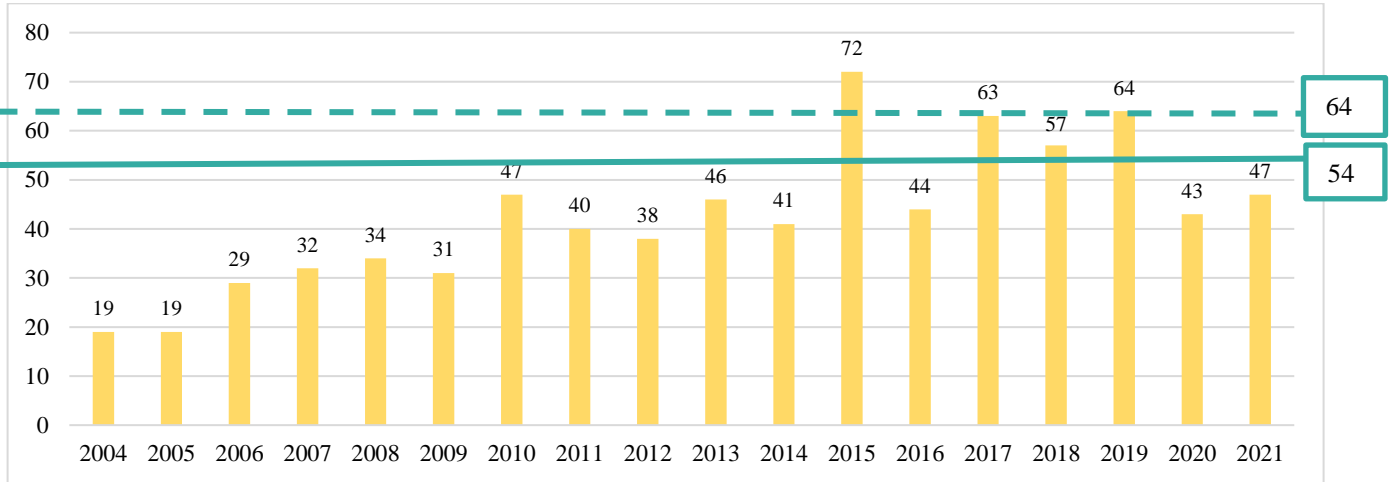
## Institution-Set Student Achievement (ISS) Benchmarks

### LEGEND:

Aspirational Goal -----  
 Benchmark (Floor) \_\_\_\_\_

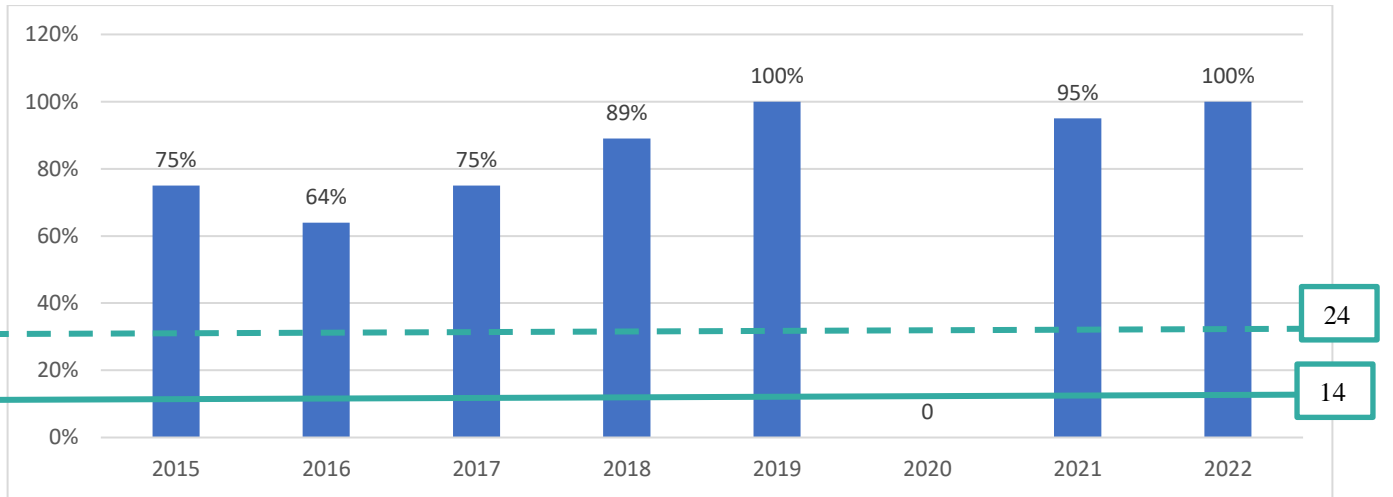
### Transfer Students from GCC to UOG (Fall Trends)

The chart below reflects the number of students who transferred from GCC to University of Guam (UOG), a four-year institution that has existing articulation agreements for General Education courses, non-General Education courses, and several degree programs in their entirety, with GCC.



\*Transfers have been updated to reflect corrected information from the University of Guam. SOURCE: UOG Factbook AY2020-21

### Licensure Pass Rate



Source: GCC Fact Book, Volume 1-16; Banner

\*The Certificate in Practical Nursing program was put on hold for Academic Year 17/18 and no students were accepted into the program. Thereafter, the AS in Practical Nursing was approved through the subchange process and was first offered in the Fall 2019 semester. This number reflects 3 of 3 students who took and passed the Certified Nurse Assistant (CNA) exams and are now licensed CNAs.

\*\* Due to the Coronavirus (COVID-19) Pandemic, there were no licensure examinations in 2020.

The licensure pass rate is the percentage of students who passed a licensure exam. The licensure pass rate for graduates only includes programs for which students must pass an exam in order to work in their field of study.

## END NOTES

---

- <sup>1</sup> Tuition & Fees reflect increases, as outlined in Board of Trustees Resolution 5-2006, adopted on March 9, 2006, and re-adopted on March 10, 2011. Contact the Registrar's Office for further information.
- <sup>2</sup> BS-CTE was adopted December of 2019.
- <sup>3</sup> Formerly AA in Liberal Arts (prior to March 2011) and AA in Interdisciplinary Arts & Studies (prior to February 2013).
- <sup>4</sup> Program changed to Automotive Service Technology – General Service Technician and Automotive Service Technology – Master Service Technician in Fall 2015
- <sup>5</sup> Prior to Fall 2015, the General Service Technician emphasis was under Automotive Service Technology
- <sup>6</sup> Prior to Fall 2015, the Master Service Technician emphasis was under Automotive Service Technology.
- <sup>7</sup> Program replaced with AS in Automotive Service Technology in Fall 2006.
- <sup>8</sup> Program reinstated in November 2011.
- <sup>9</sup> Program changed to AS in Computer Networking in Summer of 2005. One student remained continuously enrolled and received an AS in Electronics Networking.
- <sup>10</sup> Program was adopted in April of 2007 and began in Fall of 2007.
- <sup>11</sup> From Fall 2003 through Spring 2010, the Food & Beverage Management emphasis was under the AS in Hospitality Industry Management program.
- <sup>12</sup> Program formerly Restaurant and Foodservice Management was changed to Foodservice Management in Fall of 2019.
- <sup>13</sup> Program changed to AS in Hotel Operations, AS in Food & Beverage Management, and AS in Tourism and Travel Management in Fall of 2010.
- <sup>14</sup> From Fall 2003 through Spring 2010, the Hotel Operations & Management emphasis was under the AS in Hospitality Industry Management program.
- <sup>15</sup> Program adopted in June of 2014.
- <sup>16</sup> Program was approved March 2018 and implemented Fall 2018.
- <sup>17</sup> Program adopted in December 2018 and implemented Fall 2019
- <sup>18</sup> Program was reinstated in April of 2010 as AS in Pre-Architectural Drafting (previously titled: Architectural Engineering Technology in the 2002-2003 catalog.
- <sup>19</sup> Program adopted in April of 2009.
- <sup>20</sup> From Fall 2003 through Spring 2010, the Tourism & Travel Management emphasis was under the AS in Hospitality Industry Management program.
- <sup>21</sup> Program archived in May of 2006.
- <sup>22</sup> Program replaced with CERT in Automotive Service Technology in Fall of 2006.
- <sup>23</sup> Program reinstated in May of 2010.
- <sup>24</sup> Program archived in August of 2014.
- <sup>25</sup> Program adopted in April of 2007 and began in Fall of 2007.
- <sup>26</sup> Program reinstated in February of 2013.
- <sup>27</sup> Program approved May 2018 and implemented Fall 2018.
- <sup>28</sup> Program adopted in July of 2009.
- <sup>29</sup> Program archived in September of 2008.
- <sup>30</sup> Program reinstated in April of 2009 and previous program title was a Certificate in Basic Surveying.
- <sup>31</sup> Program archived in April of 2009.
- <sup>32</sup> Program approved in Fall 2017.
- <sup>33</sup> Program count includes GED®.
- <sup>34</sup> Formerly AA in Liberal Arts (prior to March 2011) and AA in Interdisciplinary Arts & Studies (prior to February 2013)
- <sup>35</sup> Program was replaced with AS in Automotive Service Technology in Fall 2006.
- <sup>36</sup> Prior to Fall 2015, this program was a concentration in Automotive Service Technology.
- <sup>37</sup> Prior to Fall 2015, this program was a concentration in Automotive Service Technology.
- <sup>38</sup> Program was replaced with AS in Automotive Service Technology in Fall 2006.
- <sup>39</sup> Program was reinstated in November 2011.
- <sup>40</sup> Formerly AS in Computer Networking (prior to Summer 2005).
- <sup>41</sup> Program existed up to Summer 2005.
- <sup>42</sup> Program adopted in April 2007 and began in Fall of 2007.
- <sup>43</sup> Program was under AS in Hospitality Industry Management from Fall 2003 to Spring 2010. Changed to Foodservice Management in May 2021.
- <sup>44</sup> Program instituted in May 2021.
- <sup>45</sup> Program revised to AS in Hotel Operations, AS in Food & Beverage Management, then AS in Tourism & Travel Management in Fall 2010.
- <sup>46</sup> Program adopted in June 2014.
- <sup>47</sup> Program was instituted in Fall 2018. Changed from Hotel Operations & Management.
- <sup>48</sup> Program reinstated in April 2010. Program previously titled Architectural Engineering Technology in 2003.
- <sup>49</sup> Program adopted in April 2009.
- <sup>50</sup> Program was under AS in Hospitality Industry Management from Fall 2003 to Spring 2010.
- <sup>51</sup> Program reinstated in May 2010 and last appeared in the 1999-2000 catalog.
- <sup>52</sup> Program archived in August of 2014.
- <sup>53</sup> Program adopted in April 2007 and began in Fall 2007.
- <sup>54</sup> Program adopted in July 2009.
- <sup>55</sup> Program was instituted in Fall 2018.
- <sup>56</sup> Program archived in March 2014.
- <sup>57</sup> Program count includes GED® and HS Equivalency Test completers. Note: Cost of GED® test increased from \$90 to \$125 in January 2014.
- <sup>58</sup> Program adopted in Fall 2017.



# Factbook

Academic Year 2022/23 | Volume 17

## Accreditation

Accredited by the Accrediting Commission for Community and Junior Colleges (ACCJC), Western Association of Schools and Colleges (WASC)

## Degrees Offered

Bachelor of Science  
Associate of Science  
Associate of Arts  
Certificate  
Diploma

GUAM COMMUNITY COLLEGE

@guamcc   

1 Sesame Street, Mangilao, Guam | (671)735-5531 | [gcc.info@guamcc.edu](mailto:gcc.info@guamcc.edu)