

Guam
Community
College

FACTBOOK

Vol. 18



2023 - 2024



Terms & Acronyms

Adjunct	Part-time faculty
Argos	The College’s institution-wide information reporting system within the Banner system
Academic Year	Academic Year (Fall and Spring semesters)
Accuplacer	A computer-adaptive college placement program that uses test results to quickly evaluate incoming students’ skill levels in the areas of reading, writing skills, writing essay, and math.
Completer	A student who receives a degree, diploma, certificate, or other formal credential. In order to be considered a completer, the degree/award must actually be conferred to the student.
Declared	A student pursuing a specific postsecondary certificate or degree.
Enrichment Student	A student who does not intend to declare a major or pursue a degree program, but who plans to complete more than 18 credit hours of post-secondary work.
Journeyworker Certificate	A credential approved and registered with the Bureau of Apprenticeship & Training United States Department of Labor and awarded to students who complete specialties in various trade programs (e.g. construction, automotive, etc.).
Not Reported	Information was not indicated on the Student Information Form.
Other Programs	For purposes of this publication, other programs include undeclared students, enrichment students and students seeking a Journeyworker Certificate, an Adult High School diploma, or industry certification.
Undeclared	A student taking courses who has not formally identified a particular degree, certificate or diploma program.
Unduplicated Enrollment	Refers to students enrolled for credit with each student counted only once during the reporting period (e.g. semester, etc.), regardless of when the student enrolled.

The data presented in this Fact Book was gathered from numerous administrative departments and the College’s data information access software, known as Evisions Argos within the Banner System. The GCC Fact Book is an attempt to present a comprehensive profile of the entire College. Given the purpose of this publication, the Guam Community College Fact Book represents the best information available at this time.

Table of Contents

Terms & Acronyms.....	i	Student Financial Aid Trends (Fall).....	14
Community College Profile.....	1	Unduplicated Enrollment by Age of Financial Aid	
GCC’s Mandate.....	1	Recipients (Fall).....	14
Mission.....	1	Unduplicated Enrollment by Gender of Financial	
Vision.....	1	Aid Recipients (Fall).....	14
Accreditation.....	1	Unduplicated Enrollment by Ethnicity of Financial	
Core Values.....	1	Aid Recipients (Fall).....	15
Faculty.....	2	Persistence Rates.....	16
Programs of Study.....	4	Successful Course Completion Rates.....	17
Bachelor of Science.....	4	Placement of Incoming Students (Math & English)..	17
Associate.....	4	Dual Credit Articulated Programs of Study.....	18
Certificate.....	4	Dual Enrollment Accelerated Learning.....	18
Apprenticeship.....	4	Transfer Students from GCC to UOG.....	18
Programs in Guam Department of Education High		Completers: Degree (Conferral).....	19
Schools.....	4	Completers: Certificate and Other Programs	
Continuing Education and Lifelong Learning.....	4	(Conferral).....	20
Adult Basic Education.....	4	Secondary CTE Programs.....	21
High School Equivalency.....	4	Total Population in GCC Programs (SY 2023-2024)	
Adult High School.....	4	21
Other Campus Information.....	5	Overall Completion.....	21
Center for Student Involvement.....	5	Certificate of Mastery.....	22
Educational Resources.....	5	Certificate of Completion.....	22
Federal Student Aid.....	5	Continuing Education & Workforce Development...23	
Health Services.....	5	Overall Enrollment.....	23
Reach for College.....	5	Apprenticeship 2018-2023.....	24
State Agency for Career & Technical and Adult		Public Sector Apprentices (October-December) ..	24
Education Program on Guam.....	5	Private Sector Apprentices (October-December	
Student Services.....	5	2023).....	24
Other Services.....	5	Adult Education.....	25
Veterans Educational Benefits.....	5	Enrollment.....	25
Tuition and Fees.....	5	Measurable Skills Gains.....	25
Scholarships.....	5	Completers: Diploma/GED.....	26
Governance.....	6	Population by Age.....	26
Board of Trustees.....	6	Population by Ethnicity.....	26
Foundation Board of Governors.....	6	Employees.....	27
Officers of the College.....	6	Faculty.....	27
Council on Postsecondary Student Affairs (COPSA)		Total Impact.....	28
.....	6	Institution-Set Student Achievement (ISS)	
Faculty Senate.....	6	Benchmarks.....	29
Staff Senate.....	6	150% Graduation Rate.....	29
Campus Map.....	7	Job Placement Rate.....	30
Postsecondary Unduplicated Enrollment Trends (Fall		Degree Completion – Postsecondary (Bachelor)..	31
& Spring).....	8	Degree Completion – Postsecondary (Associates)31	
Unduplicated Enrollment by Time Status.....	8	Certificate Completion – Postsecondary.....	32
Unduplicated Enrollment by Age (Fall).....	9	Student Course Completion Benchmark.....	32
Unduplicated Enrollment by Gender (Fall).....	9	Transfer Students from GCC to UOG (Fall Trends)	
Postsecondary Unduplicated Enrollment by Primary		33
Program (Fall).....	10	Licensure Pass Rate.....	33
Guam High School Students Enrolled at GCC (Fall)12		End Notes.....	34
Population by Ethnicity.....	13		
Veterans Enrollment (Fall).....	14		

Community College Profile

GCC's Mandate

Guam Community College (GCC) is a multi-faceted public career and technical educational institution, created by the Community College Act of 1977 (as amended by P.L. 31-99 in 2011) to strengthen and consolidate Career and Technical Education (CTE) on Guam. The College operates secondary and postsecondary CTE programs, adult and continuing education, community education, and short-term specialized training, as dictated by community and industry needs. These programs are delivered both on and off-campus, in satellite programs at Guam's public high schools and on site at businesses as needed. The College also serves as the State Agency for Career and Technical Education under the United States Vocational Education Act of 1946, 1963, and subsequent amendments. The College offers over 50 fields of study and prepares students for entry-level employment in career and technical fields or transfer to four-year institutions of higher education. The College offers a variety of community service and special programs to prepare students for college experiences including English as a Second Language (ESL), Adult Basic Education (ABE), General Education Development (GED) Testing Program preparation and testing, and an Adult High School Diploma program.

Guam Community College is accredited by the Accrediting Commission for Community and Junior Colleges (ACCJC), Western Association of Schools and Colleges (WASC). GCC is also a member of the Pacific Postsecondary Education Council (PPEC), which is a consortium of presidents and chancellors of higher education institutions in the U.S. and U.S. affiliated Pacific Islands.

Mission

Guam Community College is a leader in career and technical workforce development, providing the highest quality, student-centered education and job training for Micronesia.

Vision

Guam Community College will be the premier educational institution for providing globally recognized educational and workforce development programs.

Accreditation

Since 1979, the Guam Community College has continuously been accredited by the Accrediting Commission for Community and Junior Colleges (ACCJC), Western Association of Schools and Colleges (WASC). On June 13, 2018, the College received notice from ACCJC of its action to reaffirm accreditation until Spring 2025. GCC's application for the reaffirmation of its accreditation status by ACCJC was approved for a full seven years - the maximum period allowable.

At the program level, the Culinary Arts program is also accredited by the American Culinary Federation (ACF).

Core Values

- **Diversity**
 - We value an engaged, inclusive culture that embraces diverse points of view and collaboration to accomplish the College's common goals.
- **Accountability**
 - We value a culture of institutional and individual responsibility, transparency, and continuous assessment and improvement.
- **Service**
 - We support and recognize service at all levels of the College. We strive to contribute to the benefit of the College, students, community, and our neighboring islands within Micronesia.
- **Learning-Centered**
 - We foster intellectual flexibility, knowledge, and skills by integrating teaching, assessment, and learning to promote continuous improvement of our programs and services to support our scholarly community.

- **Integrity**
 - We hold high standards of character and integrity as the foundation upon which the College is created.
- **Student-Focused**
 - We are committed to education, inquiry and service in order to meet our students' ever growing and changing needs. We promote lifelong learning, civic and social responsibility, leadership, and career growth.

Faculty

College faculty are well-qualified by their education, experience, and industry certifications to instruct courses that prepare students for careers in the workforce. Credentials of each faculty member are found in the Governing Board and Administration section of the 2023-2024 student catalog published in both print and online format.

Facilities

The Guam Community College continues to modernize and expand its facilities through six (6) Capital Improvement Projects (CIP) all of which are at different stages of construction and completion. These enhancements to GCC's facilities are aimed at ensuring a conducive learning and working environment for all stakeholders and to meet the demands and needs of our community. Below are the list of CIP projects and brief description of each:

- 1) The Administration Building (2000) Back Up Generator Project is 89% complete as of February 2024. The new generator system is slated to be completed by April 2024. This generator system will provide backup power during unforeseen and schedule power outages to ensure continued operation and functionality of GCC's Administrative and Business Offices.
- 2) The Culinary Arts and Baking Center Renovation Project was awarded and the construction phase has begun since October 2023. The project is about 16% complete as February 2024. The project will enhance GCC's Culinary Arts program by providing a state-of-the-art facility focused on stringent industry standards and student-centered learning. The new facility will convert the building to a full blown modernized culinary kitchen and baking center intended to fully prepare students for this demanding industry.
- 3) Building A and C's 100-Kilowatt Solar Project is 100% completed as of February 2024. The integration of this grid-tied PV system is funded by the Department of Interior Empowering Insular Communities grant. Once commissioned, GCC will be saving an average of 500 kilowatt hours (or over \$5,500.00) every month and will increase GCC's Renewable Energy Portfolio by 3%.
- 4) Building 2000's 100-Kilowatt Solar Project is still completing its design phase and similar to Building A and C's project will integrate a 100-kilowatt grid-tied PV system at the Administration Building. The savings will be similar to that of A and C's and once again will increase GCC's Renewable Energy Portfolio by an additional 3%.
- 5) The GCC DNA Forensic Laboratory is 100% complete and has received Conditional Occupancy. The facility will strengthen Guam's ability to conduct DNA testing on island and provide relevant educational programs in these professions.
- 6) The Institution's state of the art Multipurpose Auditorium (Building 300), which is poised to be LEED certified, is 100% completed as of November 2023. The new facility has been helping various agencies and organizations host several events, activities and has the ability to host congregations with a maximum of 500 individuals.
- 7) The new Building B, Student Success Center is approximately 62% complete as of February 2024. The modernized facility has doubled in size (from 3,000 square feet to 6,000 square feet) and will provide the necessary space to house various departments such as with Student Support Services, Student I.Ds, Counseling and Security. The new facility will provide the space necessary for academic support services on campus which is a highlight of the Student Success Center.
- 8) The Student Center Canopy is 100% complete as of August 2023. The project stemmed from the need for more outdoor recreational space that is sheltered from harsh weather and to promote social distancing and health. The new structure has served as a venue for students and stakeholders to study, work, and host events despite of inclement or harsh weather conditions. The structure also integrated a 25-kilowatt PV system and new lighting technology for use at night as well.
- 9) The Workforce Development Center Renovation Project completed its design phase and had its bid opening on December 2023. The existing structure will undergo major interior renovations in order to provide a

modern and enhanced facility for GCC's Ship Repair Programs. GCC anticipates this project to be completed by November 2024.

- 10) The GCC Wellness Center Project is under the application review phase. The College has been making progress working with its grantors to ensure all requirements are met. The 22,000 square foot building, once completed, will primarily be used to house and support GCC Health and Wellness related programs.



Programs of Study

Bachelor of Science

Career Technical Education

Associate

Culinary Arts

Education

Liberal Studies

Accounting

Automotive Service Technology-
General Service Technician

Automotive Service Technology-
Master Service Technician

Civil Engineering Technology

Computer Networking

Computer Science

Criminal Justice

Early Childhood Education

Emergency Management

Foodservice Management

Human Services

International Hotel Management

Marketing

Medical Assisting

Office Technology

Practical Nursing

Pre-Architectural Drafting

Supervision and Management

Surveying Technology

Tourism & Travel Management

Visual Communications

Certificate

Automotive Service Technology

Computer Aided Design &
Drafting

Computer Science

Construction Technology

Criminal Justice

Early Childhood Education

Education

Emergency Management

Environmental Technician

Family Services

Fire Science Technology

Medical Assisting

Medium/Heavy Truck Diesel
Technology

Office Technology

Sign Language Interpreting

Supervision and Management

Surveying Technology

Apprenticeship

Air-Conditioning and
Refrigeration Mechanic

Auto Body Repairer

Automobile Mechanic

Boiler Operator

Carpenter

Cement Mason

Chief of Partie

Child Care Development
Specialist

Computer Operator

Computer Programmer

Construction Equipment
Mechanic

Cook

Construction Craft Laborer

Crime Scene Technician

Diesel Mechanic

Drafter, Civil

Drafter, Structural

Electrical Technician

Electrician

Electrician Meter Repairer

Electrician, Ship

Electrician, Substation

Electronic Technician

Financial Management

Geospatial Specialist

Graphic Designer

Heating & Air Conditioning
Installer

Heavy Mobile Equipment
Mechanic

Information Management

Inspector Building

Instrument Technician

Insulation Worker

IT Generalist

Line Installer Repairer

Lineman

Machinist

Maintenance Building Repairer

Maintenance Mechanic

Marine Machinery Mechanic

Office Manager/ Administrative
Services

Operating Engineer (Heavy
Equipment Operator)

Pipefitter

Plumber

Power Plant Operator

Public Relations Representative

Pump Servicer

Relay Technician

Rigger

Sheet Metal Worker

Ship Fitter

Shipwright

Surveyor Assistant, Instrument

Telecommunication Technician

Treatment Plant Mechanic

Truck Driver, Heavy

Water Treatment Plant Operator

Wastewater Treatment Plant
Operator

Welder

Programs in Guam

Department of Education High Schools

Automotive: Collision Repair
and Refinishing Technology

Automotive Services Technology

Construction Trades: AutoCAD

Construction Trades: Carpentry

Construction Trades: HVAC

Culinary and Foodservice:

Prostart

Early Childhood Education

Electronics Technology

Health Careers and Sciences

Marketing

Telecommunications

Hospitality & Tourism:

Hospitality and Tourism

Management Program

Visual Communications

Continuing Education and Lifelong Learning

Adult Basic Education

High School

Equivalency

Adult High School

Other Campus Information

Center for Student Involvement

Leadership Development
Service Learning
Student Governance
Student Organizations

Educational Resources

Accommodative Services for Students with Disabilities
Learning Resources Center/Library Services

Federal Student Aid

Pell Grant
Federal Work Study Program
Supplemental Education Opportunity Grant

Health Services

Reach for College

Tuition and Fees¹

	Resident*	Non-Resident	International
Tuition/Credit Hour	\$130.00	\$155.00	\$180.00
The following fees are charged each semester (\$147.00)			
Registration Fee	\$22.00	\$22.00	\$22.00
Student I.D. Card	\$7.00	\$7.00	\$7.00
Student Health Fee	\$15.00	\$15.00	\$15.00
Library Fee	\$15.00	\$15.00	\$15.00
Technology Fee	\$73.00	\$73.00	\$73.00
Student Activity Fee	\$15.00	\$15.00	\$15.00

*Military/Dependents/Veterans Students

Scholarships

AANAPISI (Asian American and Native American Pacific Islander-Serving Institution) Scholarship/APIA Scholarship
Andrea R. Ilao Foundation Scholarship
Association of Government Accountants (AGA) Guam Chapter Scholarship
Chuuk State Government Scholarship
Cruikshank LGBTQ+ Scholarship
Dual Enrollment Accelerated Learning (DEAL) Scholarship
Federated States of Micronesia (FSM) DOE National Scholarship
Felix M. and Governor Carlos G. Camacho Foundation Scholarship
First Generation Trust Scholarship
GEDA Grant/GCC Allied Health Department Scholarship

State Agency for Career & Technical and Adult Education Program on Guam

Student Services

Career Guidance & Counseling
Career Information
English & Math Placement Test Advisement
Student Rights Advocacy
Tutoring
Pre-Enrollment Counseling
Personal/Social Counseling

Other Services

Bookstore
Food Service
Student I.D. Cards

Veterans Educational Benefits

Guam Society of America Scholarship
Hawaii Community Foundation – ABC Stores
Japanese Government Ministry of Education, Culture, Sports, Science, and Technology (MEXT) Scholarship
Korean Association of Guam Scholarships
Kurt S. Moylan Foundation Scholarship
Michael Lin Scholarship- Rotary Northern Guam Scholarship
"More Like Jimmy" Scholarship
Patricia Feore Single Parent Scholarship
Pohnpei State Scholarship
QPT3 Scholarship
Soroptimist International of the Marianas - Live Your Dream Award
YAP State Scholarship

Source: Financial Aid Office

Governance

Board of Trustees

Frank P. Arriola, Chairperson
Carlo Leon Guerrero, Vice Chairperson
Rose P. Grino, Secretary
Richard P. Sablan, Treasurer
Gina Y. Ramos, Member
Yolanda M. Padrones, Member
Kenly Magwili, Student Member
Simone Bollinger, Faculty Advisory Member
Kenneth C. Bautista, Support Staff Advisory Member
Mary A.Y. Okada, Ed.D., CEO/President

Foundation Board of Governors

Lorraine S. Okada, Chairperson
Gerard A. Cruz, Vice Chairperson
Josephine L. Mariano, Treasurer
James A. Martinez, Secretary
Eduardo R. Ilaog, Member
Annmarie Muna, Member
Eloy S. Lizama, Member
Carline B. Bukikosa, Member
Narlin C. Manalo, Member
Frank P. Arriola, Ex-Officio Member
Mary A.Y. Okada, Ed.D., CEO/President

Officers of the College

Mary A.Y. Okada, Ed.D., President
Virginia C. Tudela, Ph.D., Vice President for Academic Affairs
Pilar A.P. Williams, Dean, School of Trades & Professional Services
Michael L. Chan, Ed.D., Dean, School of Technology & Student Services
Dorothy-Lou M. Duenas, Associate Dean, School of Trades & Professional Services
Christine B. Sison, Ph.D., Associate Dean, School of Trades & Professional Services
Mariesha Jean P. Cruz-San Nicolas, Associate Dean, School of Trades & Professional Services
Gerald A.B. Cruz, Associate Dean, School of Technology & Student Services

Council on Postsecondary Student Affairs (COPSA)

Jennette Yara, President
Daniel Iriarte, Vice President
Katrina Lupera, Secretary
Katarina Hernandez, Treasurer
Benjamin Hernandez Jr., Parliamentarian
Kaitlin Bautista, Social Media & Public Relations Officer

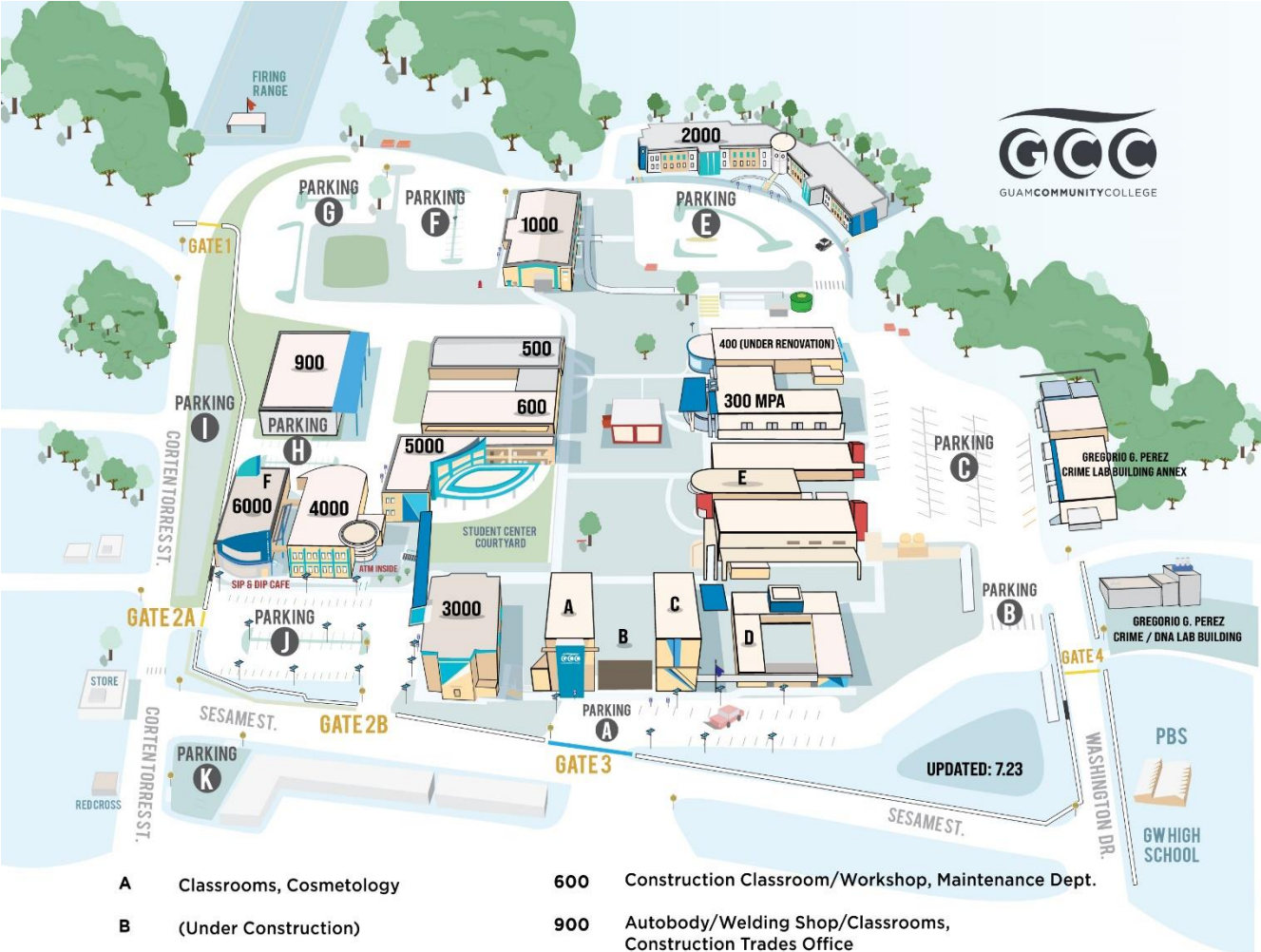
Faculty Senate

Carl Torres II, President
Carol Cruz, Senator
Deborah Ellen, Ed.D., Senator
Gil Yanger, Senator
Jose Munoz, Senator
Kennylyn Miranda, Senator
Ricky Tyquiengco, Senator
Simone Bollinger, Senator
Troy Lizama, Senator
Yvonne Tam, Senator

Staff Senate

Kenneth Bautista, President
Esther Castro, Vice President
Megann Rojas, Secretary/Treasurer
Kimberly Bautista, Member-At-Large
Marilyn Concepcion, Member-At-Large
Tamara Hiura, Member-At-Large
Tasi Marina San Nicolas, Member-At-Large
Jermaine Quichocho, Member-At-Large
David Kim, Member-At-Large

Campus Map



- A** Classrooms, Cosmetology
- B** (Under Construction)
- C** (Temporary) Student Support Services, Classrooms
- D** Classrooms, Management Information Systems (MIS), Faculty Office
- E** Classrooms, Study Hall, Workout Room, Criminal Justice Offices, Developmental Education, Education/English Offices, Autocad Labs, Mansana Center
- F** Foundation Building (6000): Classrooms, Bookstore, Café, Adult Education Office, Veterans Study Room
- 300** Multipurpose Auditorium (MPA)
- 400** Under Renovation
- 500** Automotive Classroom/Shop, Automotive Technology Office
- 600** Construction Classroom/Workshop, Maintenance Dept.
- 900** Autobody/Welding Shop/Classrooms, Construction Trades Office
- 1000** Technology Center: Classrooms, Study Hall, Mac Lab, Electronics Lab, Offices, VisCom Studio, Test Center
- 2000** Student Services & Administration: Admissions & Registration, Financial Aid, Cashier, Counseling, Accommodative Services, Continuing Education, Business Office, Administrative Offices
- 3000** Anthony A. Leon Guerrero Allied Health Center: Classrooms, Lecture Halls, Offices.
- 4000** Learning Resource Center (LRC): Computer Lab, ATM
- 5000** Student Center: Student Lounge, Computer Lab, Training Room, Health Services (Nurse) Center, Center for Student Involvement, Reach for College, Academic Advisement & Career Placement
- Gregorio G. Perez Crime Lab Annex** Science Classrooms

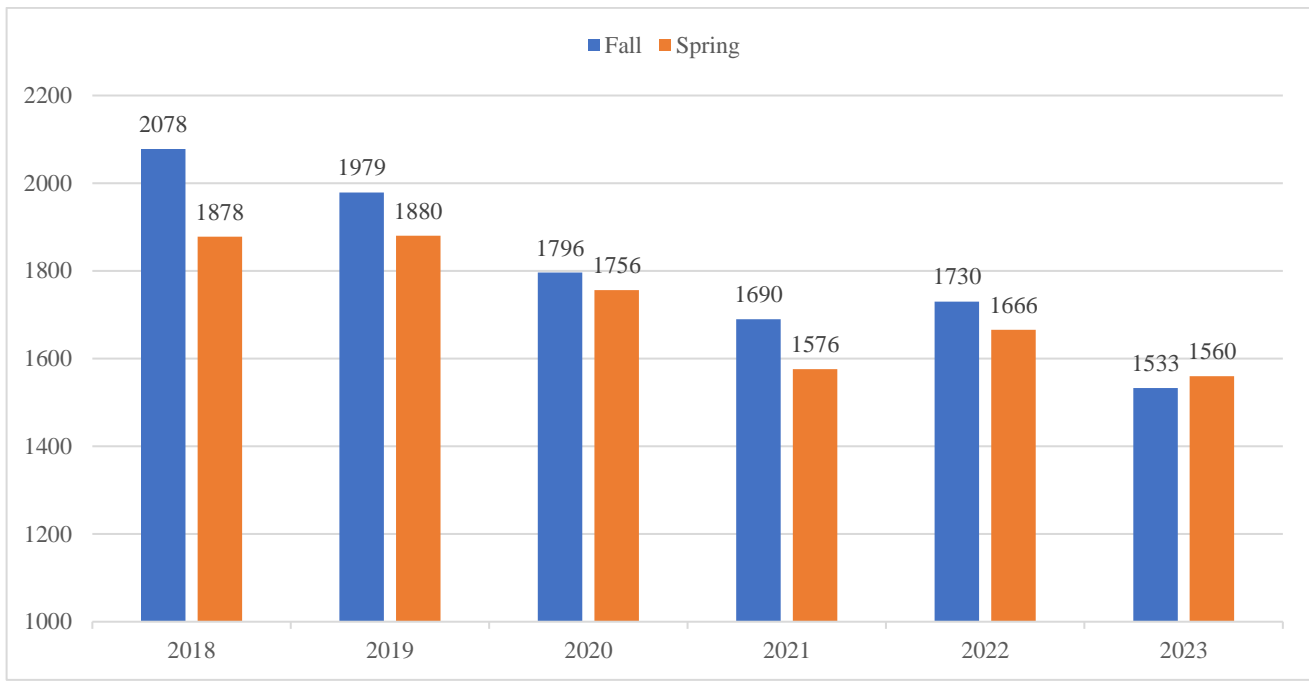
**1 SESAME STREET,
MANGILAO, GUAM**



DOWNLOAD MAP:
guamcc.edu/campusmap

CONTACT US:
guamcc.edu/contactus

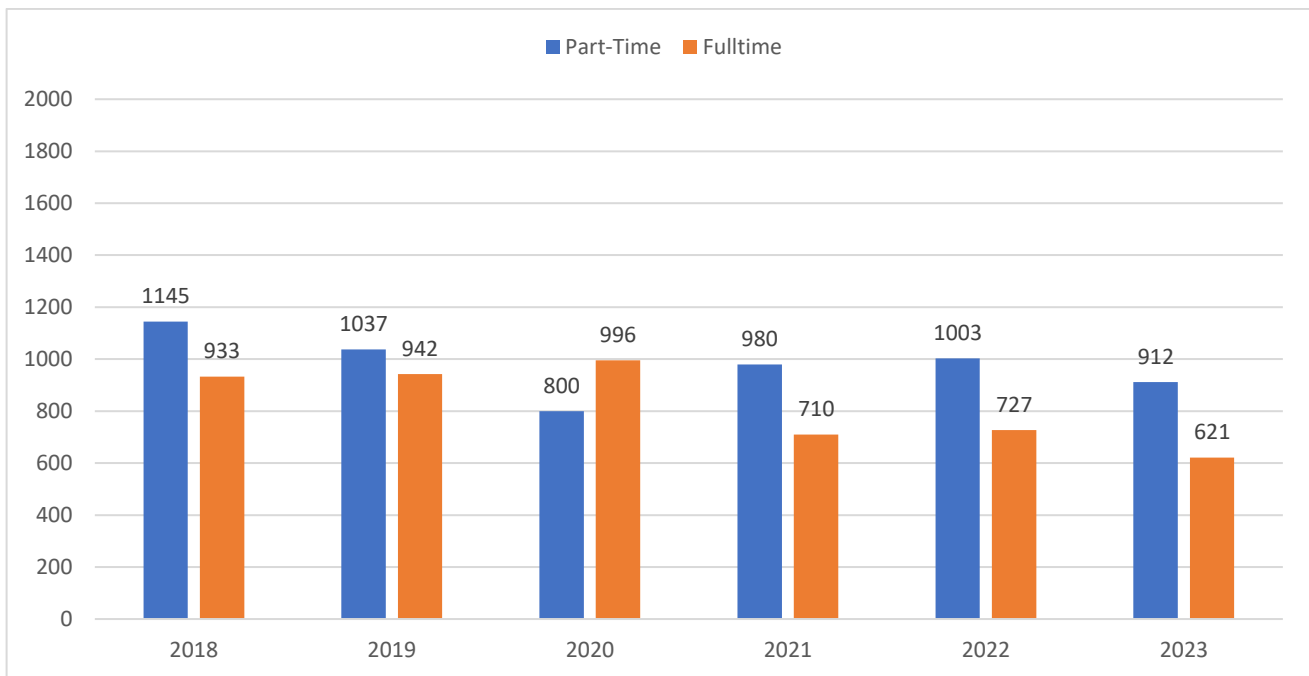
Postsecondary Unduplicated Enrollment Trends (Fall & Spring)



	2018	2019	2020	2021	2022	2023
Fall	2078	1979	1796	1690	1730	1533
Spring	1878	1880	1756	1576	1666	1560

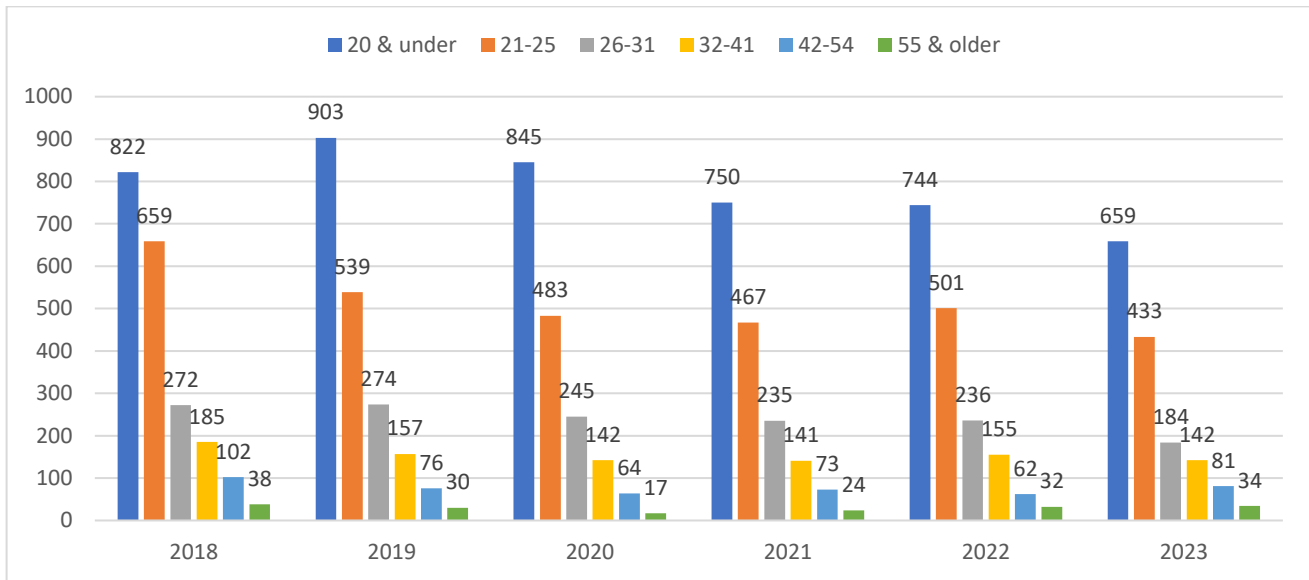
Source: GCC Fact Book, Volume 1-17; Argos

Unduplicated Enrollment by Time Status



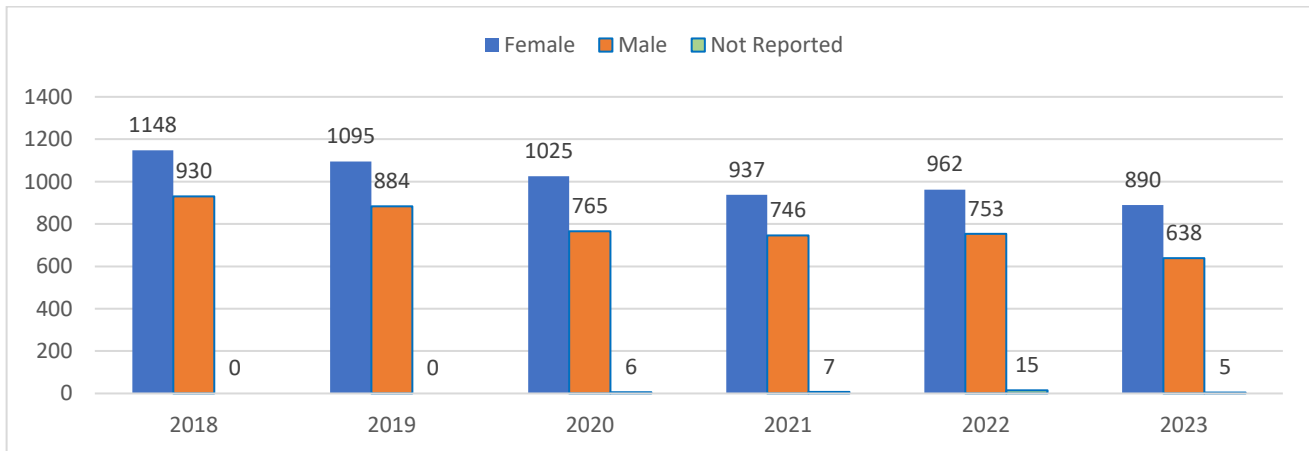
	2018	2019	2020	2021	2022	2023
Part-Time	1145	1037	800	980	1003	912
Full-Time	933	942	996	710	727	621
Total	2078	1979	1796	1690	1730	1533

Unduplicated Enrollment by Age (Fall)



Year	20 & under	21-25	26-31	32-41	42-54	55 & older	Total
2018	822	659	272	185	102	38	2078
2019	903	539	274	157	76	30	1979
2020	845	483	245	142	64	17	1796
2021	750	467	235	141	73	24	1690
2022	744	501	236	155	62	32	1730
2023	659	433	184	142	81	34	1533

Unduplicated Enrollment by Gender (Fall)



Year	Female	Male	Not Reported	Total
2018	1148	930	0	2078
2019	1095	884	0	1979
2020	1025	765	6	1796
2021	937	746	7	1690
2022	962	753	15	1730
2023	890	638	5	1533

Source: GCC Fact Book, Volume 1-17; Argos

Postsecondary Unduplicated Enrollment by Primary Program (Fall)

Bachelor of Science						
	2018	2019	2020	2021	2022	2023
Career and Technical Education ²	—	—	22	10	9	7
Subtotal	—	—	22	10	9	7

Associate of Arts						
	2018	2019	2020	2021	2022	2023
Culinary Arts	88	61	83	83	81	91
Education	101	88	70	75	77	62
Liberal Studies ³	142	105	61	66	84	79
Subtotal	331	254	214	224	242	232

Associate of Science						
	2018	2019	2020	2021	2022	2023
Accounting	90	59	65	71	56	51
AST – General Service Technician ⁴	61	49	33	28	34	21
AST – Master Service Technician ⁵	8	22	23	19	21	15
Civil Engineering Technology ⁶	17	6	18	9	20	20
Computer Networking	66	67	62	59	51	43
Computer Science	62	62	84	116	140	121
Criminal Justice	147	137	110	111	130	93
Early Childhood Education	124	74	68	51	48	48
Emergency Management ⁷	1	0	1	4	3	10
Food & Beverage Management ⁸	—	—	1	0	0	0
Foodservice Management ⁹	10	10	9	1	3	1
Hospitality Industry Management ¹⁰	8	—	—	—	—	—
Hotel Operations & Management ¹¹	10	—	—	—	3	1
Human Services ¹²	38	41	43	46	58	41
International Hotel Management ¹³	—	16	13	14	9	10
Marketing	74	68	55	62	50	43
Medical Assisting	158	8	14	54	75	66
Office Technology	13	16	16	15	18	13
Practical Nursing ¹⁴	—	59	122	120	130	115
Pre-Architectural Drafting ¹⁵	13	11	9	15	13	11
Supervision & Management	46	43	40	34	38	30
Surveying Technology ¹⁶	1	2	0	1	1	2
Tourism & Travel Management ¹⁷	85	108	88	56	35	36
Visual Communication	68	84	78	70	64	49
Subtotal	1100	942	952	956	1000	840

Certificate						
	2018	2019	2020	2021	2022	2023
Automotive Service Technology (AST)	11	8	12	13	7	2
Computer Aided Design & Drafting ¹⁸	6	3	2	1	2	1
Computer Networking	—	—	—	—	1	0
Computer Science	2	12	8	2	2	3
Construction Technology	41	46	29	39	32	43
Criminal Justice	23	46	42	27	7	19
Early Childhood Education	3	33	27	15	4	2
Education	3	10	16	4	5	3
Emergency Management ¹⁹	4	1	1	0	0	2
Environmental Technician	3	2	1	3	1	0
Family Services	5	6	7	7	6	2
Fire Science	0	0	0	0	0	0
Medical Assisting	8	115	90	29	11	8
Medium/Heavy Truck Diesel Tech ²⁰	0	0	1	0	0	0
Office Technology	2	9	4	7	3	2
Pre-Nursing ²¹	1	—	—	—	—	—
Sign Language Interpreting ²²	2	19	9	6	7	3
Supervision & Management	0	6	5	1	0	1
Surveying Technology ²³	0	2	1	1	2	1
Subtotal	114	318	255	155	90	92

Other						
	2018	2019	2020	2021	2022	2023
Industry Certification Cosmetology ²⁴	18	14	18	19	37	28
Certified Nursing Assistant (CNA)	1	13	3	1	0	0
Adult High School Diploma ²⁵	122	121	93	85	100	84
Enrichment	0	0	2	4	17	28
Journeyworker Certificate	109	136	120	121	113	127
Undeclared	283	181	117	115	122	95
Subtotal	533	465	353	345	389	362
GRAND TOTAL	2078	1979	1796	1690	1730	1533

Source: GCC Fact Book, Volume 1-17; Banner

Guam High School Students Enrolled at GCC (Fall)

New Student & Resident*

	2018	2019	2020	2021	2022	2023
Academy of Our Lady of Guam	14	9	11	10	8	10
Asmuyao Community School	4	4	2	4	2	3
Evangelical Christian Academy	3	2	1	0	2	1
Father Duenas Memorial School	13	9	14	13	16	11
GCC Adult High School (AHS/GED)	3	3	10	14	11	12
Guam Community College (VocTech)	—	—	—	—	0	4
George Washington High School	172	118	94	60	87	111
Guahan Academy Charter School	2	4	3	1	1	3
Guam Adventist Academy	2	0	2	0	3	4
Guam Christian Academy	0	1	0	0	0	0
Guam High School (DDESS-DODEA)	17	11	8	6	12	9
Guam Home School Association HS	0	1	0	0	1	0
Guam International Christian Academy	0	0	0	0	0	0
Harvest Christian Academy	4	1	3	1	5	6
Inarajan High School	0	2	1	0	0	0
J.P. Torres Success Academy	—	—	4	2	3	3
John F Kennedy High School	196	148	115	85	94	115
Notre Dame High School	21	20	15	0	28	28
Oceanview High School	0	1	0	0	1	1
Okkodo High School	152	175	122	81	122	138
Pacific Christian Academy	0	1	0	0	0	0
Saint John's School	0	2	0	1	0	2
Saint Paul High School	21	12	15	12	12	10
Saint Thomas Aquinas	1	0	0	0	0	0
Simon Sanchez High School	177	178	94	63	115	136
Southern High School	66	69	48	29	57	56
Temple Christian School	2	2	1	0	1	2
Tiyan High School	66	82	70	33	54	62
Trinity Christian School	1	1	0	0	0	0
TOTAL	937	856	633	415	635	727

*Includes Military Dependents and Personnel.

NOTE: Last high school attended as reported by student.

Source: GCC Fact Book, Volume 1-17; Banner

Population by Ethnicity

	2018	2019	2020	2021	2022	2023
American Indian or Alaskan Native	5	9	5	4	2	3
Asian or Pacific Islander-Asian Indian	1	0	1	1	1	0
Asian or Pacific Islander (API)	1	4	4	4	5	0
Asian ²⁶	—	—	—	—	—	37
API - Chamorro	900	858	756	715	765	610
API - Chinese	16	14	13	9	8	7
API - Chuukese	98	120	84	71	81	72
API - Filipino	802	783	754	695	656	563
API - Japanese	7	6	8	17	16	11
API - Korean	19	13	16	15	18	17
API - Kosraean	5	5	2	1	2	2
API - Marshallese	3	2	1	1	6	7
API - Micronesian	0	0	0	0	1	0
API - Palauan	33	31	28	31	42	32
API - Pohnpeian	41	31	21	23	25	22
API - Samoan	0	0	0	0	0	0
API -Thai	0	1	0	0	1	0
API - Vietnamese	1	3	1	2	2	0
API - Yapese	30	29	20	17	18	22
Black	22	17	12	11	13	9
Hispanic	7	9	6	12	11	4
Native Hawaiian or Pacific Islander ²⁷	—	—	—	—	—	46
White	43	32	37	28	27	26
Other	3	11	6	13	16	11
Two or More Races ²⁸	—	—	—	—	—	17
Not Reported	41	1	21	20	14	15
Grand Total	2078	1979	1796	1690	1730	1533

Source: GCC Fact Book, Volume 1-17; Banner

Veterans Enrollment (Fall)

Year	Montgomery GI Bill (30)	Veterans Vocational Rehabilitation Program (31)	Post-9/11 GI Bill (33)	Survivors' and Dependents' Educational Assistance (35)	Montgomery GI Bill (1606)	Total
2018	1	13	158	28	2	202
2019	0	10	147	26	3	186
2020	1	4	101	22	2	130
2021	1	6	84	25	1	117
2022	2	8	84	22	2	118
2023	2	19	71	20	2	114

Student Financial Aid Trends (Fall)

Unduplicated Enrollment by Age of Financial Aid Recipients (Fall)

Year	20 & under	21-25	26-31	32-41	42-54	55 & older	Not Reported	Total
2018	540	338	136	95	31	3	0	1143
2019	589	292	122	66	25	3	0	1097
2020	530	246	118	57	22	2	0	975
2021	434	229	99	63	26	4	0	855
2022	415	238	97	64	11	5	0	830
2023	371	219	59	41	16	3	0	709

Unduplicated Enrollment by Gender of Financial Aid Recipients (Fall)

Year	Female	Male	Not Reported	Total
2018	703	439	1	1143
2019	704	393	0	1097
2020	620	354	1	975
2021	524	330	1	855
2022	536	294	0	830
2023	462	245	2	709

Source: GCC Fact Book, Volume 1-17; Argos

Unduplicated Enrollment by Ethnicity of Financial Aid Recipients (Fall)

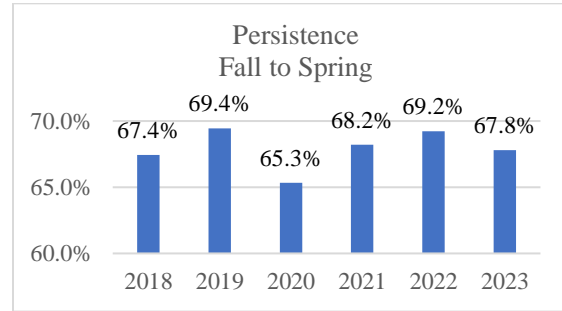
	2018	2019	2020	2021	2022	2023
American Indian or Alaskan Native	2	1	2	1	1	1
Asian ²⁶	0	0	3	0	0	21
Asian or Pacific Islander-Asian Indian	1	0	1	1	1	0
API – Carolinian	0	0	0	1	1	0
API - Chamorro	442	402	352	314	320	221
API - Chinese	4	7	6	5	0	1
API - Chuukese	76	87	60	46	57	40
API - Filipino	492	487	469	406	351	313
API - Japanese	2	1	1	7	7	9
API - Korean	5	7	7	6	5	7
API - Kosraean	3	4	1	0	0	2
API - Marshallese	2	1	0	1	3	5
API - Palauan	20	15	11	18	25	12
API - Pohnpeian	36	28	13	13	20	14
API - Vietnamese	1	2	1	1	0	0
API - Yapese	26	27	17	14	14	14
Black	10	5	3	4	9	6
Hispanic	2	2	3	3	4	2
Native Hawaiian or Pacific Islander ²⁷	0	0	0	0	0	19
White	8	11	11	8	7	8
Other	3	4	4	1	1	5
Two or More Races ²⁸	2	5	4	1	1	3
Not Reported	6	1	6	4	3	6
Grand Total	1143	1097	975	855	830	709

Source: Argos, Banner

Persistence Rates

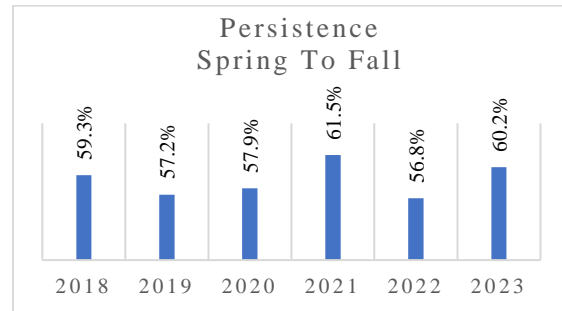
Fall to Spring

Current Spring	Previous Fall Enrollment	Persistence Total	Rate %
2018	2218	1496	67.4%
2019	2078	1443	69.4%
2020	1979	1293	65.3%
2021	1796	1225	68.2%
2022	1690	1170	69.2%
2023	1730	1173	67.8%



Spring to Fall

Current Fall	Previous Spring Enrollment	Persistence Total	Rate %
2018	1925	1142	59.3%
2019	1880	1075	57.2%
2020	1756	1016	57.9%
2021	1575	969	61.5%
2022	1666	946	56.8%
2023	1560	939	60.2%



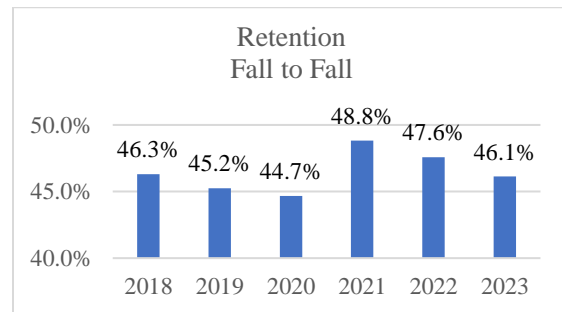
Source: GCC Fact Book, Volume 1-17; Banner

Fall to Spring persistence rate is the percentage of GCC students who were enrolled in the Fall semester and continued to be enrolled in the next Spring semester. Spring to Fall persistence rate is the percentage of GCC students who were enrolled in the Spring semester and continued to be enrolled in the next Fall semester. Graduates are not accounted for in these calculations.

Retention Rates

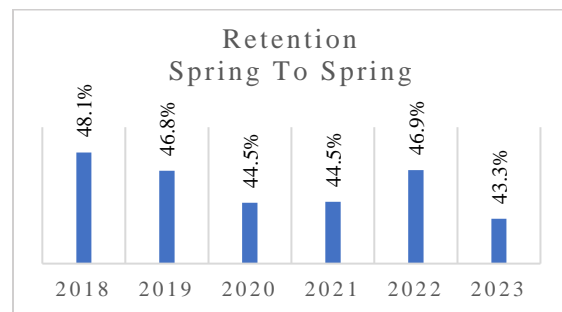
Fall to Fall

Current Fall	Previous Fall Enrollment	Retention Total	Rate %
2018	2218	1027	46.3%
2019	2078	940	45.2%
2020	1979	884	44.7%
2021	1796	877	48.8%
2022	1690	804	47.6%
2023	1730	798	46.1%



Spring to Spring

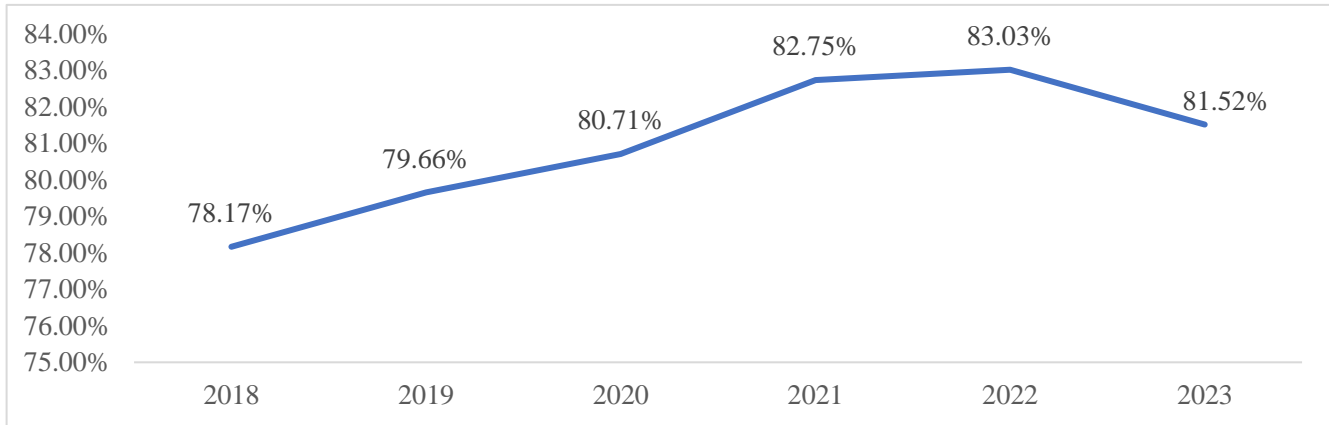
Current Spring	Previous Spring Enrollment	Retention Total	Rate %
2018	2125	1023	48.1%
2019	1925	901	46.8%
2020	1880	836	44.5%
2021	1756	782	44.5%
2022	1575	738	46.9%
2023	1666	721	43.3%



Source: GCC Fact Book, Volume 1-17; Banner

Fall to Fall retention rate is the percentage of GCC students who were enrolled in the Fall semester and were also enrolled in the next Fall semester. Spring to Spring retention rate is the percentage of GCC students who were enrolled in the Spring Semester and were also enrolled in the next Spring semester.

Successful Course Completion Rates



Year	Total Registrations	Total Successful Outcomes	Successful Course Completion Percentages
2018	4970	3885	78.17%
2019	4735	3772	79.66%
2020	5916	4775	80.71%
2021	5193	4297	82.75%
2022	5196	4314	83.03%
2023	5124	4177	81.52%

Source: GCC Fact Book, Volume 1-17; Banner; Argos

Placement of Incoming Students (Math & English)

MATH

Year	Developmental Math	College Math	Total
2018	662	250	912
2019	28	443	471
*2020	72	6	78
2021	269	243	512
2022	174	246	420
2023	148	226	374

ENGLISH

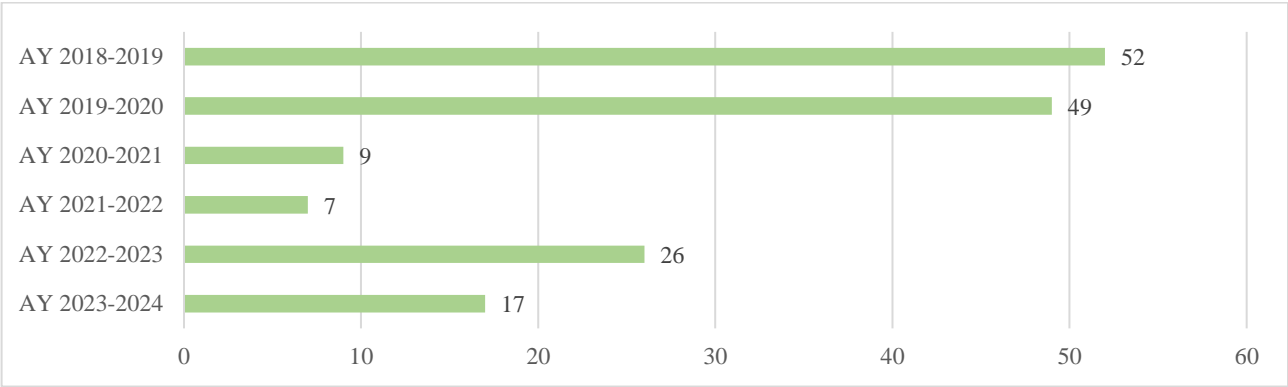
Year	Developmental English	College English	Total
2018	588	280	868
2019	691	341	1032
*2020	48	15	63
2021	326	154	480
2022	238	280	518
2023	166	266	432

Source: GCC Fact Book, Volume 1-17; Banner; Argos

GCC adopted the ACCUPLACER test in November 2016. Prior to the ACCUPLACER test, placement was based on the COMPASS test. Due to the Coronavirus (COVID-19) pandemic, alternative options were offered in place of placement testing.

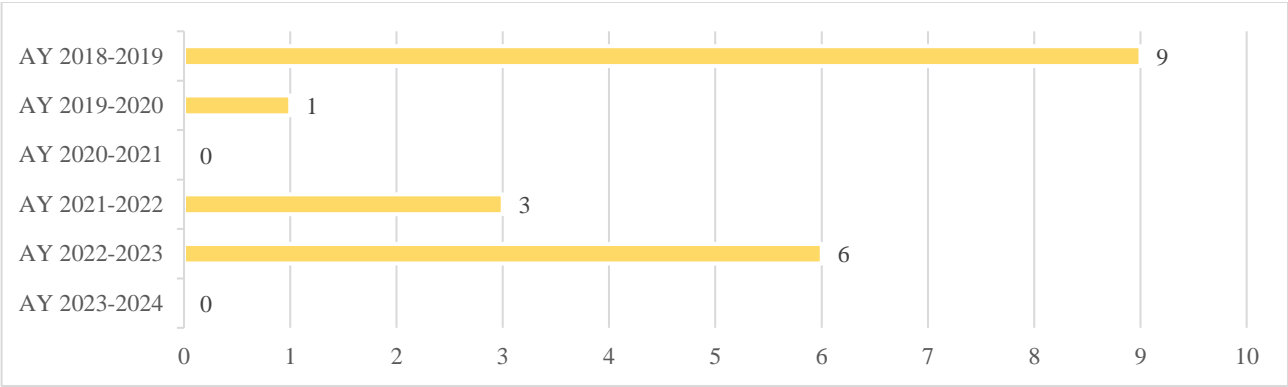
* Due to Covid, placement tests in 2020 were replaced by self-placement of students based on criteria listed and on recommendations. The recommendations were based on Classroom Learning Yields Math & English Readiness (CLYMER) eligibility requirements and past data of students placing in developmental education.

Dual Credit Articulated Programs of Study



Under the Dual Credit Articulated Programs of Study (DCAPS), students can earn college credit in GCC postsecondary programs if they earn a grade of "B" or better in CTE programs.

Dual Enrollment Accelerated Learning



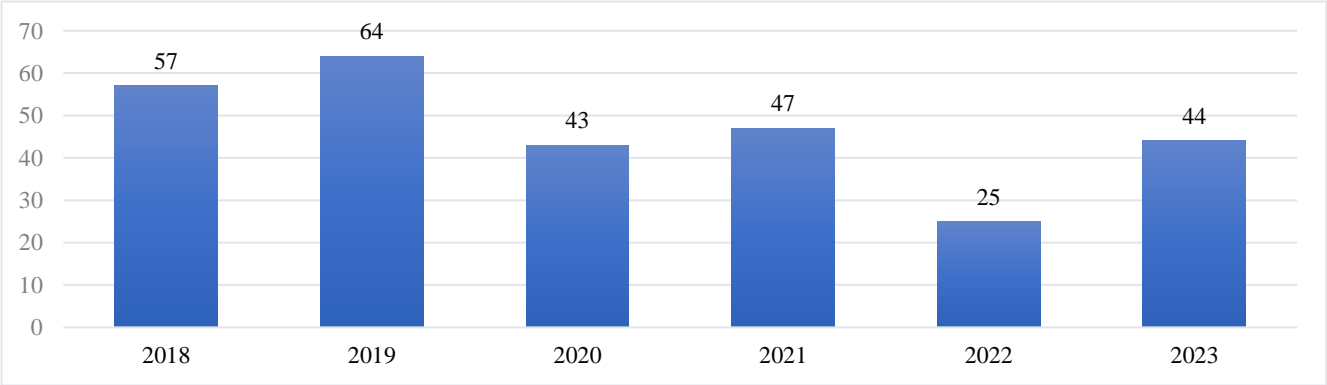
Source: GCC Fact Book, Volume 1-17; Banner

GCC’s Dual Enrollment Accelerated Learning (DEAL) program allows eligible students to enroll in college courses concurrently with high school classes and to receive both high school and college credit simultaneously. GCC has DEAL program agreements with Guam's six public high schools, Father Duenas Memorial School, Notre Dame High School, Home School Association of Guam and Guam Adventist Academy.

Transfer Students from GCC to UOG

Fall Trends

The chart below reflects the number of students who transferred from GCC to the University of Guam (UOG), a four-year institution that has existing articulation agreements for General Education courses, non-General Education courses, and several degree programs in their entirety, with GCC.



Source: UOG Institutional Effectiveness Office

Completers: Degree (Conferral)

Academic Year	2017-2018	2018-2019	2019-2020	2020-2021	2021-2022	2022-2023
Bachelor of Science						
Career and Technical Education ²⁹	—	—	—	—	—	1
Associate of Arts						
Culinary Arts	15	16	14	19	16	13
Education	36	30	26	10	18	8
Liberal Studies ³⁰	29	16	9	7	15	11
Subtotal	80	62	49	36	49	32
Associate of Science						
Accounting	18	11	10	4	17	14
Automotive Service Technology (AST) ³¹	5	11	0	0	0	0
AST – General Service Technician ³²	0	0	4	3	5	7
AST – Master Service Technician ³³	0	0	3	4	1	6
Civil Engineering Technology ³⁴	1	0	2	0	1	6
Computer Networking ³⁵	14	5	10	14	16	23
Computer Science	12	14	13	7	12	29
Criminal Justice	24	28	30	31	17	29
Early Childhood Education	37	25	29	30	18	17
Emergency Management ³⁶	0	0	0	0	0	0
Food & Beverage Management ³⁷	3	0	1	0	0	0
Foodservice Management ³⁸	—	—	—	7	4	4
Hospitality Industry Management ³⁹	6	1	1	1	0	0
Hotel Operations & Management ⁴⁰	4	1	0	0	0	0
Human Services ⁴¹	10	9	7	6	13	12
International Hotel Management ⁴²	—	2	6	2	9	3
Marketing	16	7	14	15	10	13
Medical Assisting	12	20	18	19	18	11
Office Technology	3	1	4	3	4	2
Practical Nursing	—	—	0	19	13	0
Pre-Architectural Drafting ⁴³	2	5	3	0	1	5
Supervision & Management	11	9	14	3	12	9
Surveying Technology ⁴⁴	0	1	0	0	0	2
Tourism & Travel Management ⁴⁵	18	6	15	17	14	9
Visual Communication	18	15	5	19	11	15
Subtotal	214	171	189	204	196	216

Completers: Certificate and Other Programs (Conferral)

Academic Year	2017-2018	2018-2019	2019-2020	2020-2021	2021-2022	2022-2023
Certificate						
Accounting	—	—	—	—	—	—
Automotive Service Technology (AST)	1	1	9	4	4	9
Automotive Technology	—	—	—	—	—	—
Computer Aided Design & Drafting ⁴⁶	1	4	3	0	0	1
Computer Science	1	0	2	0	0	1
Construction Technology	4	6	6	0	5	4
Criminal Justice	25	8	9	15	9	11
Early Childhood Education	18	21	21	16	12	7
Education	1	0	2	0	1	2
Emergency Management ⁴⁷	0	0	0	0	0	0
Environmental Technician	0	1	1	0	0	0
Family Services	3	2	1	5	12	11
Fire Science	0	0	0	0	0	0
Medical Assisting	13	21	19	20	20	12
Medium/Heavy Truck Diesel Tech ⁴⁸	0	0	0	0	0	0
Office Technology	0	0	5	2	3	3
Practical Nursing ⁴⁹	17	0	0	0	0	0
Sign Language Interpreting	—	10	6	1	0	1
Supervision & Management	2	2	0	0	2	2
Surveying Technology	0	0	0	0	0	1
Subtotal	86	76	84	63	68	65

Other						
Adult High School Diploma ⁵⁰	38	22	52	30	27	51
Criminal Justice Industry Certificate	2	0	0	0	0	0
High School Equivalency	38	17	8	0	0	0
Cosmetology Industry Certificate ⁵¹	0	0	0	0	1	0
Journeyworker Certificate	20	26	27	4	6	3
Nursing Assistant Industry Certification	4	0	7	0	0	0
Subtotal	102	65	94	34	34	54
GRAND TOTAL	482	374	416	337	347	368

Source: GCC Fact Book, Volume 1-17; Banner

Secondary CTE Programs

Total Population in GCC Programs (SY 2023-2024)

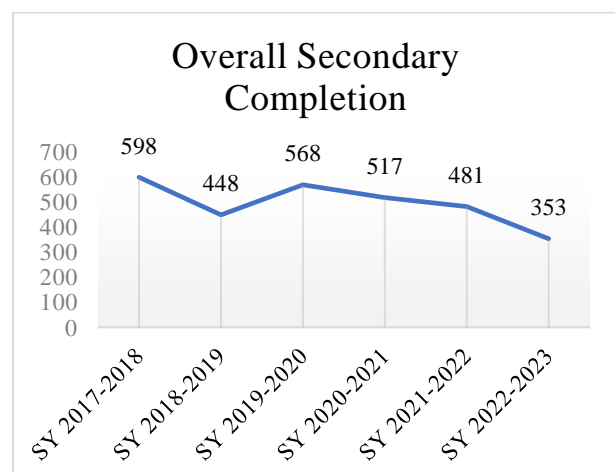
Program	George Washington High School	John F. Kennedy High School	Okkodo High School	Southern High School	Simon Sanchez High School	Tiyan High School	Total
Allied Health	75	91		65	78	58	367
Automotive Services Technology	58	60	46	39	48	54	305
Automotive Collision Repair	61			45			106
Construction Trades Auto CAD	21					5	26
Construction Trades Carpentry	52	60	44		33	29	218
Construction Trades HVAC				0			0
Early Childhood Education*	61						61
Electronics Technology	66		68	56	63		253
Marketing	50	78	88	55	60	59	390
Tourism LMP/HTMP **	57	81	78	20	54	62	352
Tourism ProStart	64	71	77	48	72	70	402
Tele-communications		60				47	107
Visual Communications	63					47	110
Total	628	501	401	328	408	431	2697

*Early Childhood Education as a CTE program was piloted in January 2010 and began with 77 students. It was only offered to GWHS due to the proximity to the GCC campus. Okkodo High School (OHS) opened its doors in August 2008. Tiyan High School (THS) opened its doors in August 2014.

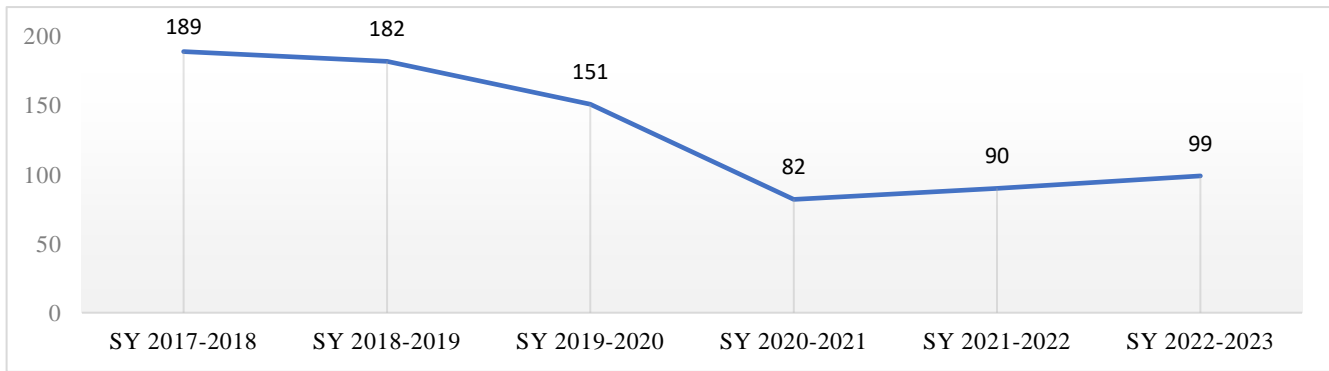
**Program name change from Lodging and Hospitality & Tourism Management (LMP) as of Fall 2021.

Overall Completion

School Year	Total
2017-2018	598
2018-2019	448
2019-2020	568
2020-2021	517
2021-2022	481
2022-2023	353

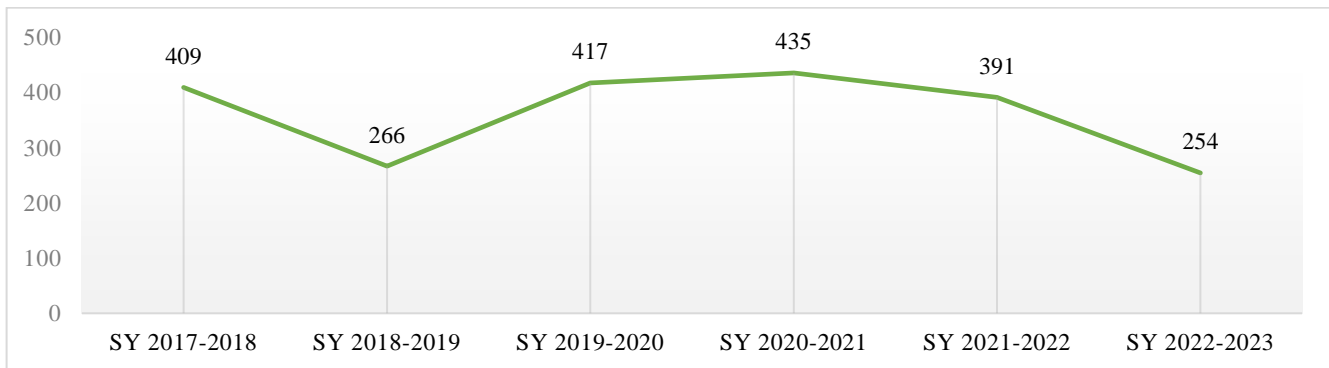


Certificate of Mastery



	GWHS	JFKHS	OHS	SSHS	SHS	THS*	Total
SY 2017-2018	25	37	41	58	21	7	189
SY 2018-2019	27	26	32	16	62	19	182
SY 2019-2020	23	19	44	9	38	18	151
SY 2020-2021**	24	5	26	19	5	3	82
SY 2021-2022	19	10	21	7	27	6	90
SY 2022-2023	12	12	14	4	51	6	99
Total	130	109	178	113	204	59	793

Certificate of Completion



	GWHS	JFKHS	OHS	SSHS	SHS	THS	Total
SY 2017-2018	93	56	46	36	75	103	409
SY 2018-2019	46	57	13	62	35	53	266
SY 2019-2020	95	81	47	95	44	55	417
SY 2020-2021	50	49	117	51	74	94	435
SY 2021-2022	60	70	69	55	73	64	391
SY 2022-2023	43	54	40	39	43	35	254
Total	387	367	332	338	344	404	2172

Source: School of Trades and Professional Services, Secondary Report

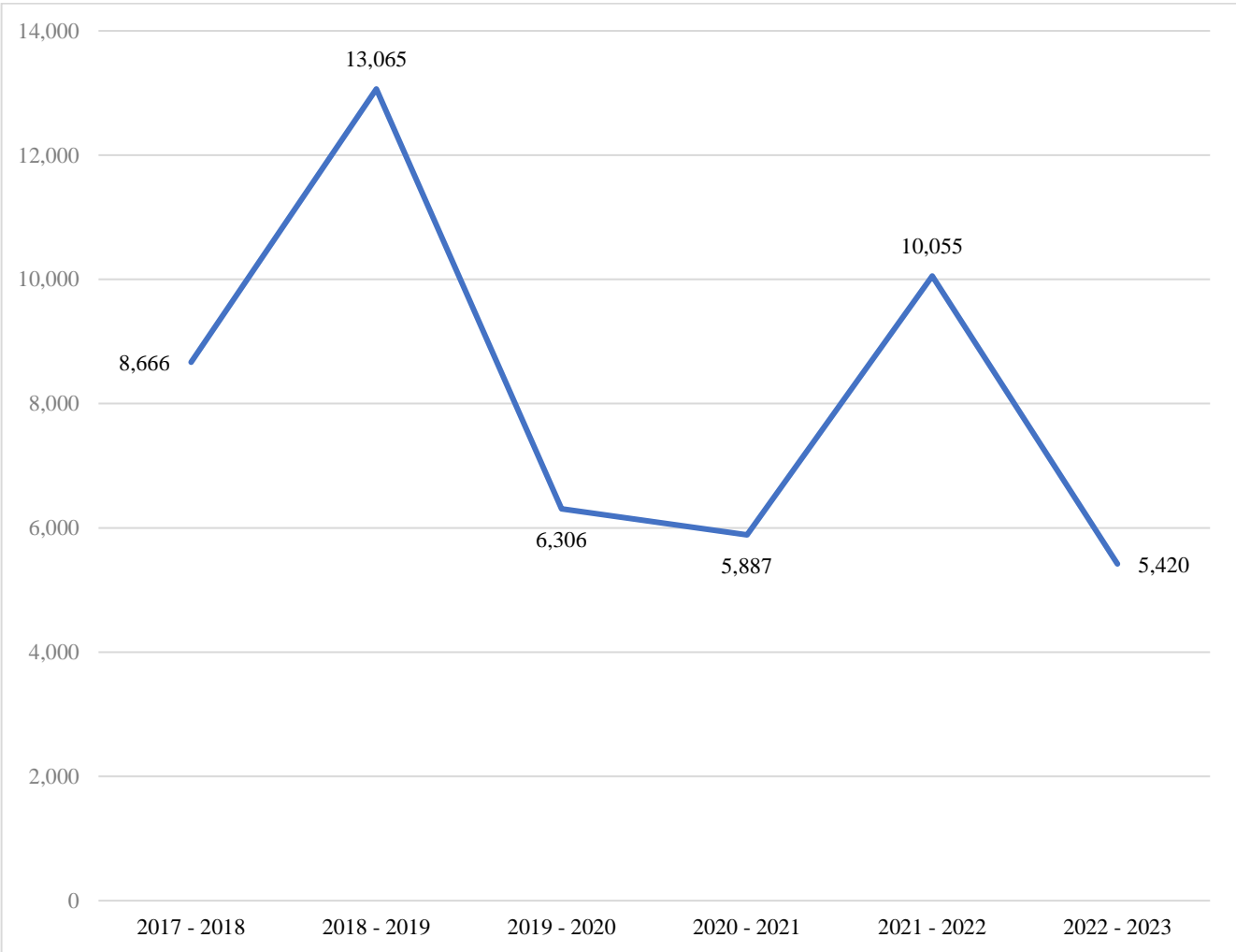
The low numbers for 2020-2021 Certificate of Mastery were due to student's inability to participate in the work experience (WE) as required for the Certificate of Mastery due to the pandemic.

Continuing Education & Workforce Development

Overall Enrollment

	1 ST Quarter (Oct - Dec)	2 ND Quarter (Jan-Mar)	3 RD Quarter (Apr-June)	4 TH Quarter (July-Sept)	Total
2017 - 2018	2,399	1,521	2,694	2,052	8,666
2018 - 2019	2,040	1,620	2,936	6,469	13,065
2019 - 2020	3,317	1,537	618	834	6,306
2020 - 2021	676	1,438	2,131	1,642	5,887
2021 - 2022	3,303	1,715	1,716	3,321	10,055
2022 - 2023	485	709	3,531	695	5,420

Source: Continuing Education and Workforce Development Board of Trustees Quarterly Report under the Academic Affairs Division, GCC Fact Book, Volume 1-17; Banner



Apprenticeship 2018-2023

Public Sector Apprentices (October-December)

	2018	2019	2020	2021	2022	2023
Dept. of Administration	3	2	0	0	0	0
Dept. of Corrections	22	22	34	77	75	70
Dept. of Education	1	0	0	0	0	0
Dept. of Land Management	1	0	0	0	0	0
Dept. of Public Works	0	0	0	0	0	0
Dept. of Youth Affairs	4	7	4	4	3	3
GHURA	13	13	12	10	8	8
Guam Customs and Quarantine Agency	—	—	—	—	—	35
Guam Fire Department	—	—	36	27	15	8
Guam Housing Corporation	0	0	0	0	0	0
Guam Law Library	0	0	0	0	0	0
Guam Legal Services	0	0	0	0	0	0
Guam Police Department	15	31	55	42	27	65
Guam Power Authority	0	38	37	0	30	17
Guam Waterworks	2	0	0	0	0	0
Judiciary of Guam	5	1	1	0	0	0
Port Authority Guam	5	0	0	34	0	0
Grand Total	71	114	179	194	158	206

Source: Academic Affairs Division: Board of Trustees Quarterly Reports, Apprenticeship Office and GCC Fact Book, Volume 1-17; Banner

Private Sector Apprentices (October-December 2023)*

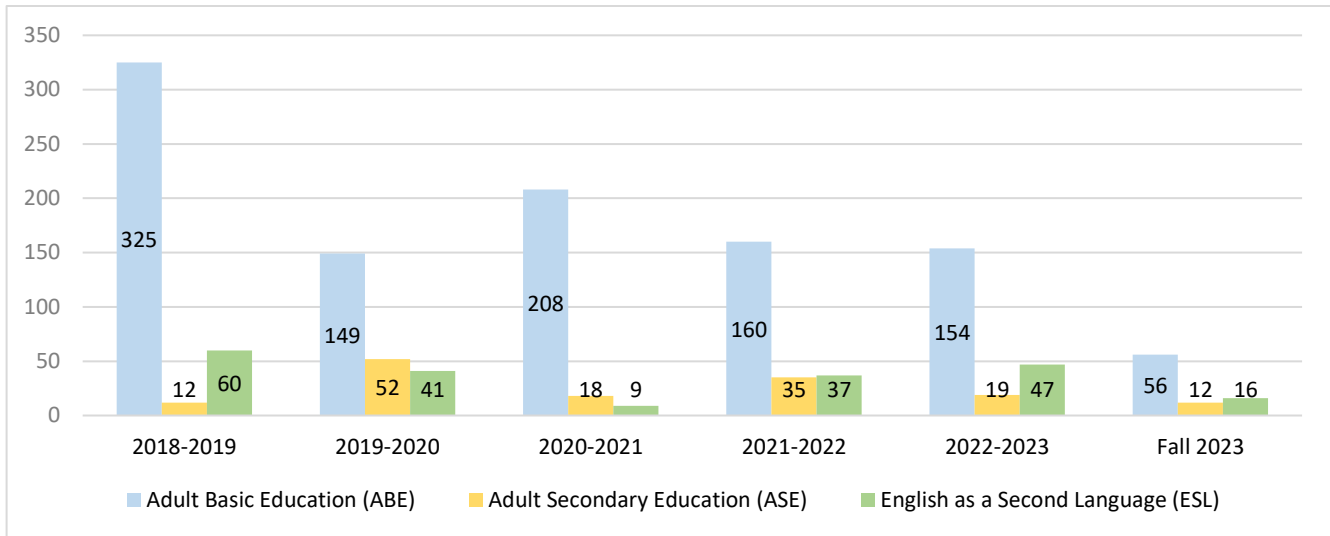
Ambyth Shipping & Trading, Inc.	2	Hawaiian Rock Products	8
Asia Pacific Financial Management Group	1	IP&E (Sponsor: CPL Pacific, LLC)	11
Atkins Kroll, Inc.	12	Island CERTS Corp.	1
Cabras Marine Corporation	52	IT&E (Sponsor: CPL Pacific, LLC)	38
Core Tech International	2	JMSI Electrical, LLC	7
CPL Pacific, LLC	4	Kloppenbug Enterprises, Inc.	3
DeWitt Guam	3	Nissan Motors Corporation Guam	2
Docomo Pacific	20	Pacific Biomedical Services	1
DZSP21, LLC	2	Pacific Star Resort & Spa	1
Fujita Properties Guam	1	Pacific Unlimited, Inc.	1
G4S Security Systems	5	Seafix Incorporated	1
Generation Renewable Inc. (Formerly MRE)	4	Title Guaranty of Guam	4
Goodwind Development Corporation	16	TLC Day Care	2
GTA TeleGuam	35	United Tire Guam	1
		Grand Total	240

Source: Continuing Education & Workforce Development – Apprenticeship Office.

*Active Employers with Enrollment

Adult Education

Enrollment

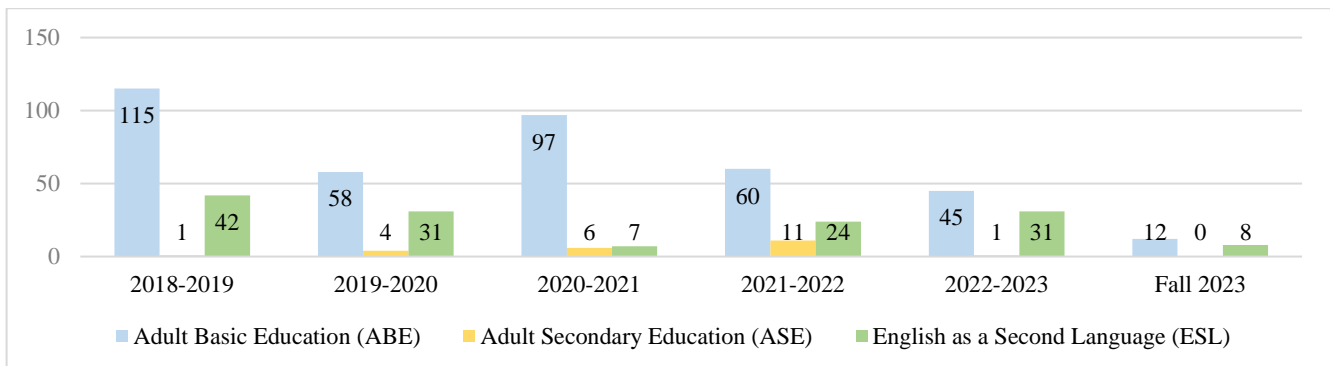


	2018-2019	2019-2020	2020-2021	2021-2022	2022-2023	2023-2024*
Adult Basic Education (ABE)	325	149	208	160	154	56
Adult Secondary Education (ASE)	12	52	18	35	19	12
English as a Second Language (ESL)	60	41	9	37	47	16
Total	397	242	235	232	220	84

Source: National Reporting System (NRS)/TOPSpro Enterprise database system - Table 1-2A

*Count reflects Fall 2023 only

Measurable Skills Gains

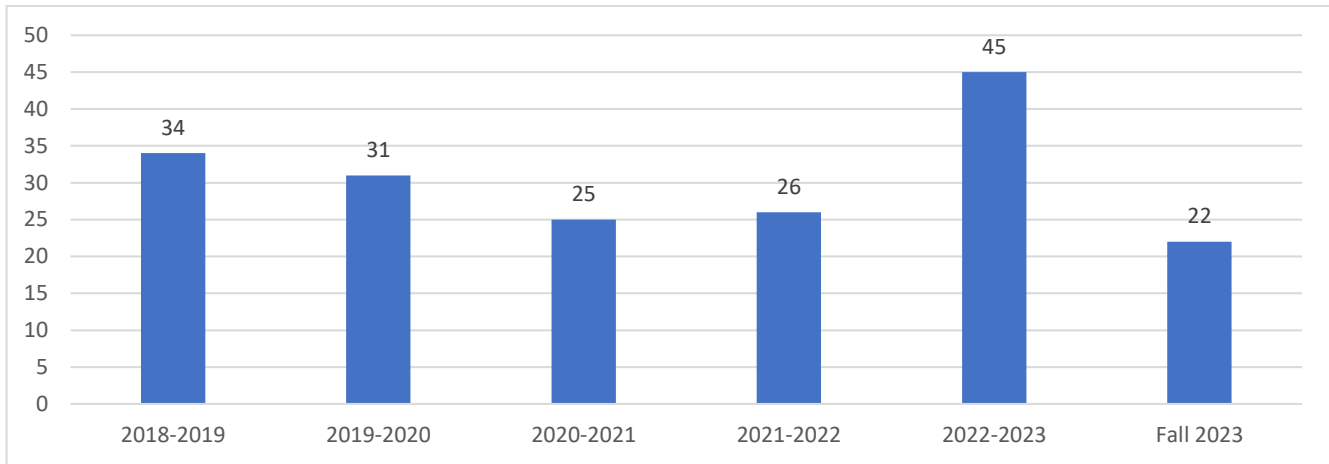


	2018-2019	2019-2020	2020-2021	2021-2022	2022-2023	2023-2024*
Adult Basic Education (ABE)	115	58	97	60	45	12
Adult Secondary Education (ASE)	1	4	6	11	1	0
English as a Second Language (ESL)	42	31	7	24	31	8
Total	158	93	110	95	77	20

Source: WIOA, Title II - Workforce Innovation and Opportunity Act, Adult Education and Family Literacy and the National Reporting System (NRS)/TOPSpro Enterprise database system - Table 4(E) Number who achieved at least one educational function level gain.

*Count reflects Fall 2023 only

Completers: Diploma/GED



	2018-2019	2019-2020	2020-2021	2021-2022	2022-2023	2023-2024*
Adult Basic Education (ABE)	34	31	25	26	45	22

Source: National Reporting System (NRS)/TOPSpro Enterprise database system - Table 4

* Count reflects Fall 2023 only

Population by Age

	16-18	19-24	25-44	45-54	55-59	60+	Total
2018-2019	0	98	233	47	10	9	397
2019-2020	3	59	144	23	7	6	242
2020-2021	1	68	146	11	8	1	235
2021-2022	3	50	150	22	3	4	232
2022-2023	14	48	133	17	6	2	220
2023-2024*	5	24	46	5	3	1	84

Source: WIOA, Title II - Workforce Innovation and Opportunity Act, Adult Education and Family Literacy and the National Reporting System (NRS)/TOPSpro Enterprise database system - Table 2 & 2A.

* Count reflects Fall 2023 only

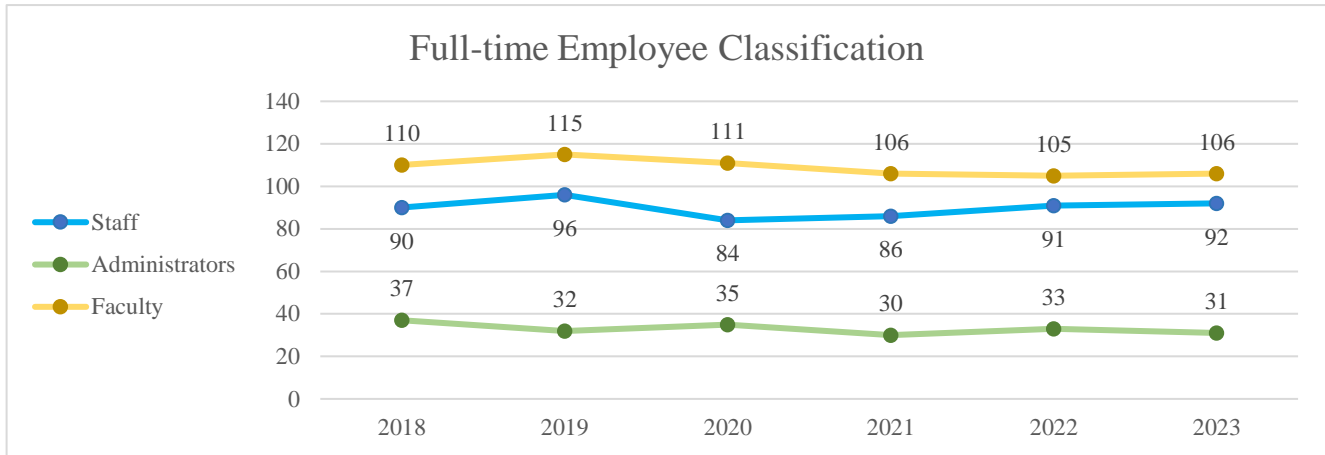
Population by Ethnicity

YEAR (7/1-6/30)	American Indian or Alaska	Asian	Black or African American	Hispanic/Latino	Native Hawaiian or Other Pacific Islander	White	More than 1 Race	Total
2018-2019	0	97	4	1	257	15	23	397
2019-2020	0	60	1	0	166	6	9	242
2020-2021	0	35	0	0	192	4	4	235
2021-2022	0	58	0	1	153	9	11	232
2022-2023	0	58	0	6	144	4	8	220
2023-2024*	0	22	0	4	52	2	4	84

Source: WIOA, Title II - Workforce Innovation and Opportunity Act, Adult Education and Family Literacy and the National Reporting System (NRS)/TOPSpro Enterprise database system - Table 2 & 2A.

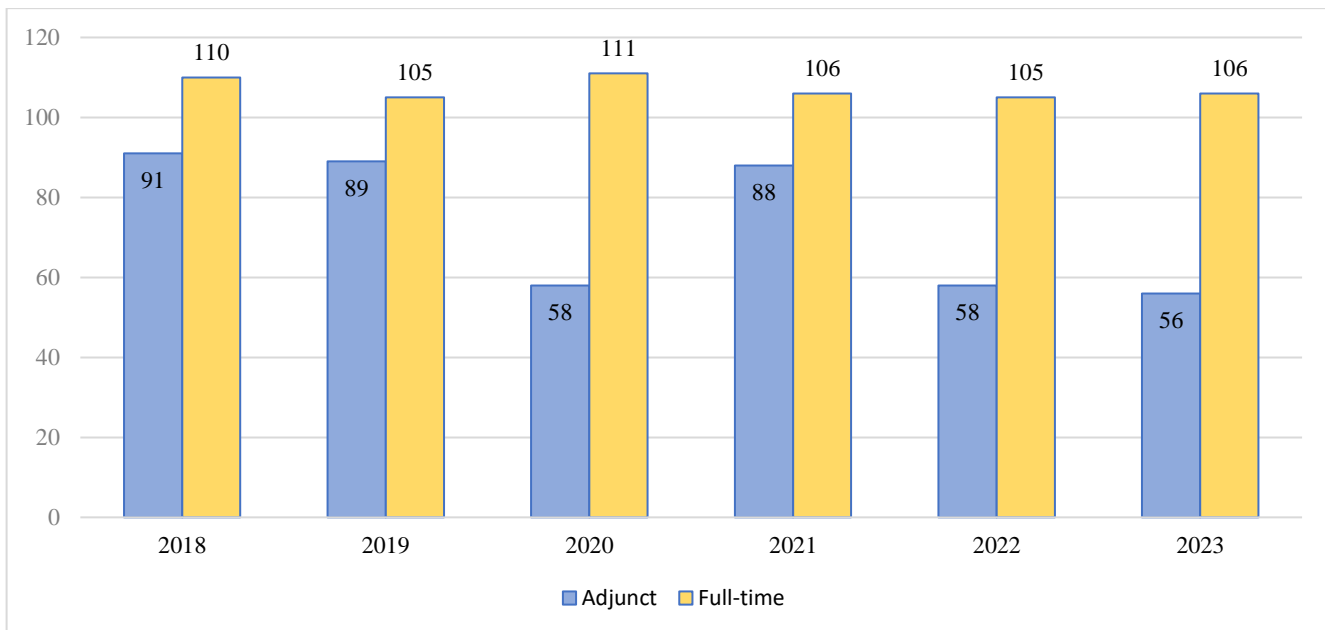
* Count reflects Fall 2023 only

Employees



Classification	2018	2019	2020	2021	2022	2023
Staff	90	96	84	86	91	92
Administrator	37	32	35	30	33	31
Faculty	110	115	111	106	105	106
Total:	237	243	230	222	229	229

Faculty



Source: Human Resources Office. GCC Fact Book, Volume 1-17; Banner

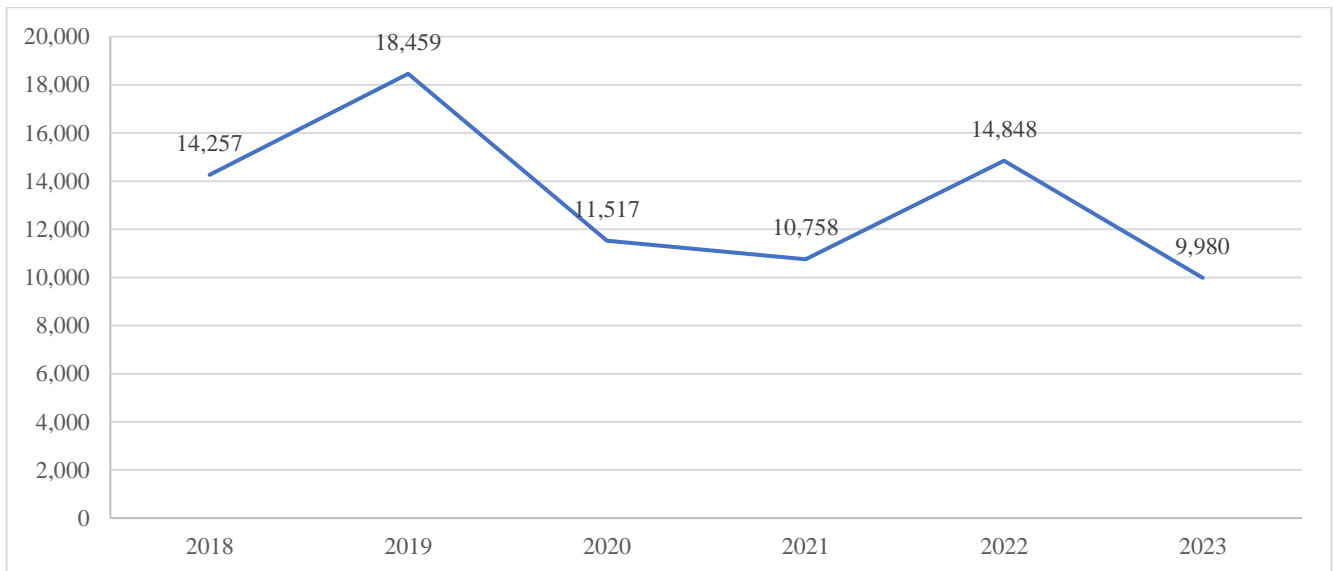
	2018	2019	2020	2021	2022	2023
Professor	5	4	8	8	8	8
Associate Professor	17	18	15	12	14	14
Assistant Professor	25	23	22	20	18	16
Instructor	49	46	53	43	42	42
Assistant Instructor	14	14	13	23	23	26
Adjunct Faculty	91	89	58	88	58	56
Total:	201	194	169	194	163	162

Note: Lecturer and Emergency Instructors are counted with Assistant Instructors

Total Impact

Total Students Served

	Postsecondary*	Secondary	Apprenticeship	Adult Education*	Continuing Education	GRAND TOTAL
2018	2,078	2,754	362	397	8,666	14,257
2019	1,979	2,818	355	242	13,065	18,459
2020	1,796	2,782	398	235	6,306	11,517
2021	1,690	2,531	418	232	5,887	10,758
2022	1,730	2,467	376	220	10,055	14,848
2023	1,533	2,697	246	84	5,420	9,980



* Enrollment numbers reported reflect Fall count ONLY. 2015 and previous years count came from the WIOA, Title II – Workforce Innovation and Opportunity Act. 2016 to present count is provided by the National Reporting System (NRS)/TOPSpro Enterprise database system - Table 1-2A.



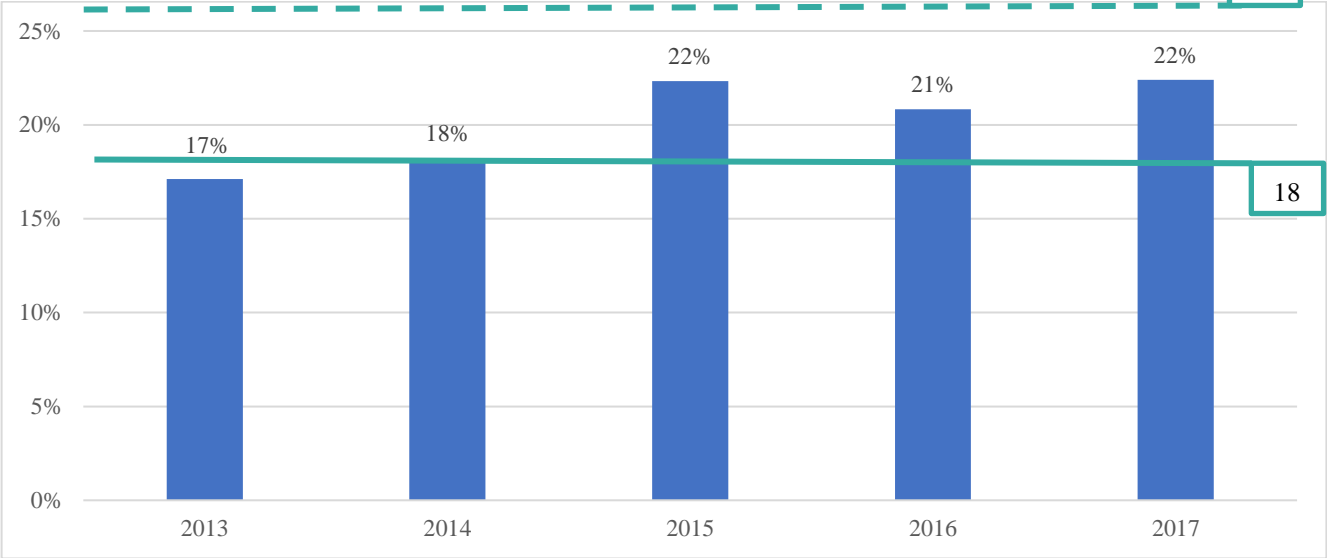
Institution-Set Student Achievement (ISS) Benchmarks

LEGEND:

Aspirational Goal -----

Benchmark (Floor) _____

150% Graduation Rate



Source: GCC Fact Book, Volume 1-17; Banner

First-time, full-time degree/certificate-seeking students in the Fall semester who graduate within *three* years if enrolled in an associate's degree program or within *one-and-a-half* years if enrolled in a certificate program.



Institution-Set Student Achievement (ISS) Benchmarks

Job Placement Rate

ISS	2018	2019	2020	2021	2022	2023
Benchmark	42%	43%	44%	45%	46%	47%
Aspirational Goal	52%	53%	54%	55%	56%	57%

CAREER PATHWAYS	2018	2019	2020	2021	2022	2023
Architecture and Construction						
Arts, Audiovisual Technology, and Communications	60%	30%				9%
Business, Management, and Administration	82%	48%	19%	21%	5%	8%
Education and Training	57%	56%	23%	24%	5%	10%
Health Services		50%	24%	24%	5%	16%
Hospitality and Tourism		48%	36%	53%	4%	14%
Information Technology		28%	35%	35%		17%
Law, Public Safety, and Security	86%	48%	19%	19%		11%
Marketing, Sales and Services		27%	17%	17%	14%	20%
Science, Technology, Engineering and Math					17%	12%
Transportation, Distribution and Logistics					0%	10%

Source: GCC Fact Book, Volume 1-17; Banner; ACCJC Annual Report, Graduate Employment Report.

The job placement rate is only reported for career clusters with programs where at least 10 students completed in the designated year and at least 10 students were contacted. The programs that did not fit the two criteria aforementioned are not listed and the grayed-out boxes denote a year in which the two criteria were not met for programs in the career cluster. The job placement rate for each designated year is as of April in the following year. Career pathways are defined by the U.S. Department of Education as a series of connected support services, education, and training programs that enable individuals to secure employment within a specific industry or occupational sector and to advance over time to successively higher levels of education or employment in that sector.

Institution-Set Student Achievement (ISS) Benchmarks

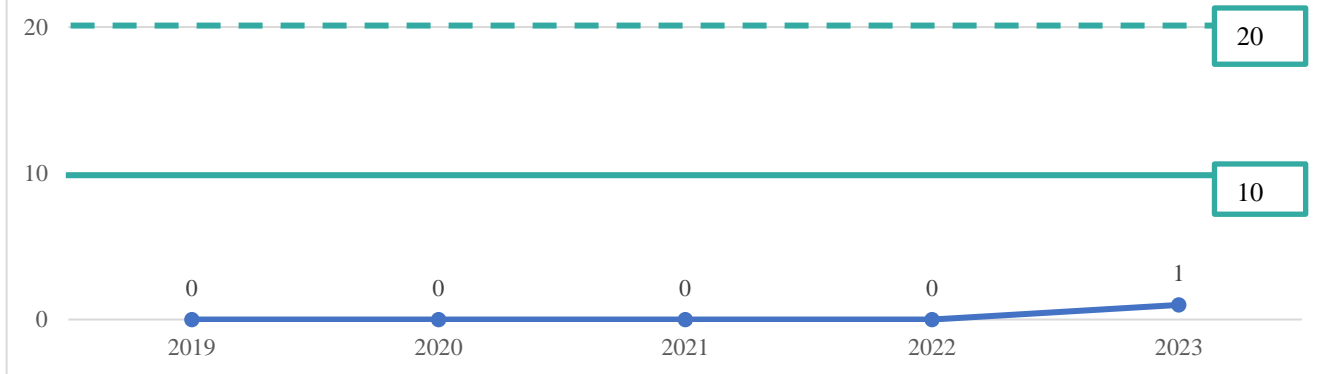
LEGEND:

Aspirational Goal -----

Benchmark (Floor) _____

Degree Completion – Postsecondary (Bachelor)

ISS	2019	2020	2021	2022	2023
Benchmark	10	10	10	10	10
Aspirational Goal	20	20	20	20	20

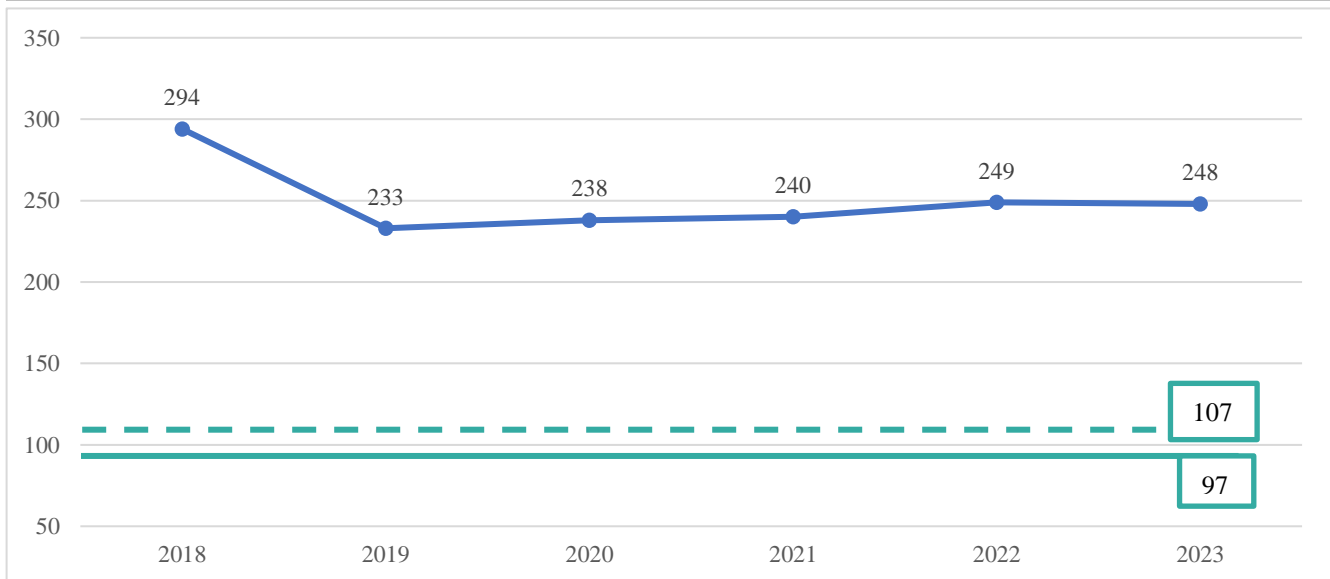


2019	2020	2021	2022	2023
—	0	0	0	1

The Bachelors in Career and Technical Education was adopted December 2019. The number of Bachelors awarded during the academic year.

Degree Completion – Postsecondary (Associates)

ISS	2018	2019	2020	2021	2022	2023
Benchmark	92	93	94	95	96	97
Aspirational Goal	102	103	104	105	106	107



2018	2019	2020	2021	2022	2023
294	233	238	240	249	248

The number of Associate of Arts, and Associate of Science Degrees awarded during the academic year.

Institution-Set Student Achievement (ISS) Benchmarks

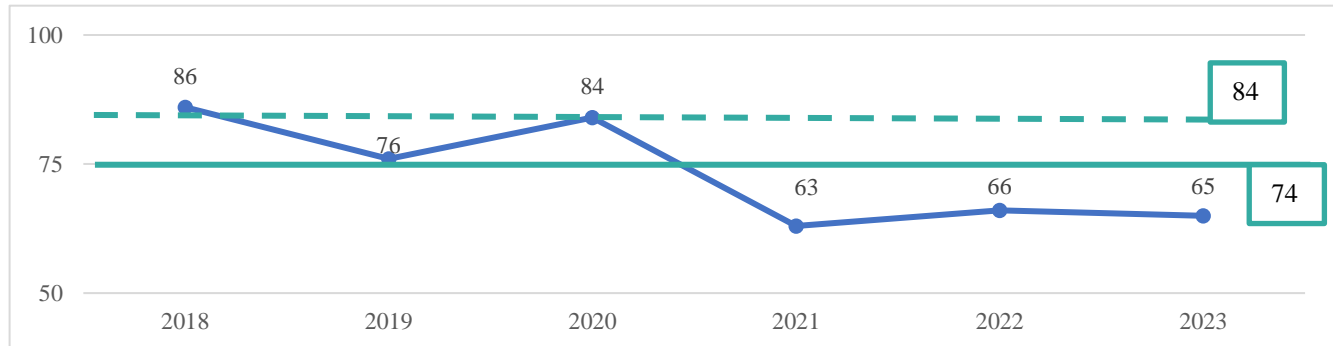
LEGEND:

Aspirational Goal -----

Benchmark (Floor) _____

Certificate Completion – Postsecondary

ISS	2018	2019	2020	2021	2022	2023
Benchmark	69	70	71	72	73	74
Aspirational Goal	79	80	81	82	83	84



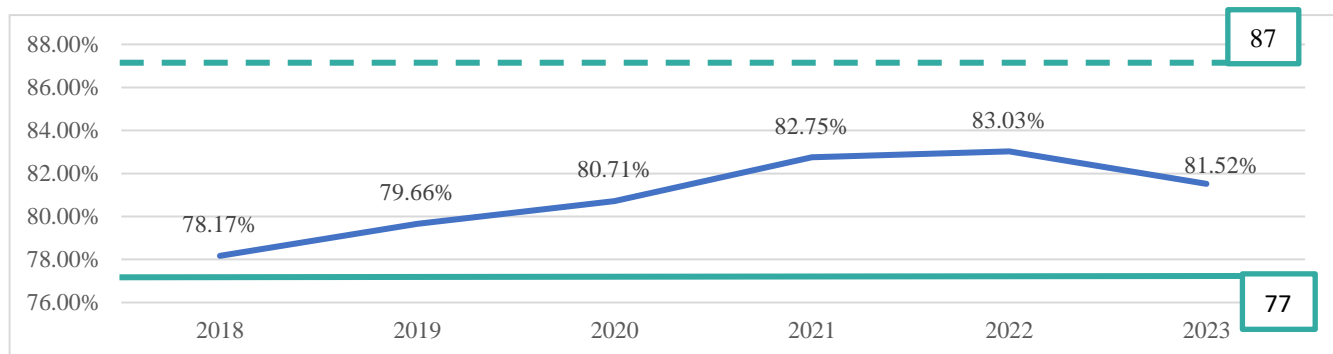
2018	2019	2020	2021	2022	2023
86	76	84	63	66	65

Source: GCC Fact Book, Volume 1-17; Banner, Argos

The number of Certificates that were awarded during the academic year

Student Course Completion Benchmark

ISS	2018	2019	2020	2021	2022	2023
Benchmark	72%	73%	74%	75%	76%	77%
Aspirational Goal	82%	83%	84%	85%	86%	87%



Source: GCC Fact Book, Volume 1-17; Banner, Argos

	<i>Total Successful Outcomes</i>	<i>Total Registration</i>	<i>Successful Course Completion Percentage</i>
2018	3885	4970	78.17%
2019	3772	4735	79.66%
2020	4775	5916	80.71%
2021	4297	5193	82.75%
2022	4314	5196	83.03%
2023	4177	5124	81.52%

Course completion rate included both credit and non-credit courses.

The following percentages reflect the total number of courses taken and successfully passed during the Fall semester of each year. The numbers reported are based on the number of grades submitted at the time of reporting.

Institution-Set Student Achievement (ISS) Benchmarks

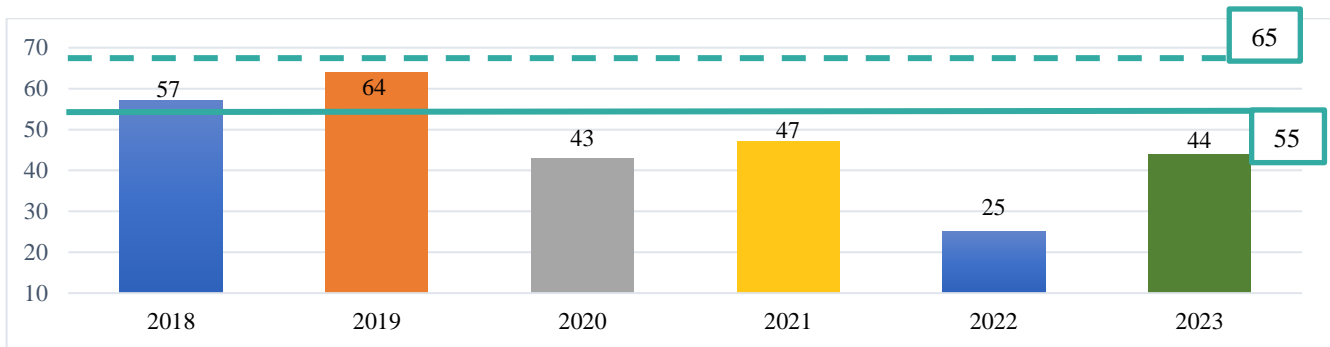
LEGEND:

Aspirational Goal -----
 Benchmark (Floor) _____

Transfer Students from GCC to UOG (Fall Trends)

ISS	2018	2019	2020	2021	2022	2023
Benchmark	50	51	52	53	54	55
Aspirational Goal	60	61	62	63	64	65

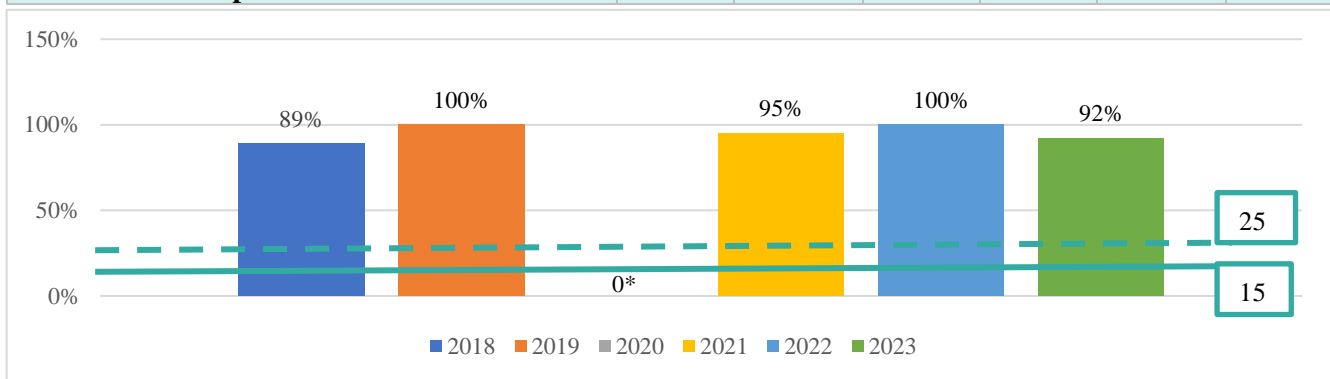
The chart below reflects the number of students who transferred from GCC to University of Guam (UOG), a four-year institution that has existing articulation agreements for General Education courses, non-General Education courses, and several degree programs in their entirety, with GCC.



*Transfers have been updated to reflect corrected information from the University of Guam. SOURCE: UOG Institutional Effectiveness Office, UOG Factbook

Licensure Pass Rate

ISS	2018	2019	2020	2021	2022	2023
Benchmark	10%	11%	12%	13%	14%	15%
Aspirational Goal	20%	21%	22%	23%	24%	25%



Source: LPN Quarterly Report; GCC Fact Book, Volume 1-17

The licensure pass rate is the percentage of students who passed a licensure exam. The licensure pass rate for graduates only includes programs for which students must pass an exam in order to work in their field of study.

The Certificate in Practical Nursing program was put on hold for Academic Year 17/18 and no students were accepted into the program. Thereafter, the AS in Practical Nursing was approved through the subchange process and was first offered in the Fall 2019 semester. This number reflects 3 of 3 students who took and passed the Certified Nurse Assistant (CNA) exams and are now licensed CNAs.

*Due to the Coronavirus (COVID-19) Pandemic, there were no licensure examinations in 2020.

In the 2nd quarter of fiscal year 2023, the remaining 8 students of the 2021-2022 cohort took the exam and passed on the first try.

End Notes

- ¹ Tuition & Fees reflect increases, as outlined in Board of Trustees Resolution 5-2006, adopted on March 9, 2006, and re-adopted on March 10, 2011. Contact the Registrar's Office for further information.
- ² BS-CTE was adopted December of 2019.
- ³ Formerly AA in Liberal Arts (prior to March 2011) and AA in Interdisciplinary Arts & Studies (prior to February 2013).
- ⁴ Prior to Fall 2015, the General Service Technician emphasis was under Automotive Service Technology
- ⁵ Prior to Fall 2015, the Master Service Technician emphasis was under Automotive Service Technology.
- ⁶ Program reinstated in November 2011.
- ⁷ Program was adopted in April of 2007 and began in Fall of 2007.
- ⁸ From Fall 2003 through Spring 2010, the Food & Beverage Management emphasis was under the AS in Hospitality Industry Management program.
- ⁹ Program formerly Restaurant and Foodservice Management was changed to Foodservice Management in Fall of 2019.
- ¹⁰ Program changed to AS in Hotel Operations, AS in Food & Beverage Management, and AS in Tourism and Travel Management in Fall of 2010.
- ¹¹ From Fall 2003 through Spring 2010, the Hotel Operations & Management emphasis was under the AS in Hospitality Industry Management program.
- ¹² Program adopted in June of 2014.
- ¹³ Program was approved March 2018 and implemented Fall 2018.
- ¹⁴ Program adopted in December 2018 and implemented Fall 2019
- ¹⁵ Program was reinstated in April of 2010 as AS in Pre-Architectural Drafting (previously titled: Architectural Engineering Technology in the 2002-2003 catalog.
- ¹⁶ Program adopted in April of 2009.
- ¹⁷ From Fall 2003 through Spring 2010, the Tourism & Travel Management emphasis was under the AS in Hospitality Industry Management program.
- ¹⁸ Program reinstated in May of 2010.
- ¹⁹ Program adopted in April of 2007 and began in Fall of 2007.
- ²⁰ Program reinstated in February of 2013.
- ²¹ Pre-Nursing Program was archived in March 2014
- ²² Program archived in September of 2008.
- ²³ Program reinstated in April of 2009 and previous program title was a Certificate in Basic Surveying.
- ²⁴ Program approved in Fall 2017.
- ²⁵ Program count includes GED®.
- ²⁶ Asian was added January 24, 2023.
- ²⁷ Native Hawaiian or Pacific Islander was added on January 23, 2023.
- ²⁸ Two or More Races was added to the Admissions Application Fall 2023.
- ²⁹ The Bachelor of Science in Career and Technical Education began in the fall semester of 2020 with its first completer in Spring 2023.
- ³⁰ Formerly AA in Liberal Arts (prior to March 2011) and AA in Interdisciplinary Arts & Studies (prior to February 2013)
- ³¹ Program was replaced with AS in Automotive Service Technology in Fall 2006.
- ³² Prior to Fall 2015, this program was a concentration in Automotive Service Technology.
- ³³ Prior to Fall 2015, this program was a concentration in Automotive Service Technology.
- ³⁴ Program was reinstated in November 2011.
- ³⁵ AS in Electronic Networking was changed to AS in Computer Networking in Summer of 2005.
- ³⁶ Program adopted in April 2007 and began in Fall of 2007.
- ³⁷ Program was under AS in Hospitality Industry Management from Fall 2003 to Spring 2010. Changed to Foodservice Management in May 2021.
- ³⁸ Program instituted in May 2021.
- ³⁹ Program changed to AS in Hotel Operations, AS in Food & Beverage Management, and AS in Tourism and Travel in Fall of 20210.
- ⁴⁰ From Fall 2023 through Spring 20210, the Hotel Operations & Management emphasis was under the AS in Hospitality Industry Management program.
- ⁴¹ Program adopted in June 2014.
- ⁴² Program was instituted in Fall 2018. Changed from Hotel Operations & Management.
- ⁴³ Program reinstated in April 2010. Program previously titled Architectural Engineering Technology in 2003.
- ⁴⁴ Program adopted in April 2009.
- ⁴⁵ Program was under AS in Hospitality Industry Management from Fall 2003 to Spring 2010.
- ⁴⁶ Program reinstated in May 2010 and last appeared in the 1999-2000 catalog.
- ⁴⁷ Program adopted in April 2007 and began in Fall 2007.
- ⁴⁸ Program adopted in July 2009.
- ⁴⁹ Program was instituted in Fall 2018.
- ⁵⁰ Program count includes GED® and HS Equivalency Test completers. Note: Cost of GED® test increased from \$90 to \$125 in January 2014.
- ⁵¹ Program adopted in Fall 2017.

**Guam
Community
College**

FACTBOOK

Vol. 18

GCC has been continuously accredited since 1979 by the Accrediting Commission for Community and Junior Colleges, Western Association of Schools and Colleges (ACCJC/WASC).