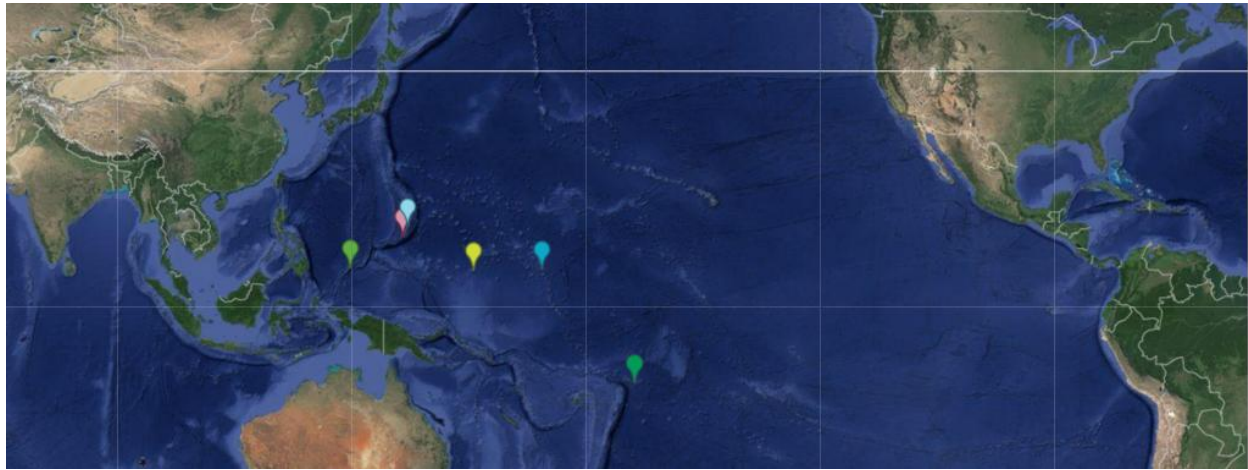








## At A Glance:



<https://mapsengine.google.com/map/edit?mid=zBxIzykZRzxI.kRQRuvE2OINs>

	240736 	243638 	376695 	240745 	240790 	243647 
	<b>American Samoa Community College</b>	<b>College of Micronesia-FSM</b>	<b>College of the Marshall Islands</b>	<b>Guam Community College</b>	<b>Northern Marianas College</b>	<b>Palau Community College</b>
Street address or post office box (HD2012)	PO Box 2609	Kolonia	Oceanside Uliga - PO Box 1258	1 Sesame Street	As Terlaje Campus	P. O. Box 0009 Madalaii
City location of institution (HD2012)	Pago Pago	Pohnpei	Majuro	Mangilao	Saipan	Koror
State abbreviation (HD2012)	AS	FM	MH	GU	MP	PW
ZIP code (HD2012)	96799-2609	96941	96960	96913	96950-1250	96940
Name of chief administrator (HD2012)	Seth P. Galea'i	Joseph Daisy	Carl S. Hacker	Dr. Mary A.Y. Okada	Dr. Sharon Y. Hart	Dr. Patrick U. Tellei
Institution's internet website address (HD2012)	<a href="http://www.amsamoa.edu">www.amsamoa.edu</a>	<a href="http://www.comfsm.fm">www.comfsm.fm</a>	<a href="http://www.cmi.edu">www.cmi.edu</a>	<a href="http://www.guamcc.edu">www.guamcc.edu</a>	<a href="http://www.nmcnet.edu/">www.nmcnet.edu/</a>	<a href="http://www.palau.edu">www.palau.edu</a>

	240736	243638	376695	240745	240790	243647
	<b>American Samoa Community College</b>	<b>College of Micronesia-FSM</b>	<b>College of the Marshall Islands</b>	<b>Guam Community College</b>	<b>Northern Marianas College</b>	<b>Palau Community College</b>
Undergraduate enrollment (DRVEF2012)	1795	2744	1123	2145	1178	680
Total enrollment (DRVEF2012)	1795	2744	1123	2145	1178	680
Full-time equivalent fall enrollment (DRVEF2012)	1060	2105	891	1366	1077	509
Full-time enrollment (DRVEF2012)	562	1782	774	972	1009	423
Part-time enrollment (DRVEF2012)	1233	962	349	1173	169	257
Full-time retention rate 2012 (EF2012D)	31	57	50	65	65	42
Part-time retention rate 2012 (EF2012D)		48	22	37		45
Graduation rate total cohort (DRVGR2012)	14	12	10	61	18	18
Graduation rate men (DRVGR2012)	7	14	10	45	17	24
Graduation rate women (DRVGR2012)	19	11	10	70	18	11
First-time degree/certificate-seeking undergraduate enrollment (DRVEF2012)	545	700	349	342	322	236
Full-time undergraduate enrollment (DRVEF2012)	562	1782	774	972	1009	423
Full-time first-time degree/certificate-seeking undergraduate enrollment (DRVEF2012)	67	519	331	180	288	185
Full-time nondegree/certificate-seeking undergraduate enrollment (DRVEF2012)	0	0	0	94	15	0
Part-time undergraduate enrollment (DRVEF2012)	1233	962	349	1173	169	257

	<b>240736</b>	<b>243638</b>	<b>376695</b>	<b>240745</b>	<b>240790</b>	<b>243647</b>
	<b>American Samoa Community College</b>	<b>College of Micronesia-FSM</b>	<b>College of the Marshall Islands</b>	<b>Guam Community College</b>	<b>Northern Marianas College</b>	<b>Palau Community College</b>
Part-time first-time degree/certificate-seeking undergraduate enrollment (DRVEF2012)	478	181	18	162	34	51
Part-time nondegree/certificate-seeking undergraduate enrollment (DRVEF2012)	0	0	9	979	39	7
Percent of total enrollment that are American Indian or Alaska Native (DRVEF2012)	0	0	0	0	0	0
Percent of total enrollment that are Asian/Native Hawaiian/Pacific Islander (DRVEF2012)	92	100	99	95	80	100
Percent of total enrollment that are Asian (DRVEF2012)	1	0	0	41	27	1
Percent of total enrollment that are Native Hawaiian or Other Pacific Islander (DRVEF2012)	91	100	99	54	53	99
Percent of total enrollment that are Black or African American (DRVEF2012)	0	0	0	1	0	0
Percent of total enrollment that are Hispanic/Latino (DRVEF2012)	0	0	0	1	0	0
Percent of total enrollment that are White (DRVEF2012)	0	0	0	2	1	0
Percent of total enrollment that are Race/ethnicity unknown (DRVEF2012)	0	0	0	1	0	0
Percent of total enrollment that are Nonresident Alien (DRVEF2012)	8	0	1	1	12	0
Percent of total enrollment that are two or more races (DRVEF2012)	0	0	0	0	6	0
Percent of total enrollment that are women (DRVEF2012)	63	54	48	57	59	56

	<b>240736</b>	<b>243638</b>	<b>376695</b>	<b>240745</b>	<b>240790</b>	<b>243647</b>
	<b>American Samoa Community College</b>	<b>College of Micronesia-FSM</b>	<b>College of the Marshall Islands</b>	<b>Guam Community College</b>	<b>Northern Marianas College</b>	<b>Palau Community College</b>
Grand total (EF2012 All students total)	1795	2744	1123	2145	1178	680
Total men (EF2012 All students total)	670	1251	586	926	484	297
Total women (EF2012 All students total)	1125	1493	537	1219	694	383
Full time total (EF2012 All students total)	562	1782	774	972	1009	423
Full time men (EF2012 All students total)	207	786	394	406	413	203
Full time women (EF2012 All students total)	355	996	380	566	596	220
Part time total (EF2012 All students total)	1233	962	349	1173	169	257
Part time men (EF2012 All students total)	463	465	192	520	71	94
Part time women (EF2012 All students total)	770	497	157	653	98	163

	<b>240736</b>	<b>243638</b>	<b>376695</b>	<b>240745</b>	<b>240790</b>	<b>243647</b>
	<b>American Samoa Community College</b>	<b>College of Micronesia-FSM</b>	<b>College of the Marshall Islands</b>	<b>Guam Community College</b>	<b>Northern Marianas College</b>	<b>Palau Community College</b>
Total price for in-state students living on campus 2012-2013 (DRVIC2012)		\$ 9,345	\$ 8,015			\$ 9,031
Total price for out-of-state students living on campus 2012-2013 (DRVIC2012)		\$ 9,345	\$ 8,015			\$ 9,391
Total price for in-state students living off campus (not with family) 2012-2013 (DRVIC2012)	\$10,568	\$ 8,031	\$ 9,975	\$17,794	\$13,120	\$ 7,950
Total price for out-of-state students living off campus (not with family) 2012-2013 (DRVIC2012)	\$10,868	\$ 8,031	\$ 9,975	\$18,994	\$15,400	\$ 8,310
Total price for in-state students living off campus (with family) 2012-2013 (DRVIC2012)	\$ 6,410	\$ 6,471	\$ 7,755	\$ 7,294	\$ 7,520	\$ 5,850
Total price for out-of-state students living off campus (with family) 2012-2013 (DRVIC2012)	\$ 6,710	\$ 6,471	\$ 7,755	\$ 8,494	\$ 9,800	\$ 6,210

SOURCE: U.S. Department of Education. Institute of Education Sciences, National Center for Education Statistics.

# **Guam Community College (GCC)**

## **Introduction**

Guam Community College is a leader in career and technical workforce development providing the highest quality, student-centered education and job training for Micronesia. Guam Community College (GCC) is a multi-faceted public career and technical educational institution, created by the Community College Act of 1977 (as amended by P.L. 31-99 in 2011) to strengthen and consolidate career and technical education (CTE) on Guam. The College operates secondary and postsecondary CTE programs, adult and continuing education, community education, and short-term specialized training, as dictated by community and industry needs. These programs are delivered both on and off-campus, in satellite programs at Guam's public high schools and on site at businesses as needed. The College also serves as the State Agency for Career and Technical Education under the United States Vocational Education Act of 1946, 1963, and subsequent amendments. The College offers over 50 programs of study, and prepares students for entry-level employment in career and technical fields or transfer to four-year institutions of higher education. The College offers a variety of community service and special programs to prepare students for college experiences including English as a Second Language, Adult Basic Education, General Education Development (GED) Testing Program preparation and testing, and an Adult High School Diploma program.

## **General Accreditation Updates**

The Office of Assessment, Institutional Effectiveness and Research (AIER), with the continued guidance of the Academic Vice President (also the college's Accreditation Liaison Officer), and the four (4) accreditation Standard Committees (as standing committees of the Faculty Senate led by faculty members) continue to push forward with preparing a semi-final draft of the college's accreditation mid-term report due to ACCJC in March 2015.

The college has made excellent progress in addressing the actionable improvement plans (AIPs) and the four evaluation team recommendations as documented and discussed in the reports submitted by the four (4) accreditation Standard Committees. Beginning in May 2014, the AIER office will initiate the merging of the four reports into the semi-final draft mid-term report scheduled for completion by the summer of 2014. From thence, the draft will be shared for campus feedback through the established governance structure with students, faculty, staff, administrators, and the Board of Trustees.

Additionally, the revisions to the 2012 ACCJC Accreditation Standards reflect the commission's acceptance and adoption of recommendations made over the past three years during the public hearings and feedback period for solicited input from the field, including feedback from the Guam Community College. The new Accreditation Standards have been shared with the College community in various assemblies and committee meetings. Discussions on demonstrating compliance with the new standards have already begun throughout the campus.

## **Highlights and Initiatives**

On March 10, 2014, the Guam Office of Public Accountability (OPA) reported GCC's continued clean audit streak with a 13<sup>th</sup> clean bill of financial health from independent auditors Deloitte & Touche, LLP.

The OPA took note of GCC's conservation measures which allowed the institution to realize \$70,000 in utility savings.

The campus continues its commitment to excellence through the completion of the ACCJC online Accreditation Basics course. Faculty, staff, administrators, and the Board of Trustees have completed and submitted copies of their Certificate of Completion to the Office of Assessment, Institutional Effectiveness and Research, designated keeper of institutional accreditation evidence. To date, a total of 132 college constituents have completed and submitted their Accreditation Basics Certificate of Completion as detailed in the table below.

#### Guam Community College-ACCJC Accreditation Basics Online Course Completion Counts

Role	Completed
Administrators	28
Board of Trustees	1
Faculty	43
Staff	60
Grand Total	132

The college assembly held on March 21, 2014 in the MPA included updates from President Dr. Mary Okada on the adopted 2014-2020 Institutional Strategic Master Plan which outlines the college's plan to sustain the momentum of improvement through the continuity of specific initiatives folded into the next six years of strategic goals and initiatives on the following: (1) retention and completion, (2) conducive learning environment, (3) improvement and accountability, and (4) visibility and engagement. Updates from the Vice President for Academic Affairs Dr. Ray Somera included the progress the College has made in partnerships through transfer and articulation agreements with institutions, such as University of Phoenix, Bellevue University, DusitThani College, and the University of Alaska Fairbanks. Updates from the Vice President for Finance and Administration included the progress made by the distance education task force and vendor in drafting the GCC DE Strategic Plan, Needs Assessment, the DE Readiness Survey, and the DE standard operating procedures. The DE task force is comprised mostly of faculty members, counselors, administrators, and staff. The plan is intended to address hybrid courses and web-enhanced courses also. Finally, information on the College's Prior Learning Assessment (PLA) processes and procedures was provided by the Registrar, information on the progress made on addressing the actionable improvement plans and accreditation recommendations was provided by the AIER Planner and accreditation coordinator, and information on the progress made with the Critical Thinking Assessment Test and its impact on the NCLEX-PN success rates was provided by the Allied Health Director.

GCC experienced another record enrollment for the spring 2014 semester. A total of 2,452 students were registered at the start of the semester with that number increasing to approximately 2,600 students further into the semester as a result of the Keep Your Guard Up initiative. The program was led by the

Continuing Education & Workforce Development Office in cooperation with the Governor's Office, Guam Chamber of Commerce, the Guam Contractors Association, the Guam Department of Labor and the Agency for Human Resources Development, and island businesses, to assist nearly 300 soldiers who returned from Afghanistan in January. This GCC-led initiative aimed to equip these returning soldiers with certifiable skill sets that will provide them with greater employment opportunities.

Students were hard at work and play during the spring 2014 semester. During this reporting period, several events were held throughout these months leading up to Commencement 2014: New Student Orientation; GCC CTE Meet and Greet; Adult Education Conference; Students Leading Students Conference; College and Career Readiness Summit; COPSA Movie Nights; COPSA Entertainment Nights; Meet the President; Math Kangaroo Carnival; President's Parade of Shoes; PTK Induction Ceremony; and Commencement.

The College hosted the Payu-Ta, Inc. 4<sup>th</sup> Annual Micronesia Non Profit Congress-*Justice for ALL* Federal Regional Summit on Friday, April 4, 2014. Payu-Ta, Incorporated is Guam's Umbrella Association of Non Profit Organizations, a support system that promotes and strengthens member organizations' capacities and advocates for a progressive and sustainable Guam community. At this event, federal officials representing various government entities from Washington D.C. provided valuable information on grant funding opportunities specific to our region.

At the 2014 Asian American and Pacific Islander (AAPI) Heritage Month Opening Ceremony in Washington D.C. hosted by the White House Initiative on Asian Americans and Pacific Islanders (WHIAAPI) and the United States Department of the Interior, the newest members to the President's Advisory Commission on AAPIs were welcomed, including GCC's President Dr. Mary Okada. Dr. Okada was selected as the Vice Chair of the President's Advisory Commission. The Commission is charged with working to improve the quality of life of Asian Americans and Pacific Islanders (AAPIs) through increased participation in and access to federal programs. The members will advise President Barack Obama on innovative ways to engage AAPIs across the country and to improve their health, education, environment, and well-being. In her capacity as commission vice chair, Dr. Mary Okada continues to exemplify the GCC commitment to excellence and success and serves as an excellent role model and mentor for our island students, our community, and our region.